



US00D537868S

(12) **United States Design Patent**
Senda et al.

(10) **Patent No.:** **US D537,868 S**
(45) **Date of Patent:** **** Mar. 6, 2007**

(54) **PRINTER**

(75) Inventors: **Haruki Senda**, Nagano-ken (JP);
Makoto Kobayashi, Nagano-ken (JP);
Kenichi Kimura, Nagano-ken (JP)

(73) Assignee: **Seiko Epson Corporation**, Tokyo (JP)

(**) Term: **14 Years**

(21) Appl. No.: **29/227,708**

(22) Filed: **Apr. 13, 2005**

(30) **Foreign Application Priority Data**

Oct. 15, 2004 (JP) 2004-031482
Oct. 15, 2004 (JP) 2004-031490

(51) **LOC (8) Cl.** **18-02**

(52) **U.S. Cl.** **D18/50**

(58) **Field of Classification Search** D18/36-39,
D18/53-54, 54.1, 55; D14/420-425, 356-357,
D14/361-363; D16/246-248, 237; 399/107;
400/613, 613.1-613.4, 691-694
See application file for complete search history.

(56) **References Cited**

U.S. PATENT DOCUMENTS

D373,786 S * 9/1996 Kondo D18/39
D436,371 S * 1/2001 Shimamura D18/50
D437,880 S * 2/2001 Chiba et al. D18/56
D440,247 S * 4/2001 Takimoto et al. D18/54

D442,625 S * 5/2001 Chiba et al. D18/56
D455,172 S * 4/2002 Falk et al. D18/55
D468,321 S * 1/2003 Naganuma D14/463
D487,287 S * 3/2004 Hoshiya D18/50
D502,211 S * 2/2005 Hattori D18/50
D516,081 S * 2/2006 Takimoto D14/463
D516,623 S * 3/2006 Lee et al. D18/55
D518,514 S * 4/2006 Hoshiya et al. D18/55
D521,061 S * 5/2006 Katayama et al. D18/55

* cited by examiner

Primary Examiner—Cathy Anne MacCormac

(74) *Attorney, Agent, or Firm*—Stroock & Stroock & Lavan
LLP

(57) **CLAIM**

The ornamental design for a printer, as shown and described.

DESCRIPTION

FIG. 1 is a perspective view of a printer showing our new design;

FIG. 2 is a front view thereof;

FIG. 3 is a rear view thereof;

FIG. 4 is a top plan view thereof;

FIG. 5 is a bottom plan view thereof;

FIG. 6 is a right side elevational view thereof; and,

FIG. 7 is a left side elevational view thereof.

The broken lines are shown for illustrative purposes only and form no part of the claimed designs.

1 Claim, 7 Drawing Sheets

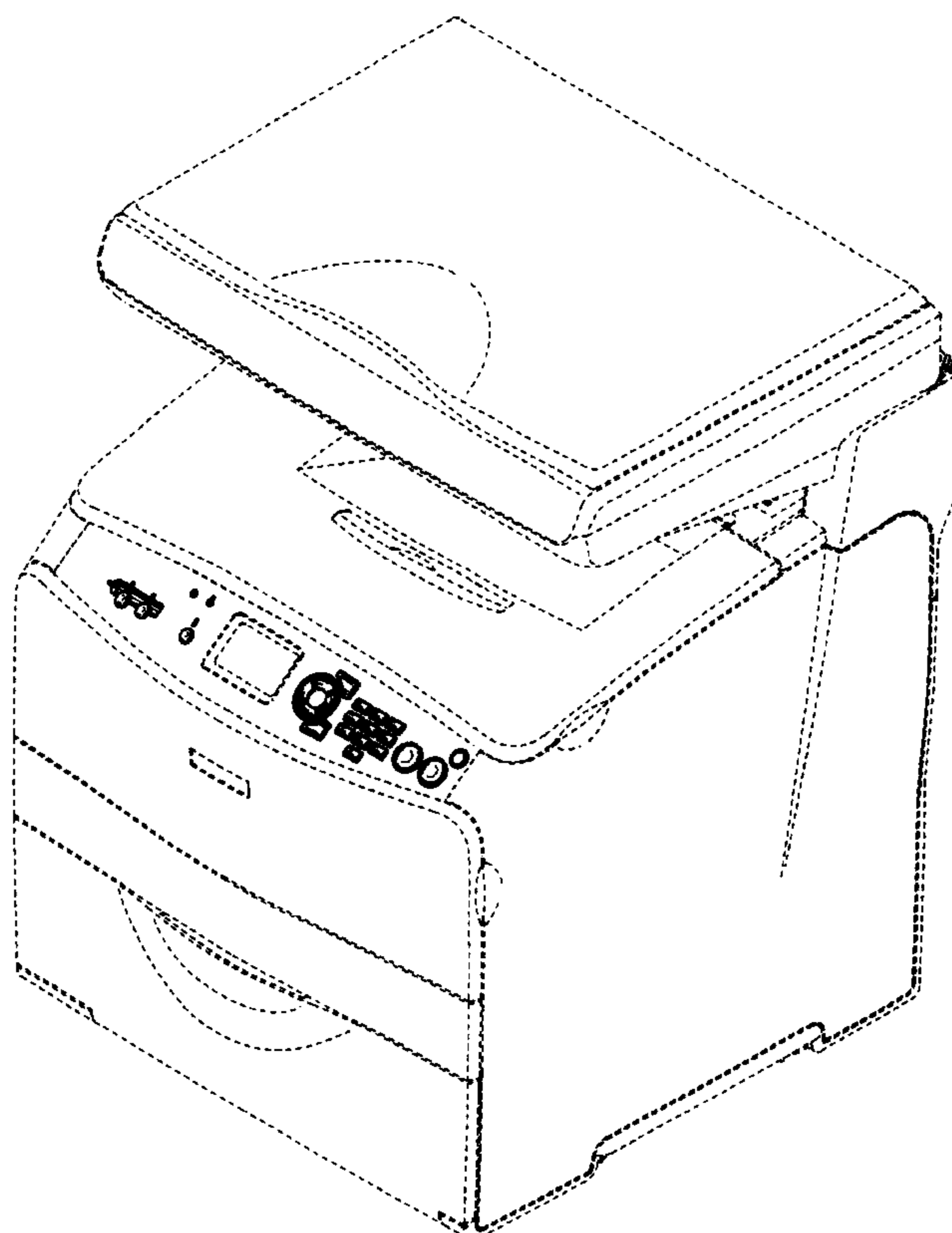


FIG. 1

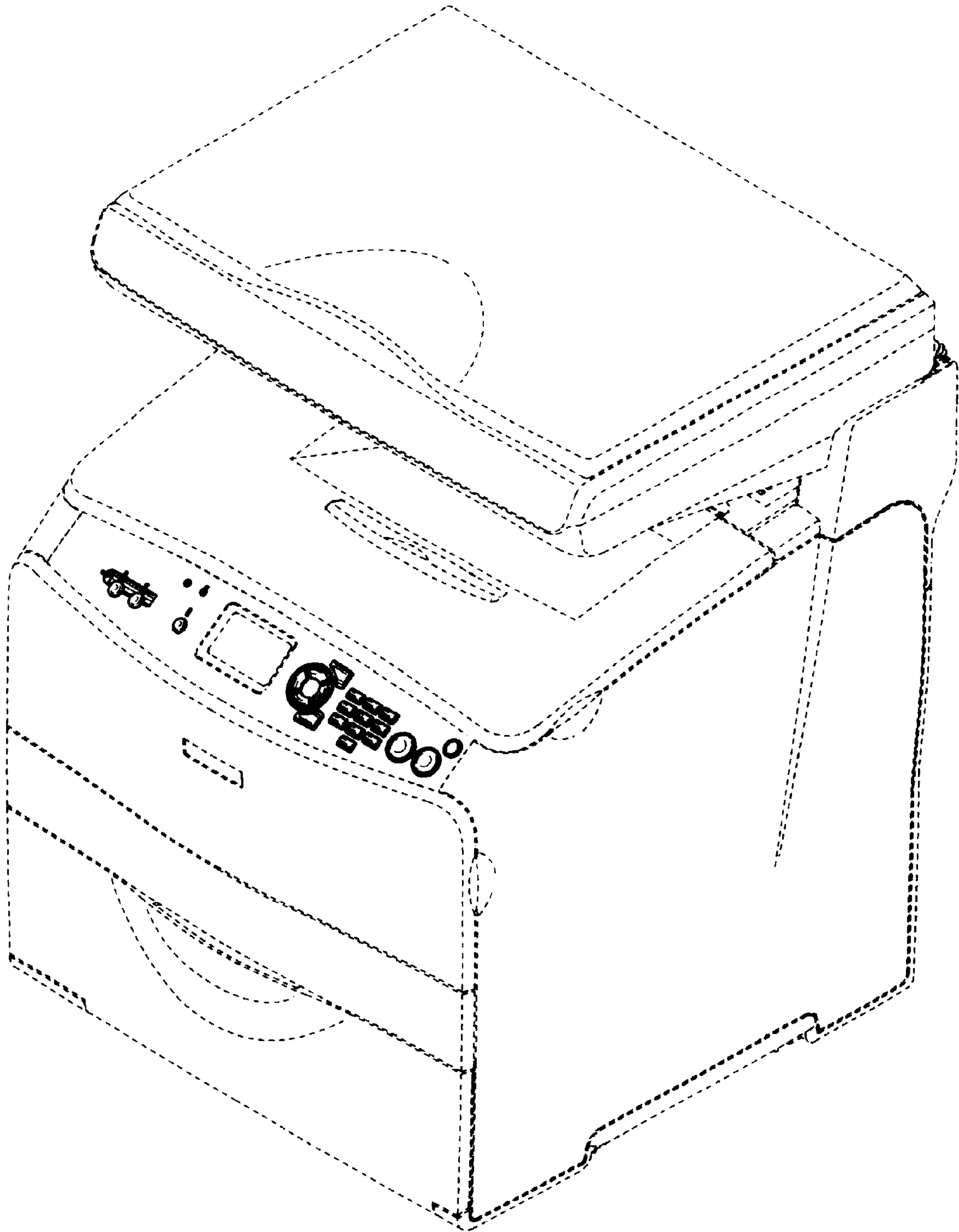


FIG. 2

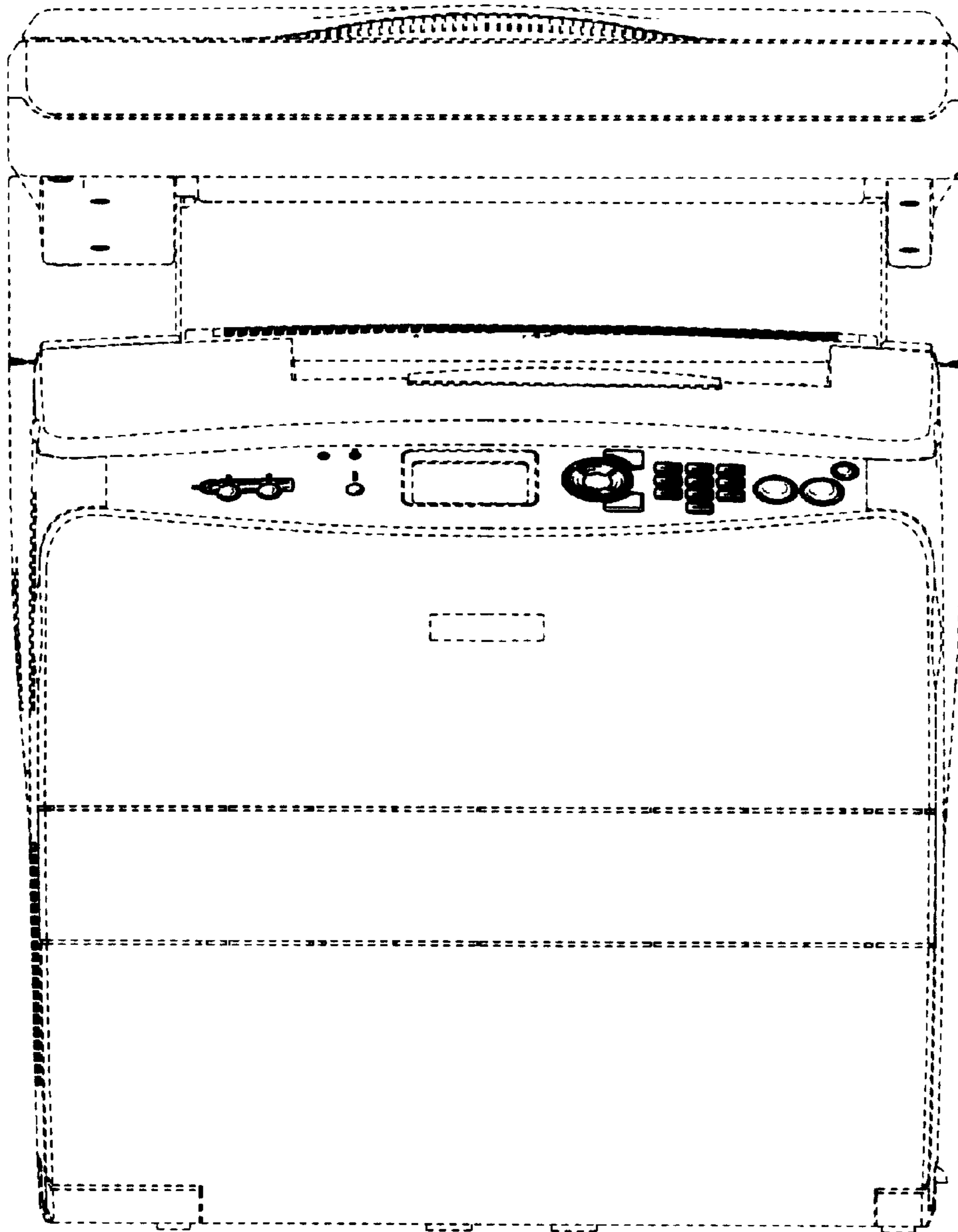


FIG. 3

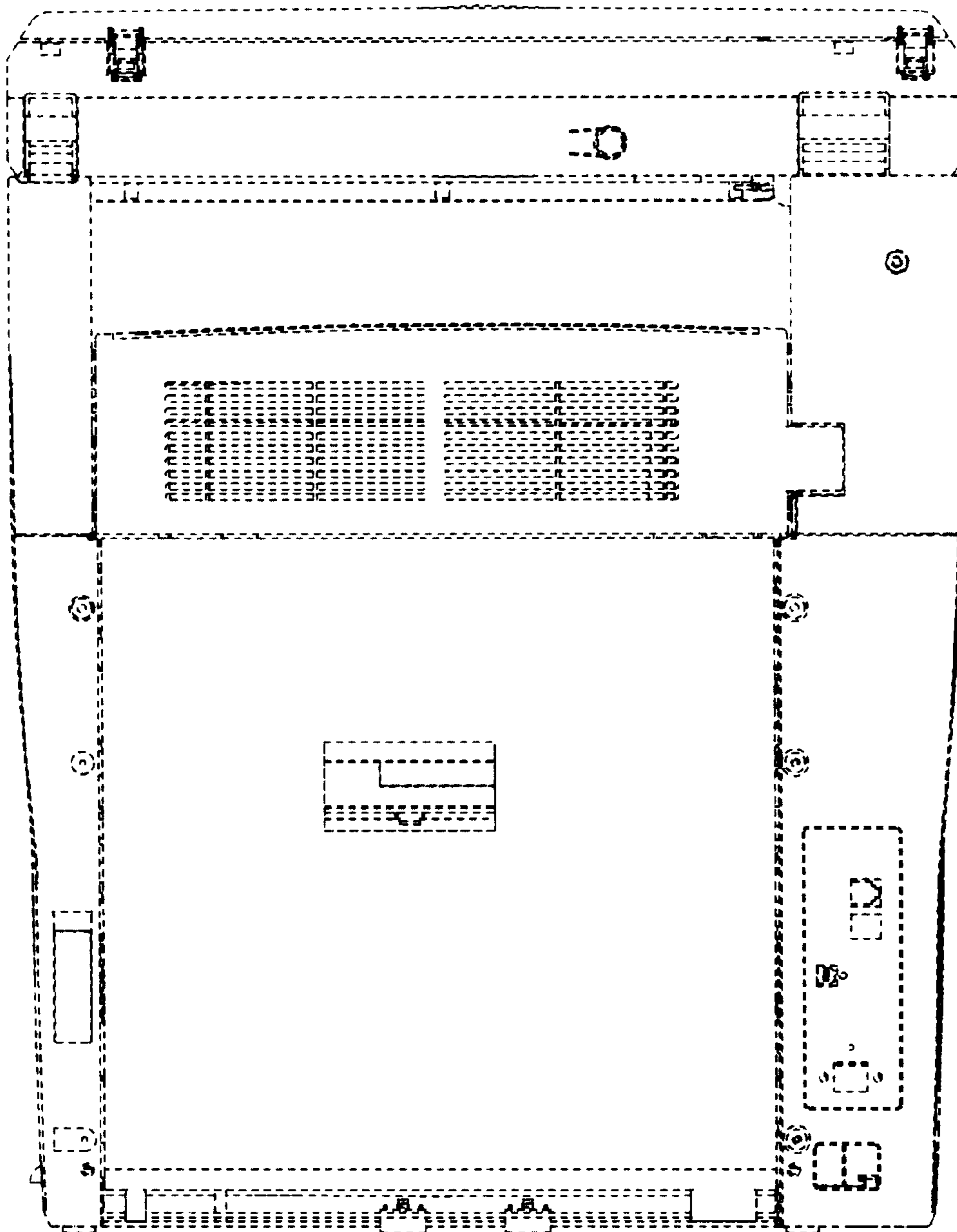


FIG. 4




FIG. 5

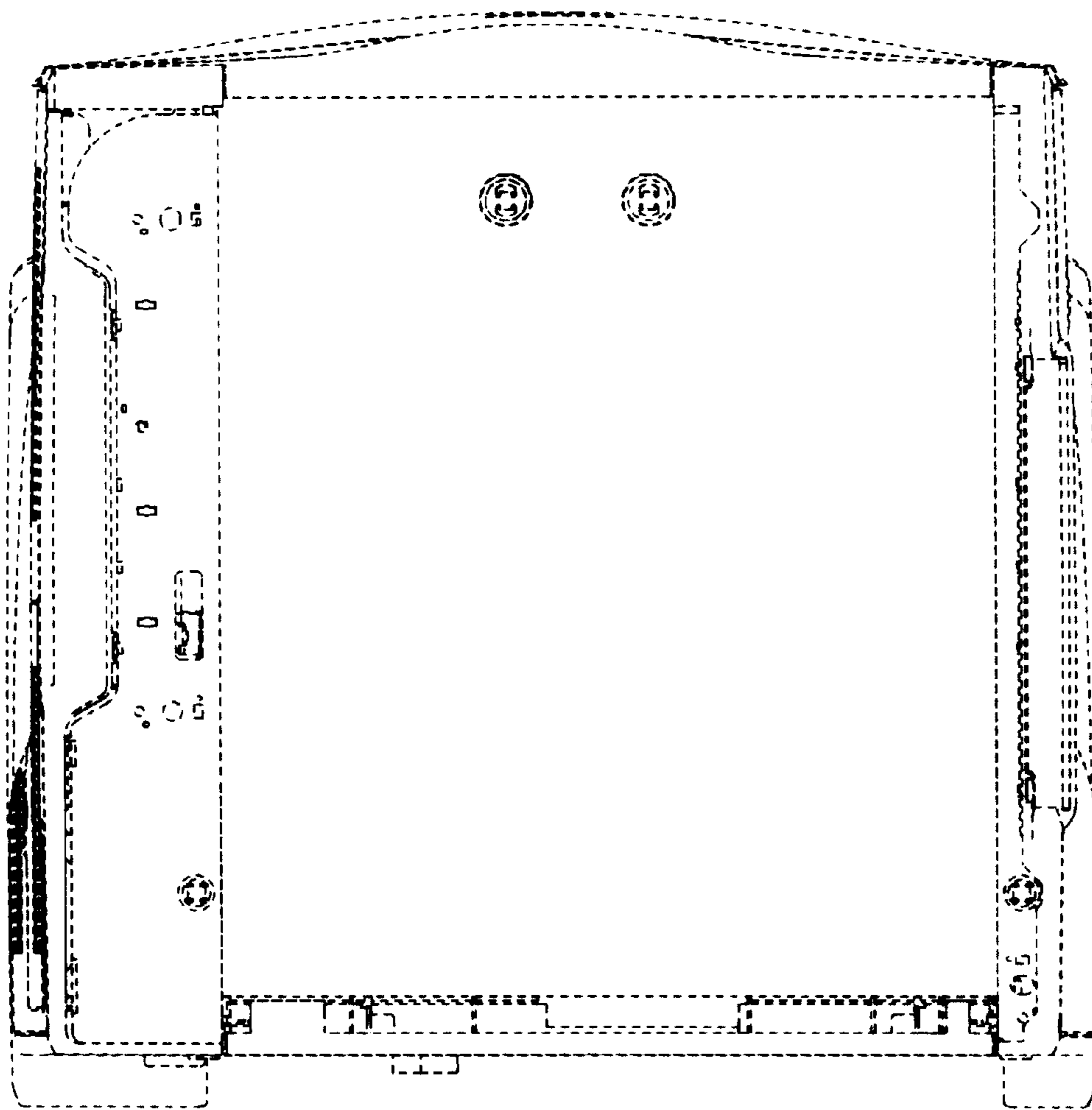


FIG. 6

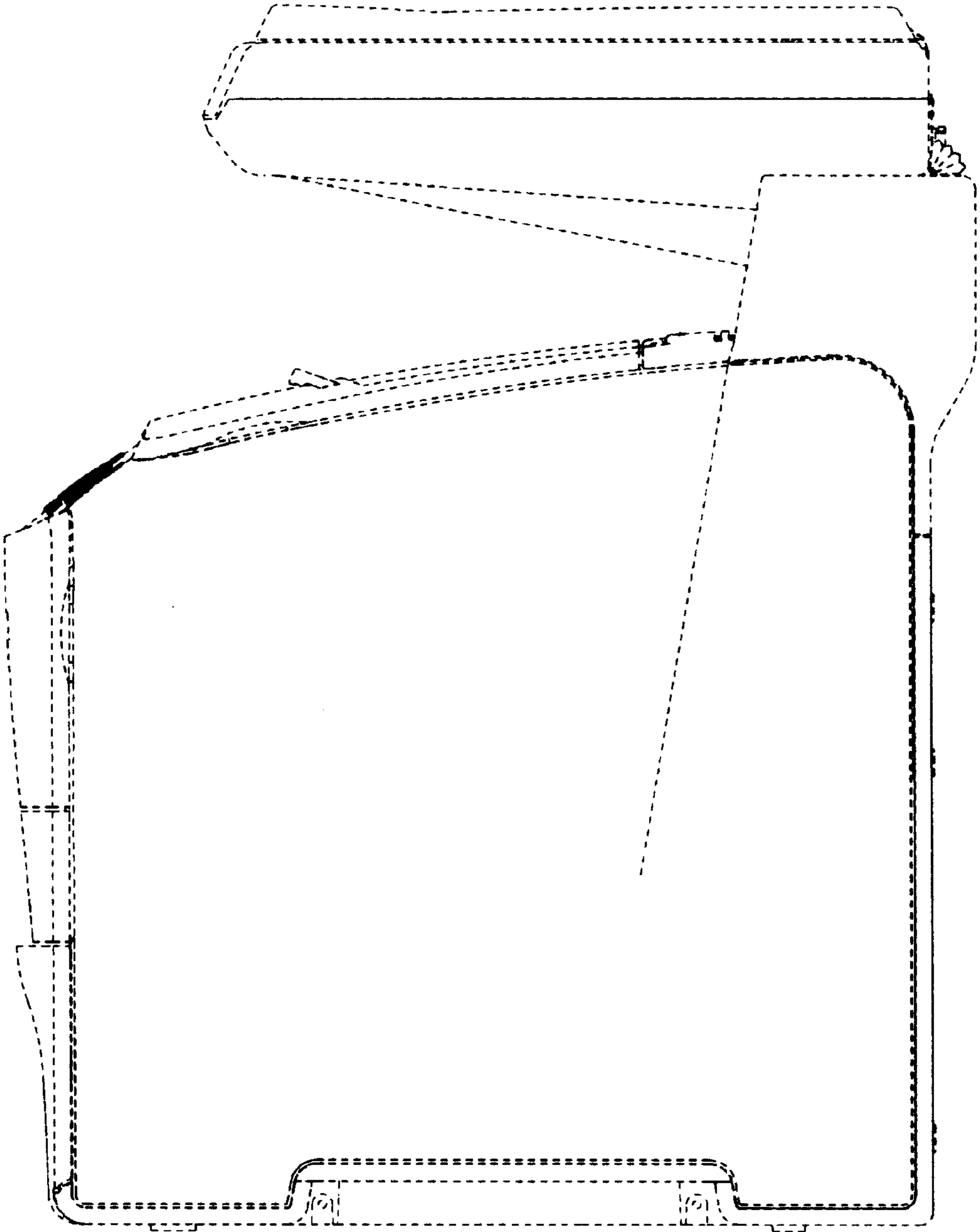


FIG. 7

