



US00D537864S

(12) **United States Design Patent**
Ohta

(10) **Patent No.:** **US D537,864 S**

(45) **Date of Patent:** **** Mar. 6, 2007**

(54) **CASH REGISTER**

(75) Inventor: **Kenji Ohta**, Osaka-fu (JP)

(73) Assignee: **Sharp Kabushiki Kaisha**, Osaka (JP)

(**) Term: **14 Years**

(21) Appl. No.: **29/232,185**

(22) Filed: **Jun. 16, 2005**

(30) **Foreign Application Priority Data**

Dec. 24, 2004 (JP) 2004-039528

(51) **LOC (8) Cl.** **18-01**

(52) **U.S. Cl.** **D18/4.1**

(58) **Field of Classification Search** D18/3.1-3.4,
D18/4.1-4.6, 6-8, 11, 12, 12.1-12.3; D14/336,
D14/341-343, 371, 374-376, 384, 385, 387;
D21/324, 329; D99/28, 33, 43; 235/1 E,
235/2, 6, 7 R, 12, 33, 50 A, 50 B, 50 R,
235/51, 55 R, 379, 380, 386; 705/12, 15-18,
705/43

See application file for complete search history.

(56) **References Cited**

U.S. PATENT DOCUMENTS

D391,601 S * 3/1998 Kanaoka D18/4.1

D397,719 S * 9/1998 Masuda D18/4.1
D466,548 S * 12/2002 Yamashiro D18/4.1
D466,549 S * 12/2002 Mizusugi D18/4.1
D468,341 S * 1/2003 Nishida D18/7
D469,118 S * 1/2003 Yugaya D18/4.1
2002/0026365 A1 * 2/2002 Natanzon 705/16

* cited by examiner

Primary Examiner—Robert M. Spear

Assistant Examiner—Garth Rademaker

(74) *Attorney, Agent, or Firm*—Nixon & Vanderhye, PC


(57) **CLAIM**

The ornamental design for a “cash register,” as shown and described.

DESCRIPTION

FIG. 1 is a top, front and right side perspective view of a cash register according to my design;
FIG. 2 is a front elevational view thereof;
FIG. 3 is a rear elevational view thereof;
FIG. 4 is a top plan view thereof;
FIG. 5 is a bottom plan view thereof;
FIG. 6 is a right side elevational view thereof; and,
FIG. 7 is a left side elevational view thereof.

1 Claim, 4 Drawing Sheets






Fig. 1

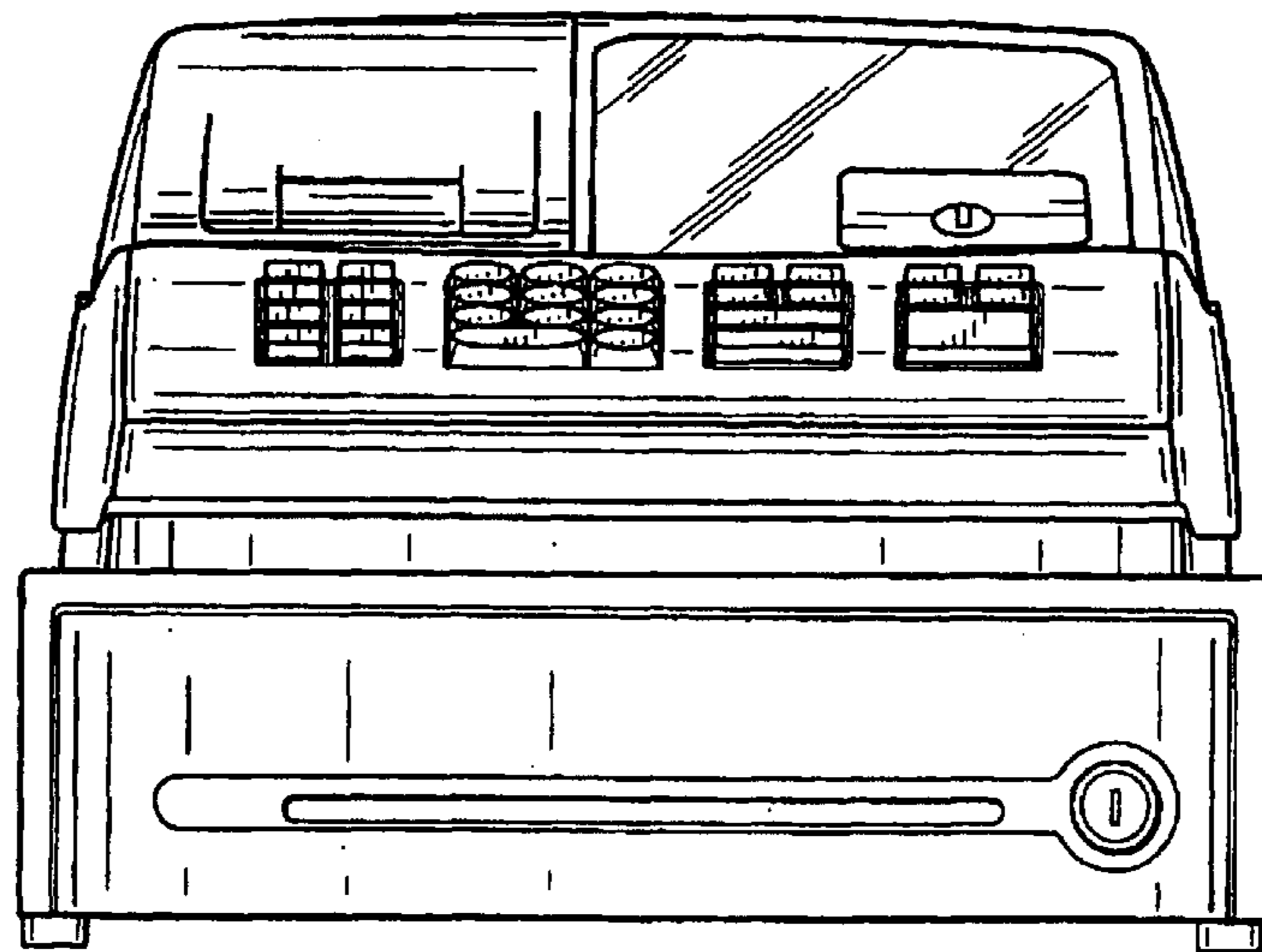


Fig. 2

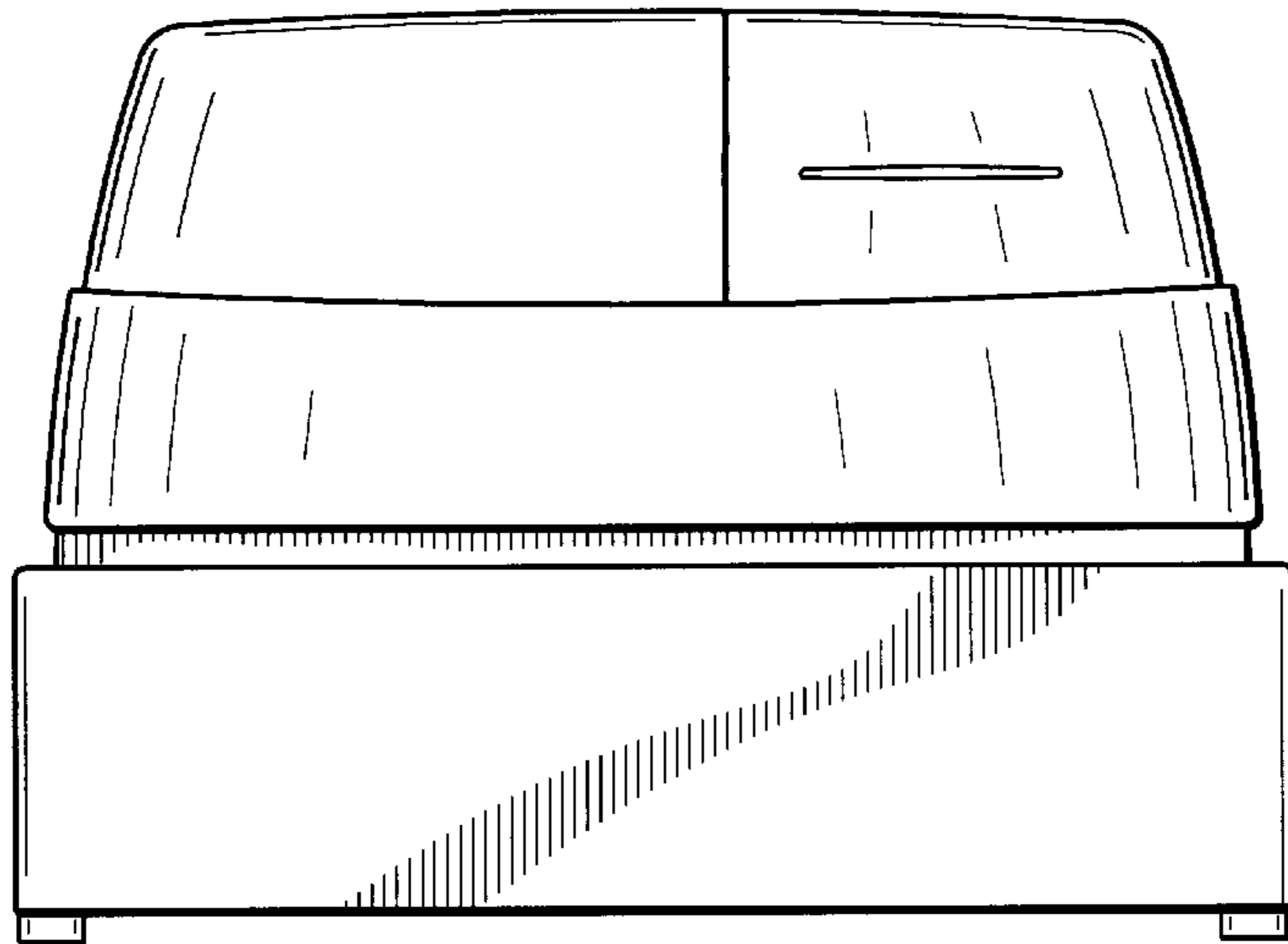


Fig.3




Fig. 4

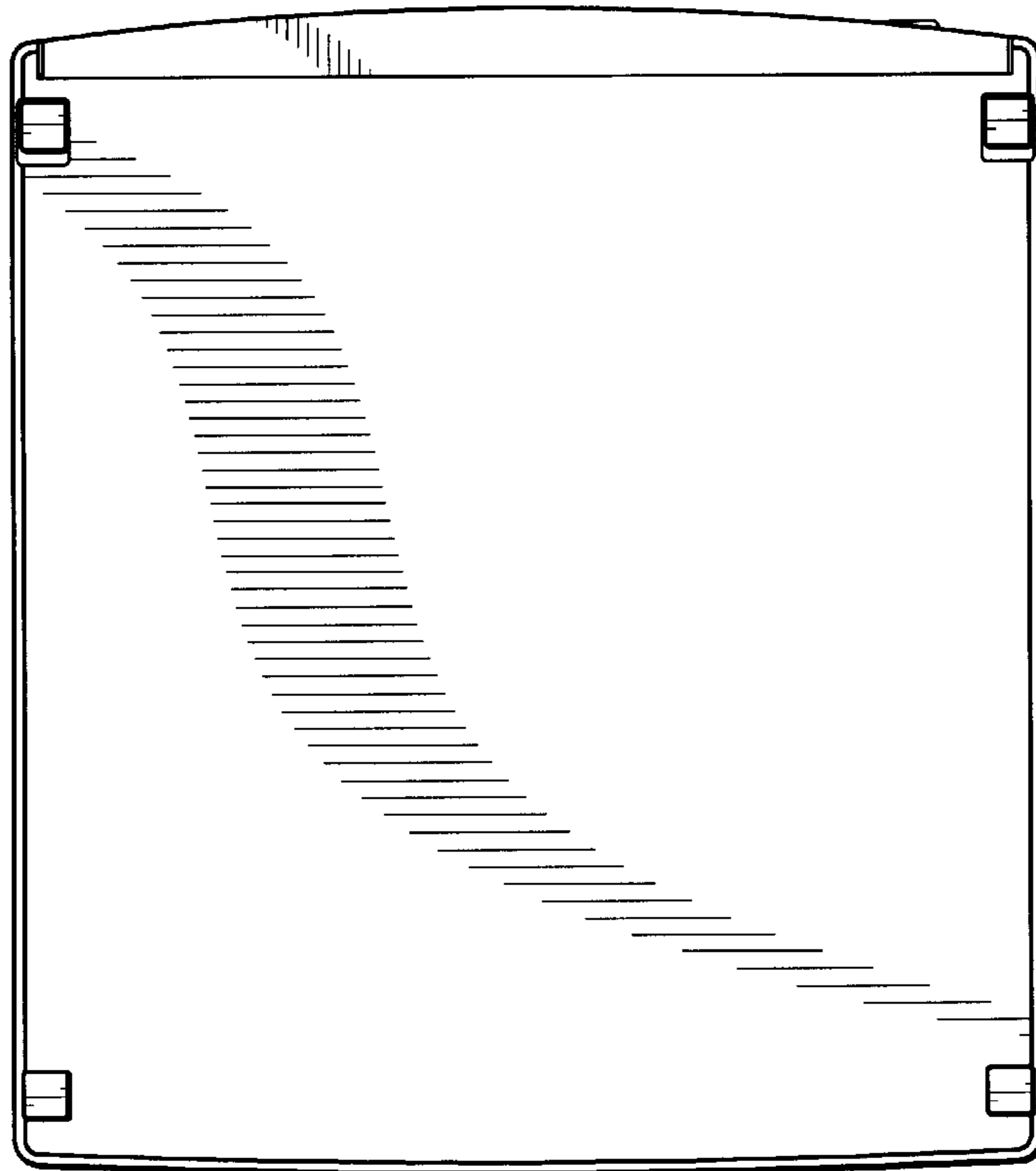


Fig. 5

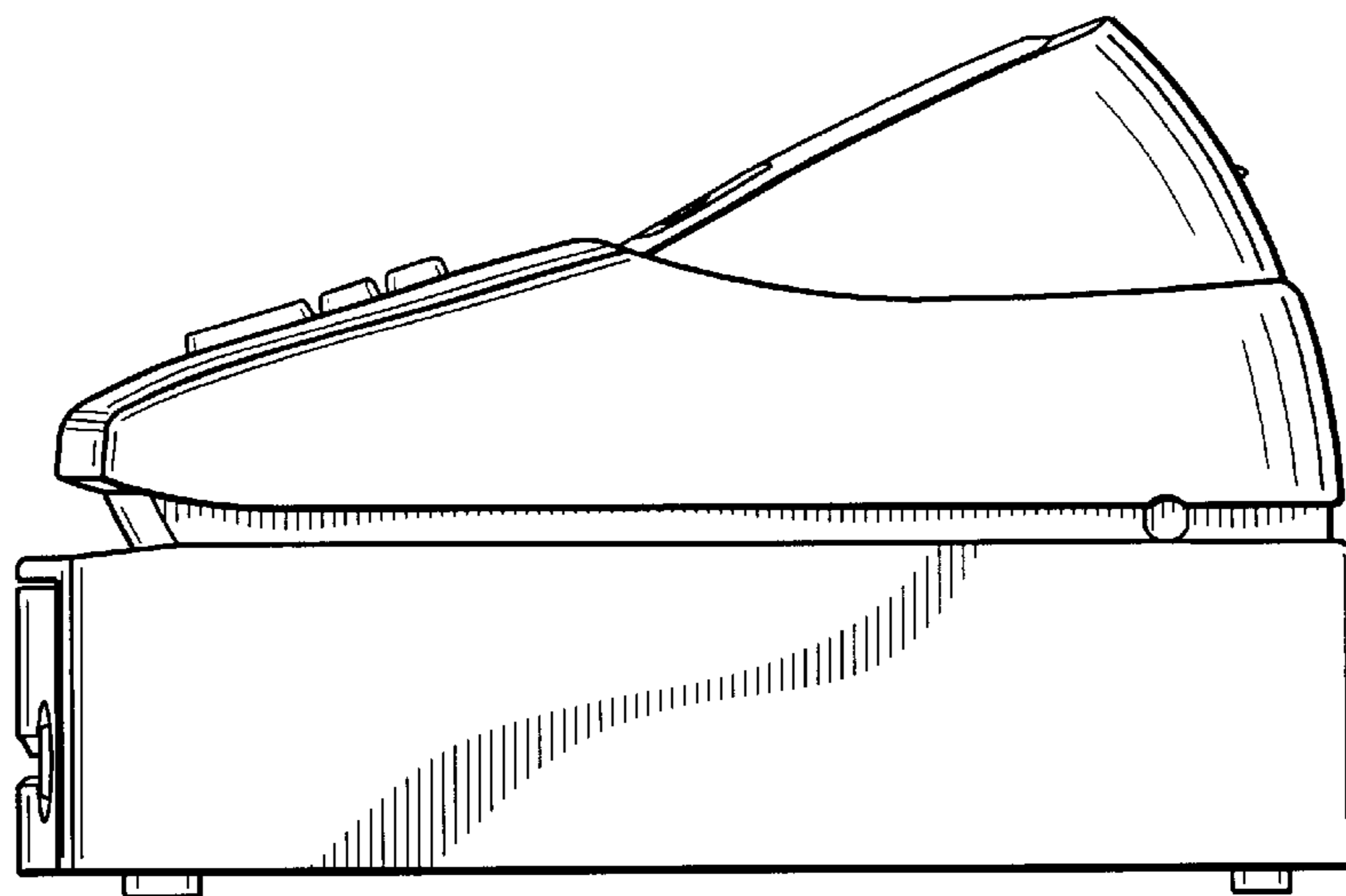


Fig. 6

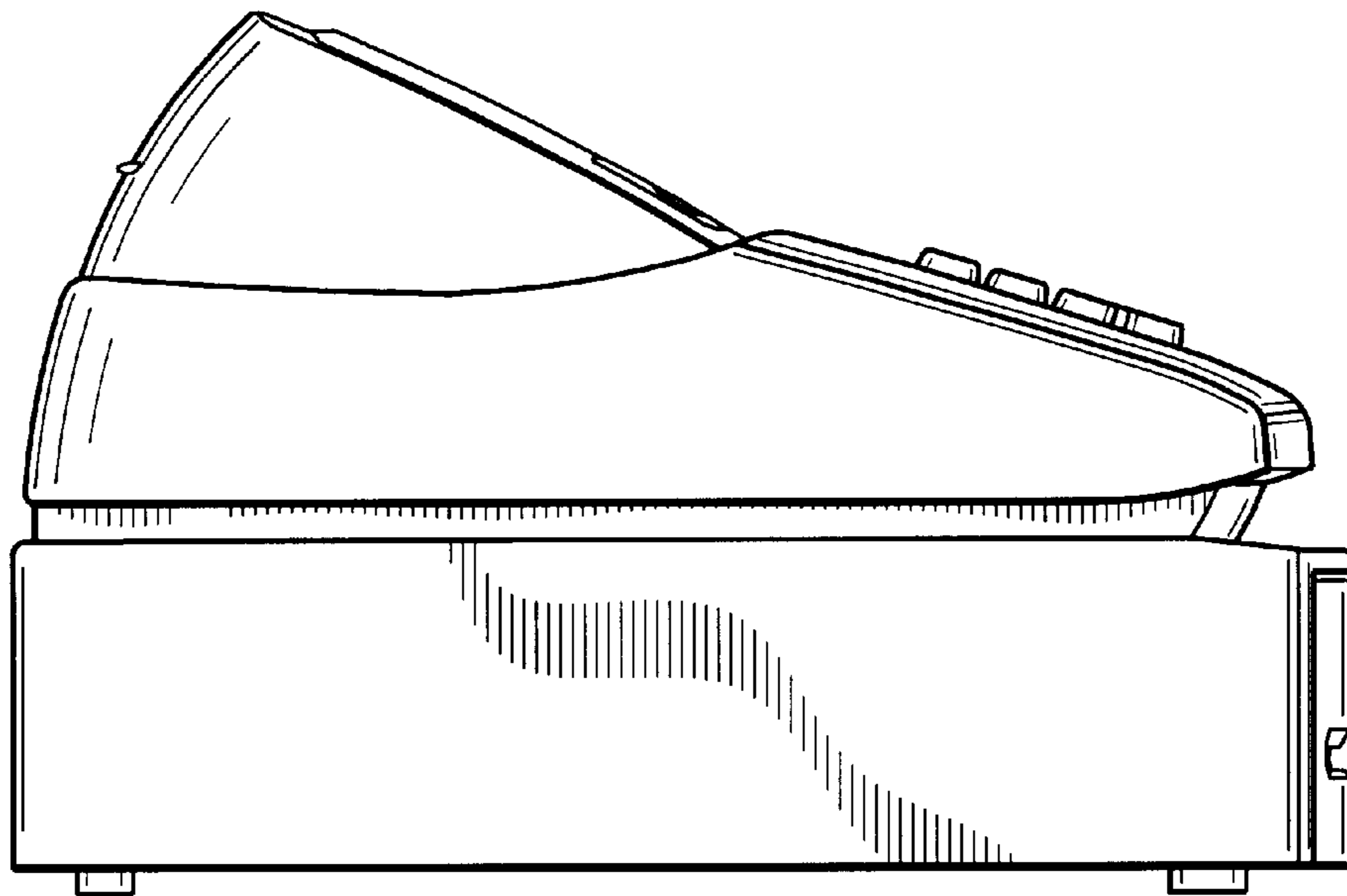


Fig.7