



US00D537860S

(12) **United States Design Patent**
Freeman

(10) **Patent No.:** **US D537,860 S**

(45) **Date of Patent:** **** Mar. 6, 2007**

(54) **EYEWEAR WITH REMOVABLE INSERT**

(75) Inventor: **Dan W. Freeman**, Livermore, CA (US)

(73) Assignee: **Protective Optics, Inc.**, Livermore, CA (US)

(**) Term: **14 Years**

(21) Appl. No.: **29/214,798**

(22) Filed: **Oct. 7, 2004**

(51) **LOC (8) Cl.** **16-06**

(52) **U.S. Cl.** **D16/309; D16/326**

(58) **Field of Classification Search** D16/300,
D16/309, 311, 326; D24/110.2; D29/109-110;
2/426, 435, 436, 437, 448, 449; 351/62, 154,
351/158

See application file for complete search history.

D420,379 S * 2/2000 Conway D16/326
6,023,791 A 2/2000 Chiang
D423,550 S * 4/2000 Matera D16/326
6,050,684 A 4/2000 Mage

(Continued)

OTHER PUBLICATIONS

Wiley-X SG-1 Sunglasses / Goggles and SG-1 Extra Ventilated. Downloaded Jun. 23, 2006 at <http://www.opticsplanet.net/wileyx-sunglasses-sg-1.html>.*

Primary Examiner—Philip S. Hyder

Assistant Examiner—RoseLynne (Ulm) Cody

(74) *Attorney, Agent, or Firm*—Law Offices of James R. Cypher

(57) **CLAIM**

The ornamental design for eyewear with removable insert, as shown and described.

(56) **References Cited**

U.S. PATENT DOCUMENTS

5,093,940 A	3/1992	Nishiyama
5,191,364 A	3/1993	Kopfer
D339,596 S	9/1993	Kopfer
5,300,963 A	4/1994	Tanaka
D350,144 S	8/1994	Vasko
5,339,119 A	8/1994	Gardner
5,410,763 A	5/1995	Bollé
5,428,411 A	6/1995	Kopfer
5,444,876 A	8/1995	Cooper et al.
5,638,145 A	6/1997	Jannard et al.
5,682,621 A	11/1997	Park
D387,792 S	12/1997	Bondet
5,711,035 A	1/1998	Haslbeck
D391,598 S	3/1998	Simioni
D398,326 S	9/1998	Jannard et al.
5,815,235 A	9/1998	Runckel
D402,681 S	12/1998	MacWilliamson
D404,054 S	1/1999	Arnette
D408,841 S	4/1999	Conway
5,898,468 A	4/1999	Mage
D410,484 S	6/1999	Jannard et al.
D410,485 S	6/1999	Jannard et al.
D418,535 S	1/2000	Hartman

DESCRIPTION

FIG. 1 is a front perspective view of the eyewear with removable insert showing my design.

FIG. 2 is rear perspective view thereof.

FIG. 3 is a outside left elevation view of the eyewear with removable insert, the right outside being a mirror image thereof.

FIG. 4 is a front elevation view of the eyewear with removable insert.

FIG. 5 is a rear elevation view of the eyewear with removable insert.

FIG. 6 is a top plan view of the eyewear with removable insert.

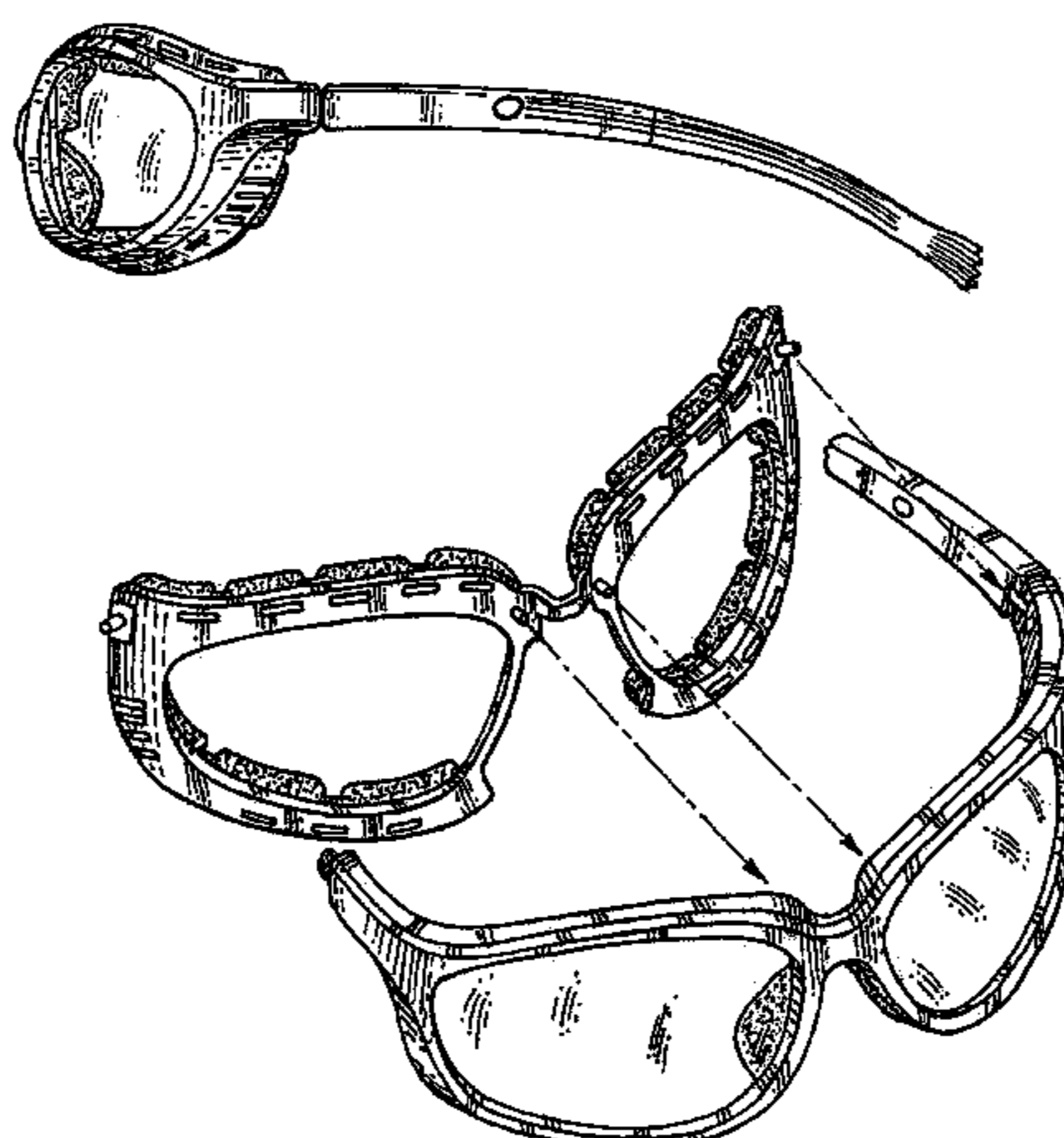
FIG. 7 is a bottom plan view of the eyewear with removable insert.

FIG. 8 is an exploded partial front perspective view of the eyewear with removable insert of FIG. 1.

FIG. 9 is an exploded partial rear perspective view of the eyewear with removable insert of FIG. 2; and,

FIG. 10 is an exploded left elevation view of the eyewear with removable insert of FIG. 3, the right side being a mirror image thereof.

1 Claim, 4 Drawing Sheets



US D537,860 S

Page 2

U.S. PATENT DOCUMENTS							
6,062,688	A	5/2000	Vinas	D481,064	S * 10/2003	Fernandez et al.	D16/326
6,074,059	A	6/2000	Glass et al.	6,641,263	B2	11/2003	Olney
D428,913	S *	8/2000	Kopfer	D484,526	S * 12/2003	Teng	D16/326
D429,754	S	8/2000	Markovitz	6,692,124	B2	2/2004	Katz et al.
D431,587	S	10/2000	Yang	D495,356	S * 8/2004	Freeman	D16/326
6,233,342	B1	5/2001	Fernandez	6,793,336	B2 * 9/2004	Min	351/62
6,282,727	B1	9/2001	Lindahl	6,848,786	B1 * 2/2005	Teng	351/83
D450,744	S	11/2001	Rhoades	D508,069	S * 8/2005	Fuchs	D16/326
D456,441	S	4/2002	Jannard et al.	6,938,277	B2 * 9/2005	Lindahl	2/434
D457,182	S	5/2002	Rask	D518,084	S * 3/2006	Teng	D16/326
D461,834	S	8/2002	Jannard et al.	D518,847	S * 4/2006	Teng	D16/326
D462,376	S	9/2002	Gardner	D519,148	S * 4/2006	Wu	D16/326
D463,478	S	9/2002	Moritz	7,036,927	B2 * 5/2006	Kopfer	351/62
D467,262	S	12/2002	Wang	2002/0029408	A1	3/2002	Lindahl
D473,582	S	4/2003	Gardner	2005/0088613	A1 * 4/2005	Jackson et al.	351/154
6,550,914	B1 *	4/2003	Kopfer	2006/0126008	A1 * 6/2006	Olney	351/62

* cited by examiner

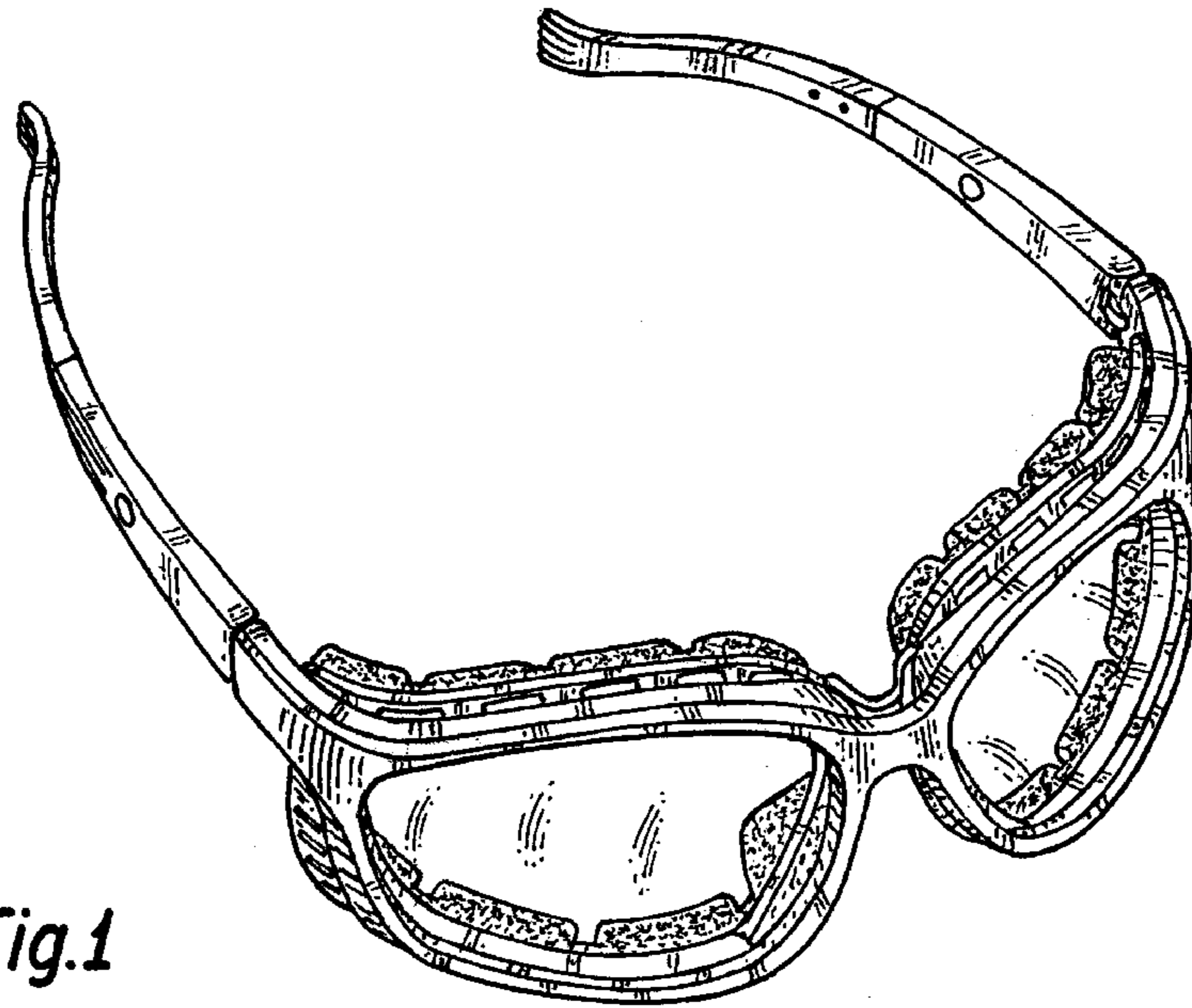


Fig.1

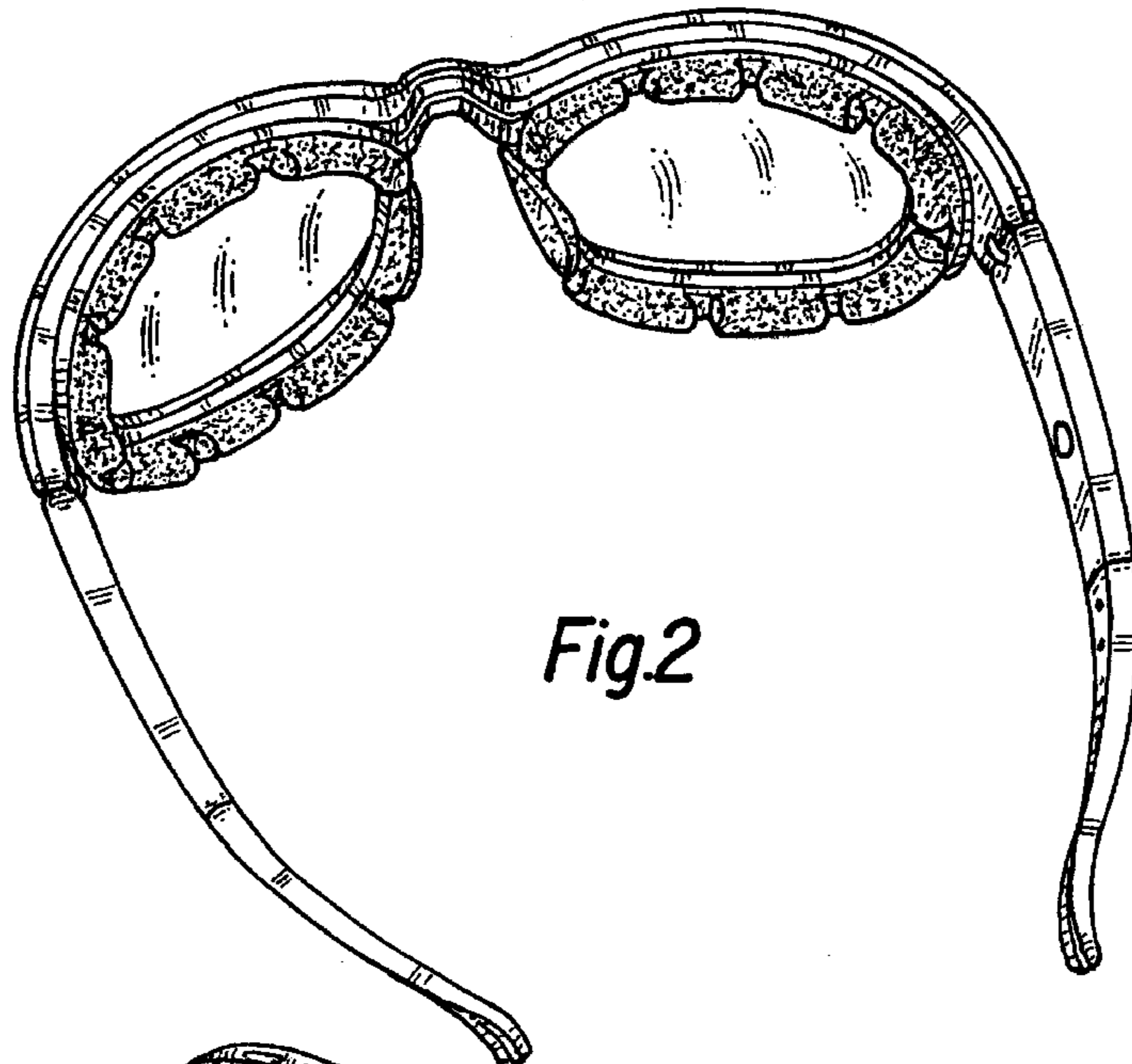


Fig.2

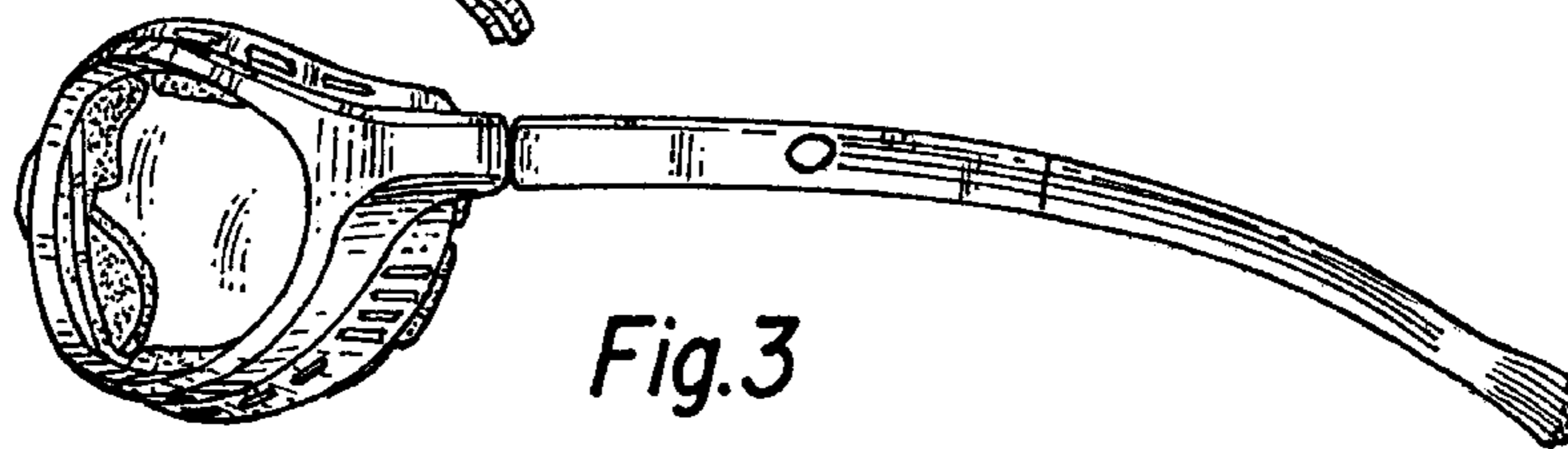


Fig.3

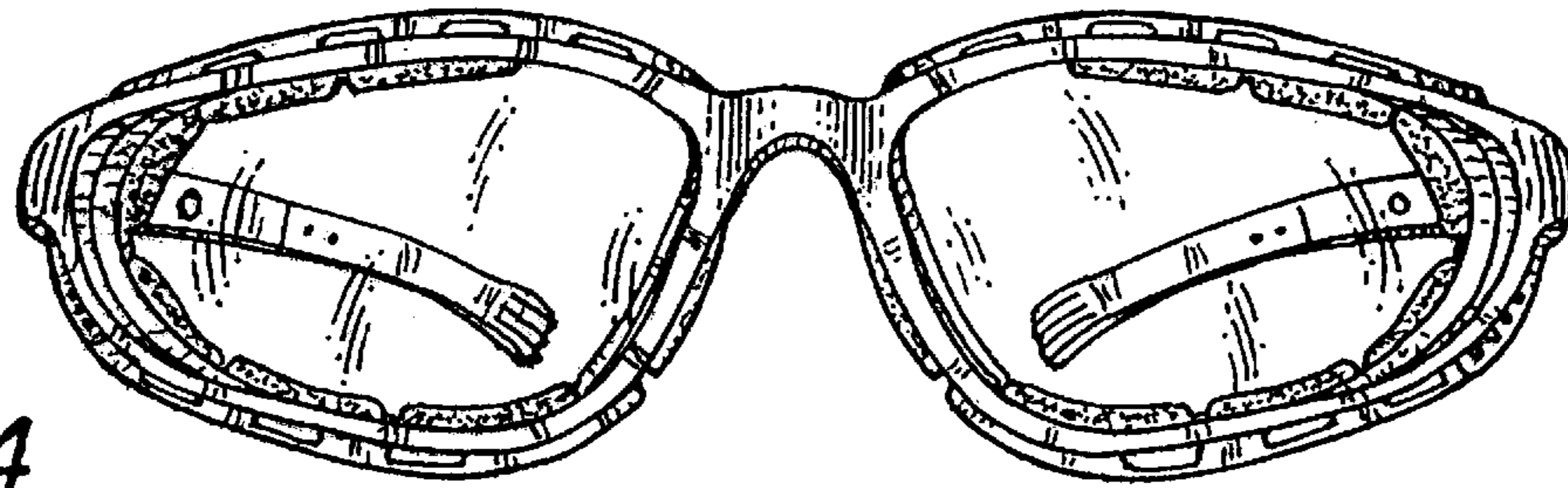


Fig. 4

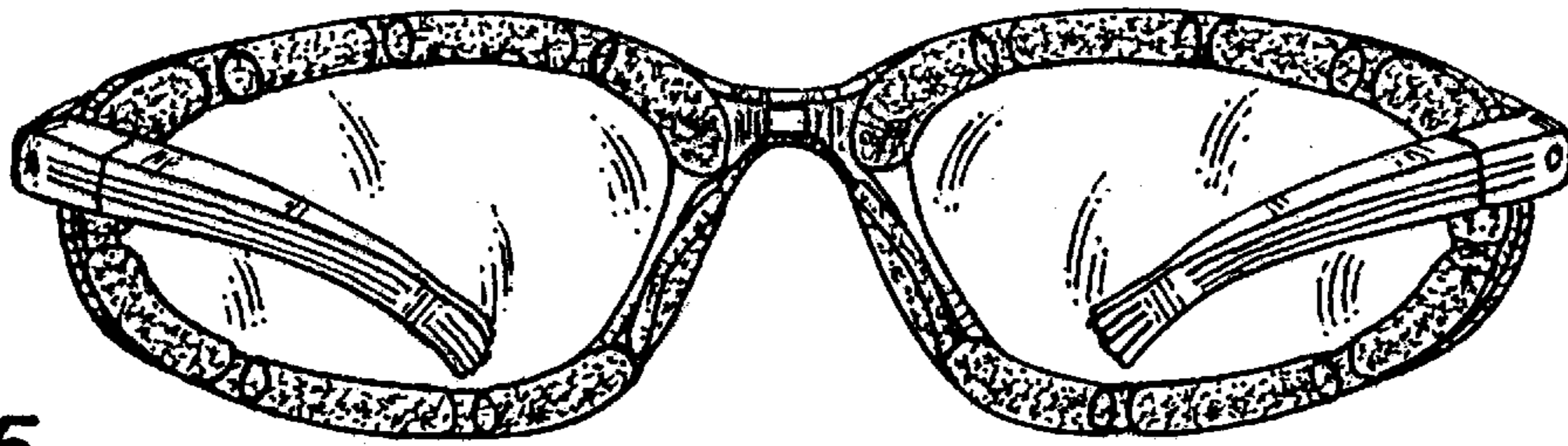


Fig. 5

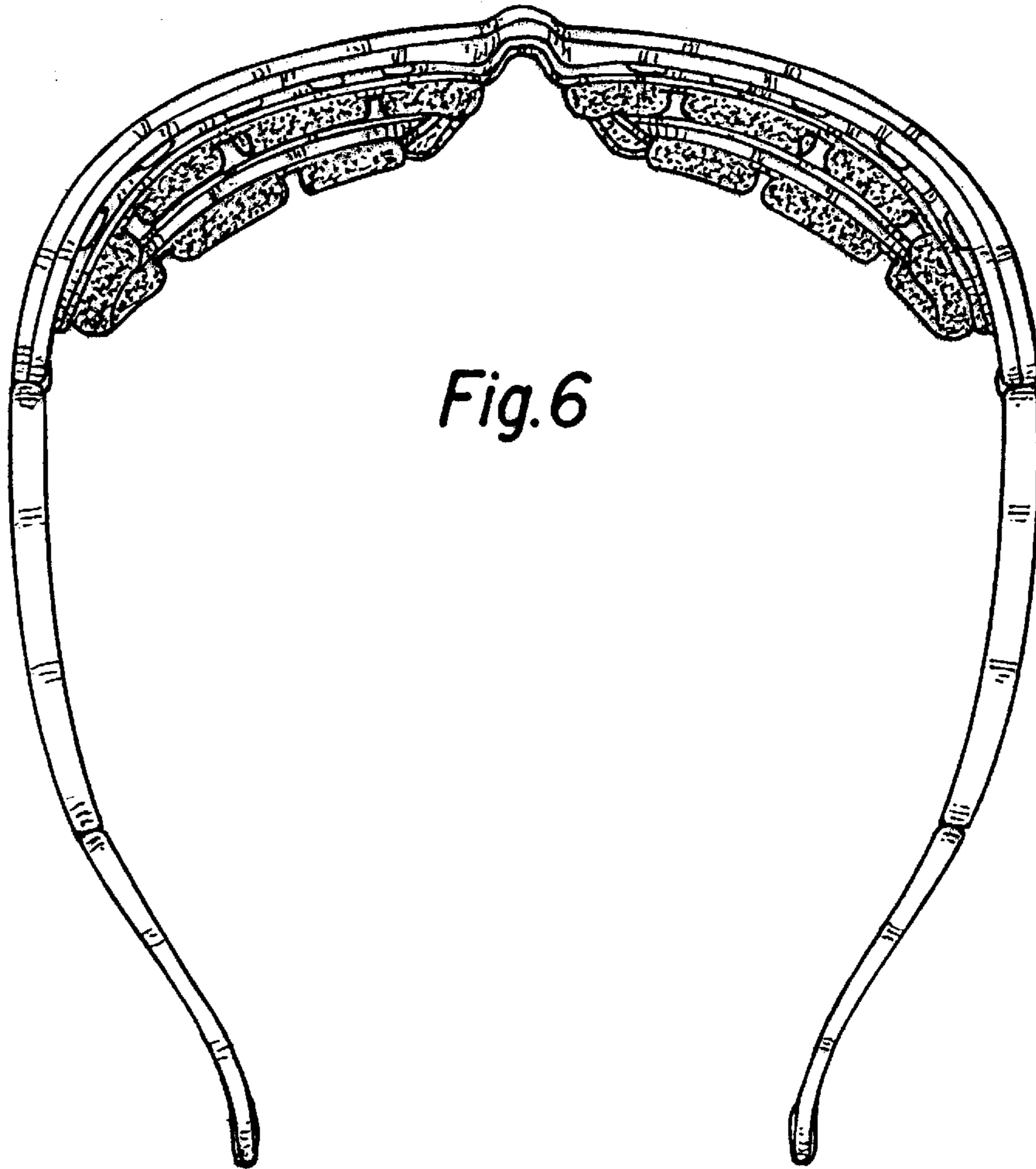


Fig. 6

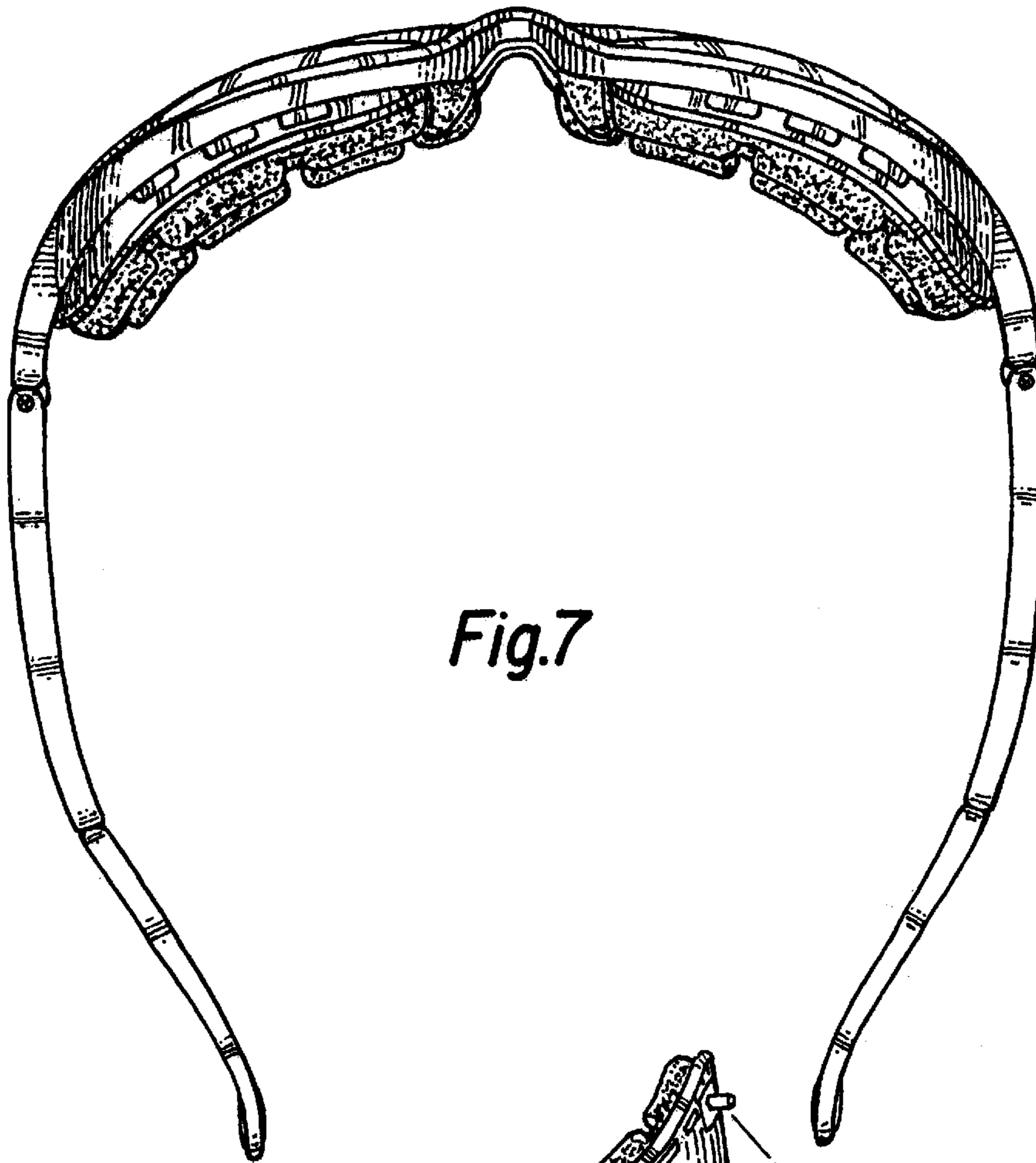


Fig.7

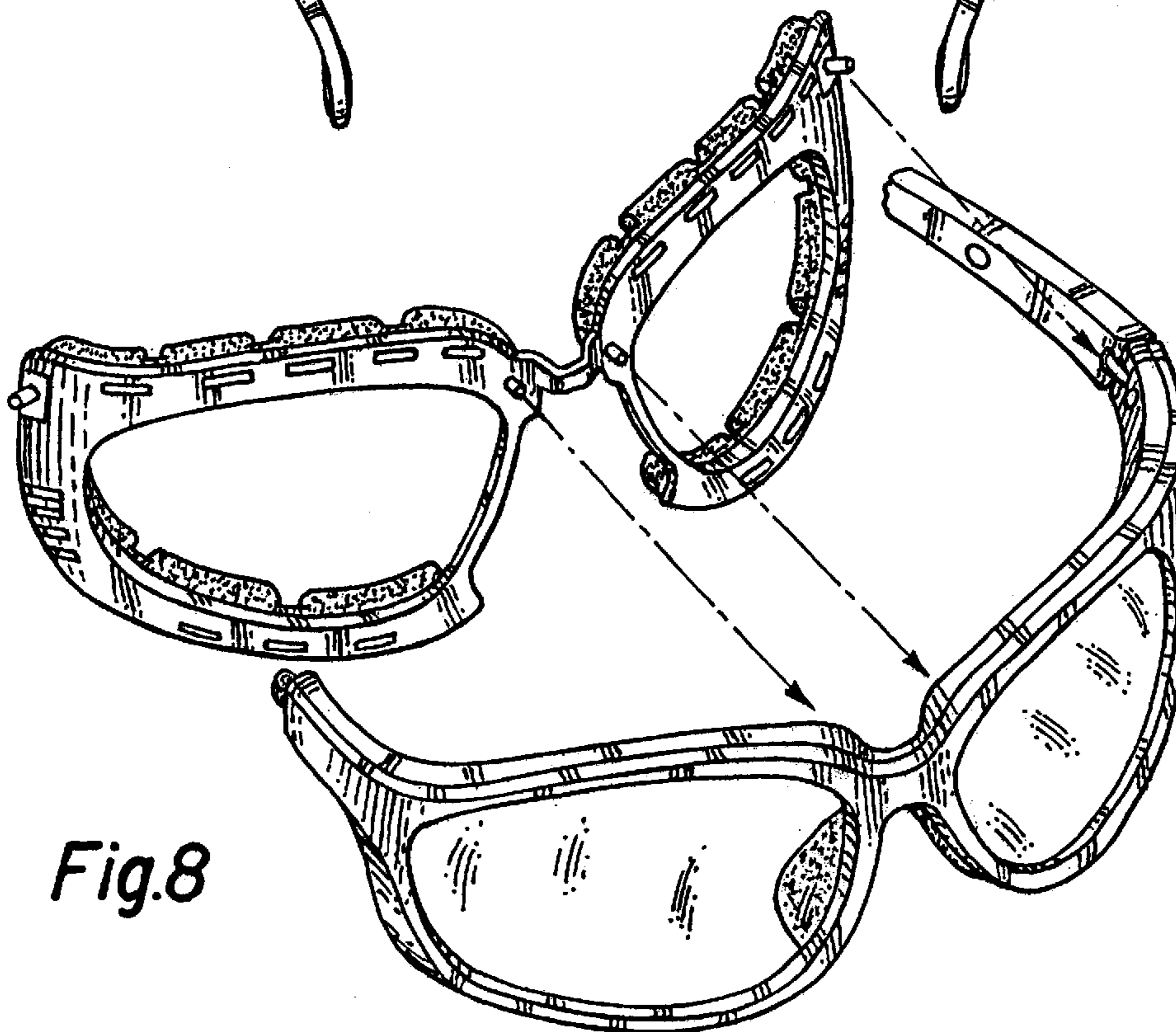


Fig.8

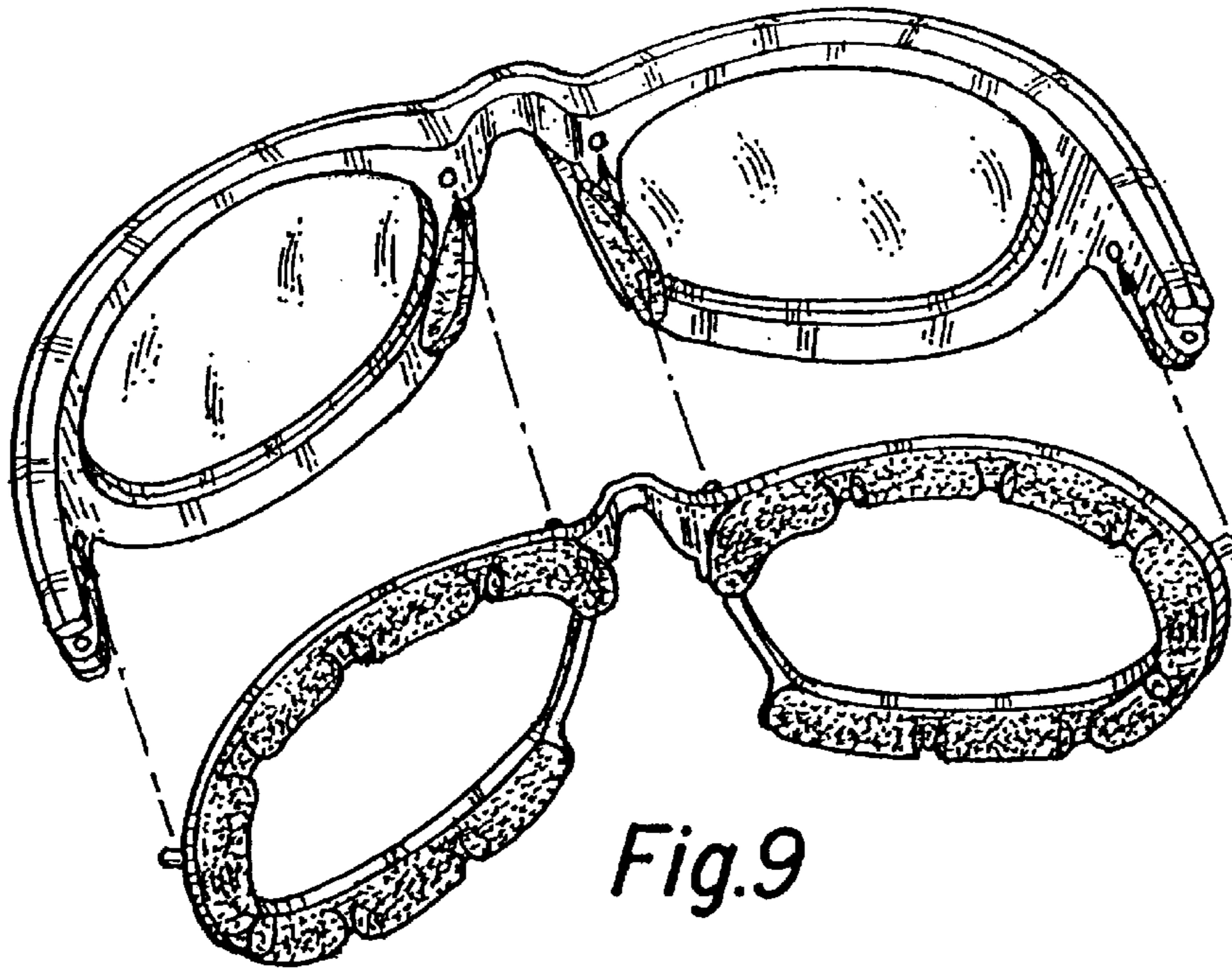


Fig.9

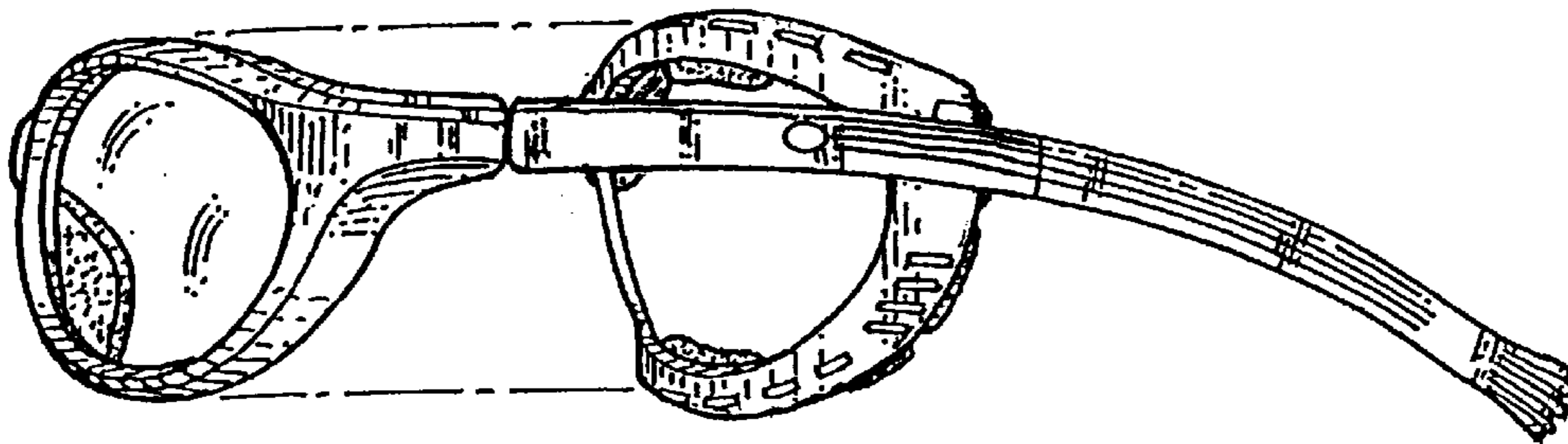


Fig.10