



US00D537848S

(12) **United States Design Patent**
Debontridder

(10) **Patent No.:** **US D537,848 S**

(45) **Date of Patent:** **** Mar. 6, 2007**

(54) **REFRIGERATION APPARATUS**
(75) Inventor: **Lutgard Debontridder**, Roeselare (BE)
(73) Assignee: **North Atlantic Patent & Investment Holding S.A.**, Luxembourg (LU)

(**) Term: **14 Years**

(21) Appl. No.: **29/241,485**

(22) Filed: **Oct. 27, 2005**

(51) **LOC (8) Cl.** **15-07**

(52) **U.S. Cl.** **D15/83**

(58) **Field of Classification Search** D15/79-87;
D6/471, 472; 62/125, 126; 312/3.6, 116,
312/138.1, 236, 401, 402, 404, 405, 405.1,
312/406

See application file for complete search history.

(56) **References Cited**

U.S. PATENT DOCUMENTS

3,729,243 A * 4/1973 Musgrave et al. 312/116
D449,845 S * 10/2001 Reese et al. D15/83
D477,617 S * 7/2003 Resch D15/83
D483,045 S * 12/2003 Resch D15/83
D491,581 S * 6/2004 Jang et al. D15/83

D501,489 S * 2/2005 Seo et al. D15/83
D501,663 S * 2/2005 Yu et al. D15/83
D516,099 S * 2/2006 Maruyama D15/83
D516,591 S * 3/2006 Vanhoof D15/81

* cited by examiner

Primary Examiner—Mitchell Siegel

Assistant Examiner—Shanda C. Hill

(74) *Attorney, Agent, or Firm*—Kirschstein, et al.

(57) **CLAIM**

The ornamental design for a refrigeration apparatus, as shown and described.

DESCRIPTION

FIG. 1 is a perspective view of a refrigeration apparatus according to my new design;

FIG. 2 is a top plan view thereof;

FIG. 3 is a front elevational view thereof;

FIG. 4 is a left side elevational view thereof;

FIG. 5 is a rear elevational view thereof; and,

FIG. 6 is a bottom plan view thereof.

FIGS. 2 through 6 are shown on an enlarged scale.

The broken lines shown in the drawing disclosure are for illustrative purposes only and form no part of the claimed design.

1 Claim, 3 Drawing Sheets




FIG. 1


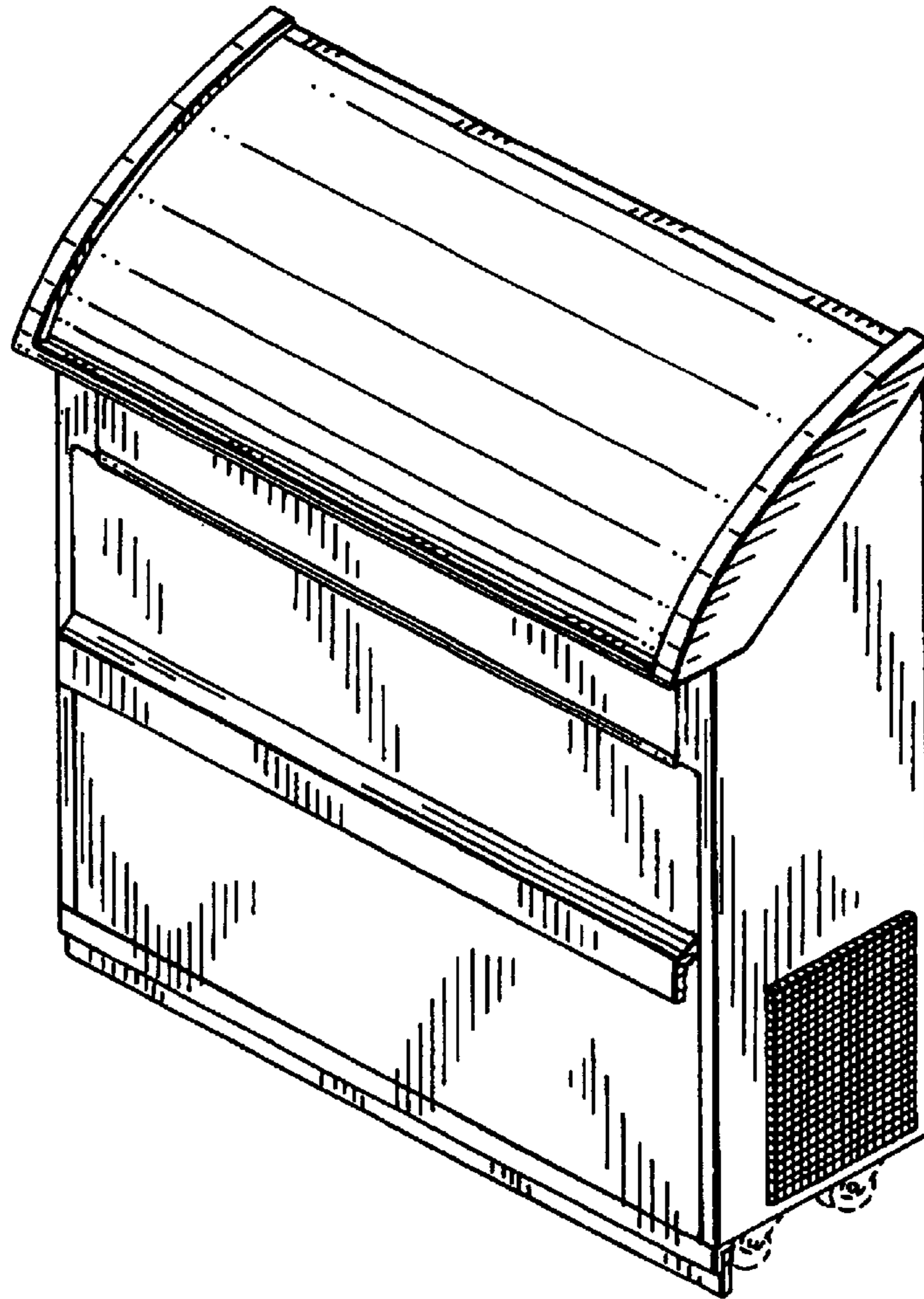


FIG. 2

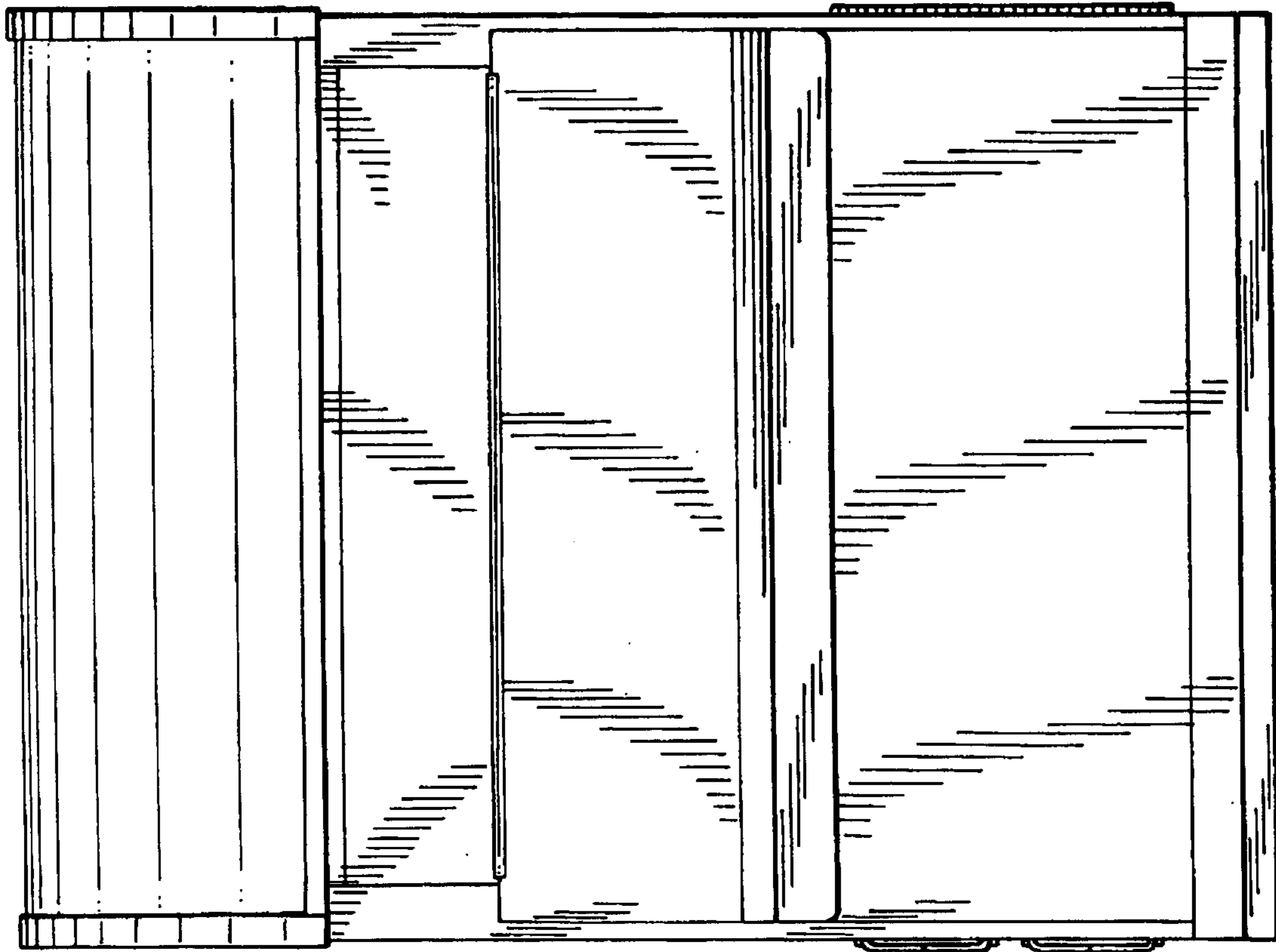
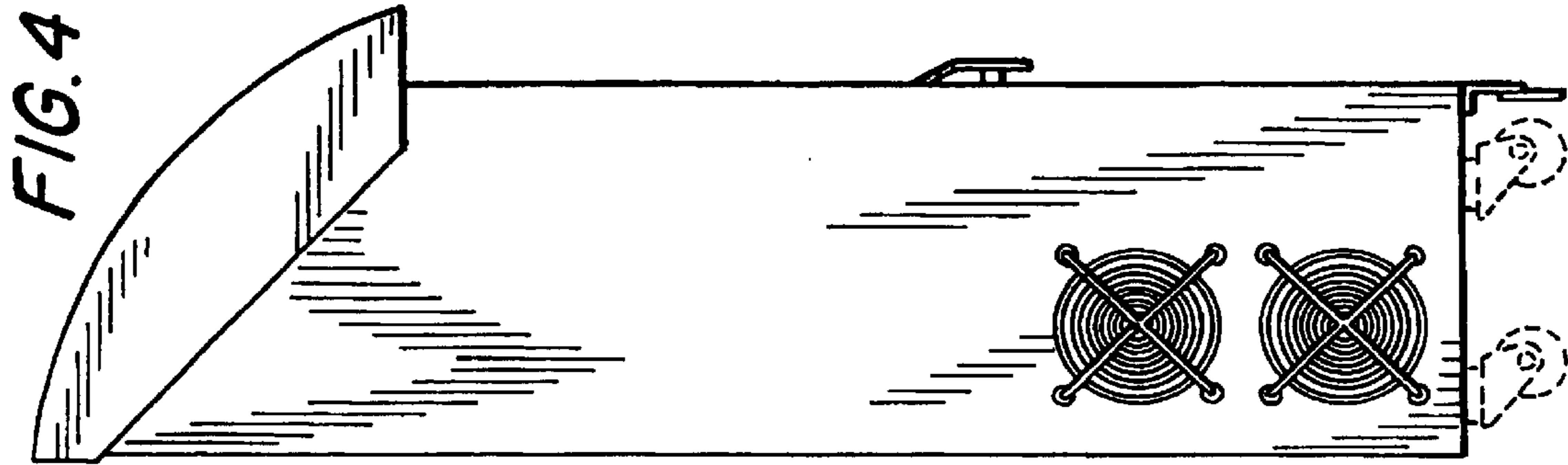


FIG. 3

FIG. 5

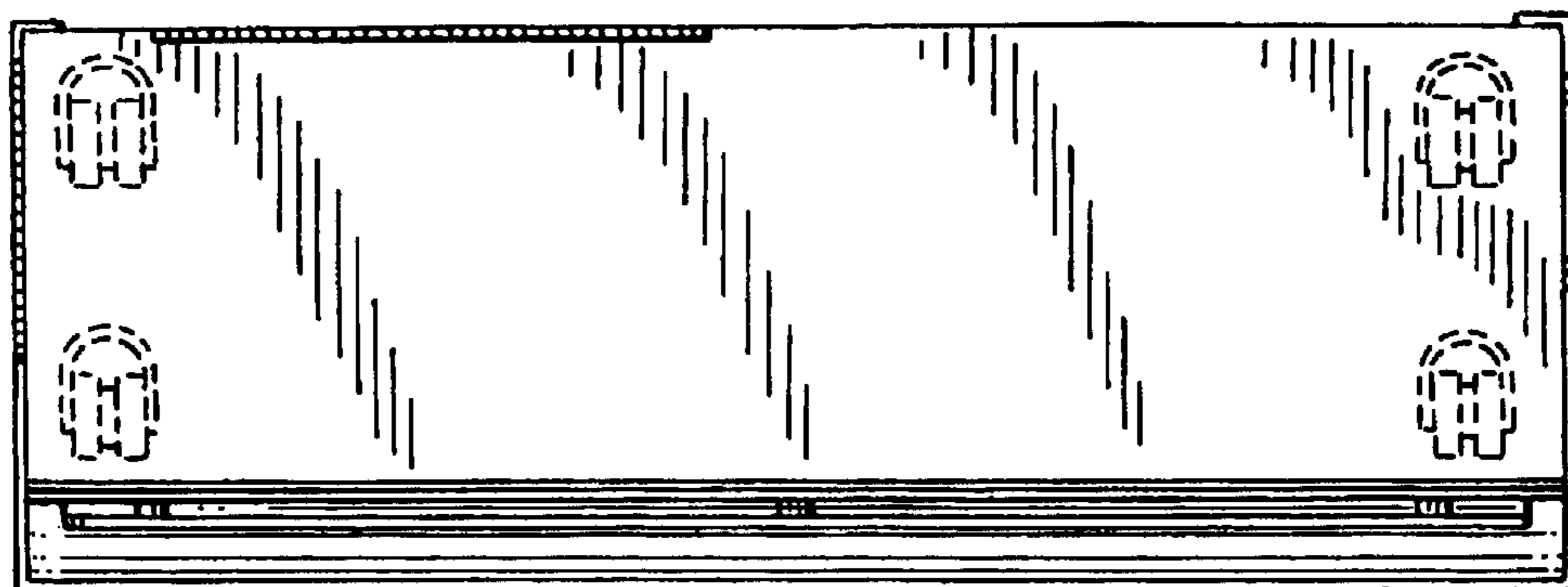
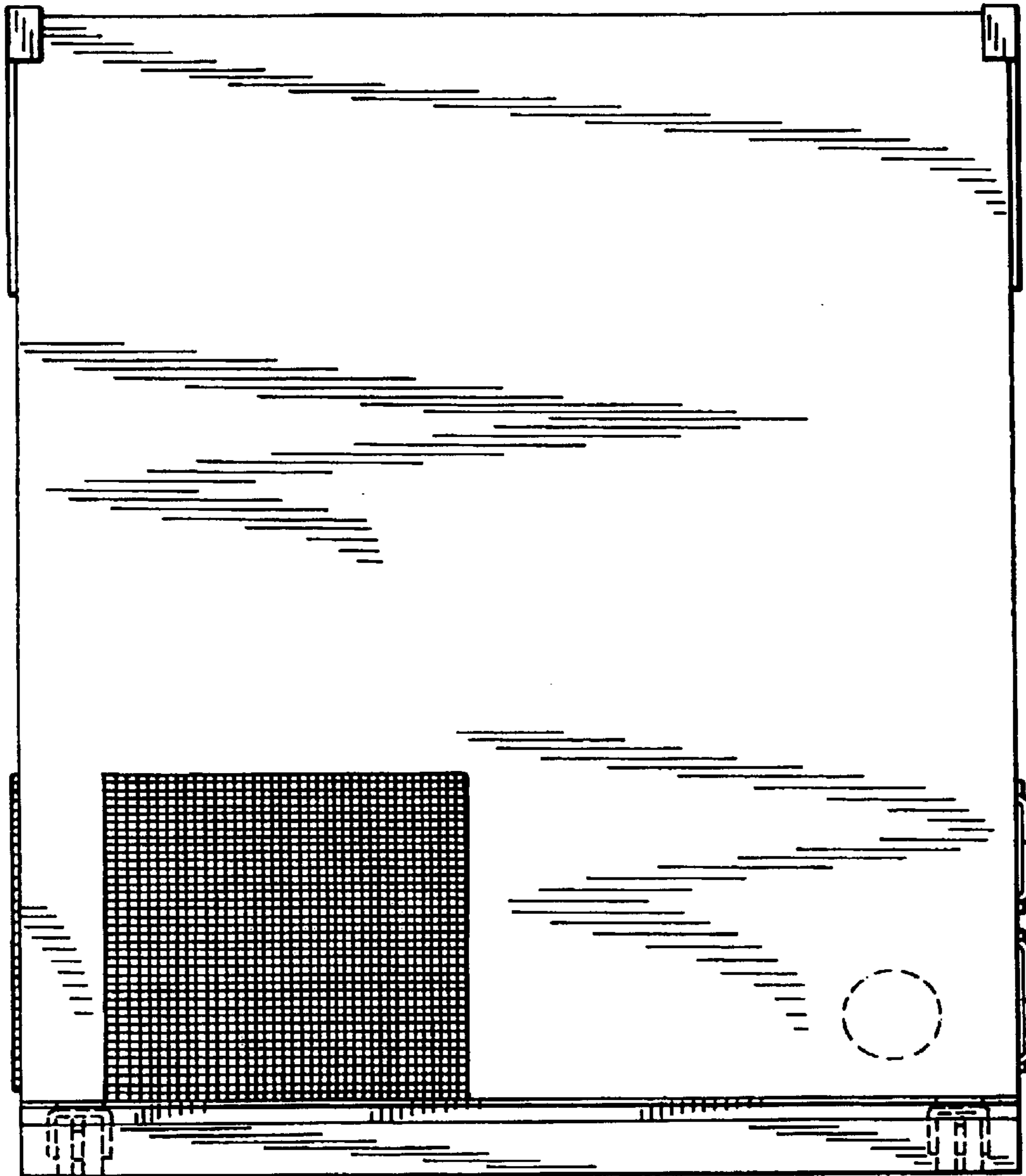


FIG. 6