



US00D537830S

(12) **United States Design Patent**
Grabes et al.

(10) **Patent No.:** **US D537,830 S**
(45) **Date of Patent:** **** Mar. 6, 2007**

(54) **KEY CONFIGURATION FOR AN INPUT DEVICE**

(75) Inventors: **Oliver Felix Grabes**, Seattle, WA (US);
Daniel G. O'Neil, Seattle, WA (US);
Steven W. Fisher, Kirkland, WA (US);
Ferdinand Johannes van Engelen,
Bothell, WA (US)

(73) Assignee: **Microsoft Corporation**, Redmond, WA (US)

(**) Term: **14 Years**

(21) Appl. No.: **29/236,732**

(22) Filed: **Aug. 22, 2005**

(51) **LOC (8) Cl.** **14-02**

(52) **U.S. Cl.** **D14/456**

(58) **Field of Classification Search** D14/137-8,
D14/217-8, 247, 320, 333, 338, 341, 346,
D14/383, 387, 390-2, 395-6, 426, 398-9,
D14/432, 454-6; D13/171, 174; D18/1, 7,
D18/12.2; 178/17 A, 17 C; 200/5 A; 341/22;
345/160, 168-9; 379/368, 433.07; 400/472,
400/485-490, 493; 382/187; 433/70; 455/553.1,
455/575.1; 710/67

See application file for complete search history.

(56) **References Cited**

U.S. PATENT DOCUMENTS

D450,056 S * 11/2001 Ledbetter et al. D14/460

D468,320 S * 1/2003 Jones et al. D14/455
D475,051 S * 5/2003 Sexton D14/398
D496,664 S * 9/2004 Jones et al. D14/396
D497,913 S * 11/2004 Jones et al. D14/396
D510,578 S 10/2005 Ohta
D525,980 S * 8/2006 Wang et al. D14/456

OTHER PUBLICATIONS

Wireless Optical Keyboard (2 pictures).

* cited by examiner

Primary Examiner—Alan P. Douglas

Assistant Examiner—Angela J. Lee

(74) *Attorney, Agent, or Firm*—Banner & Witcoff, Ltd.

(57) **CLAIM**

The ornamental design for a key configuration for an input device, as shown and described.

DESCRIPTION

FIG. 1 is a perspective view of a key configuration for an input device showing our new design;

FIG. 2 is a top view thereof;

FIG. 3 is a rear view thereof;

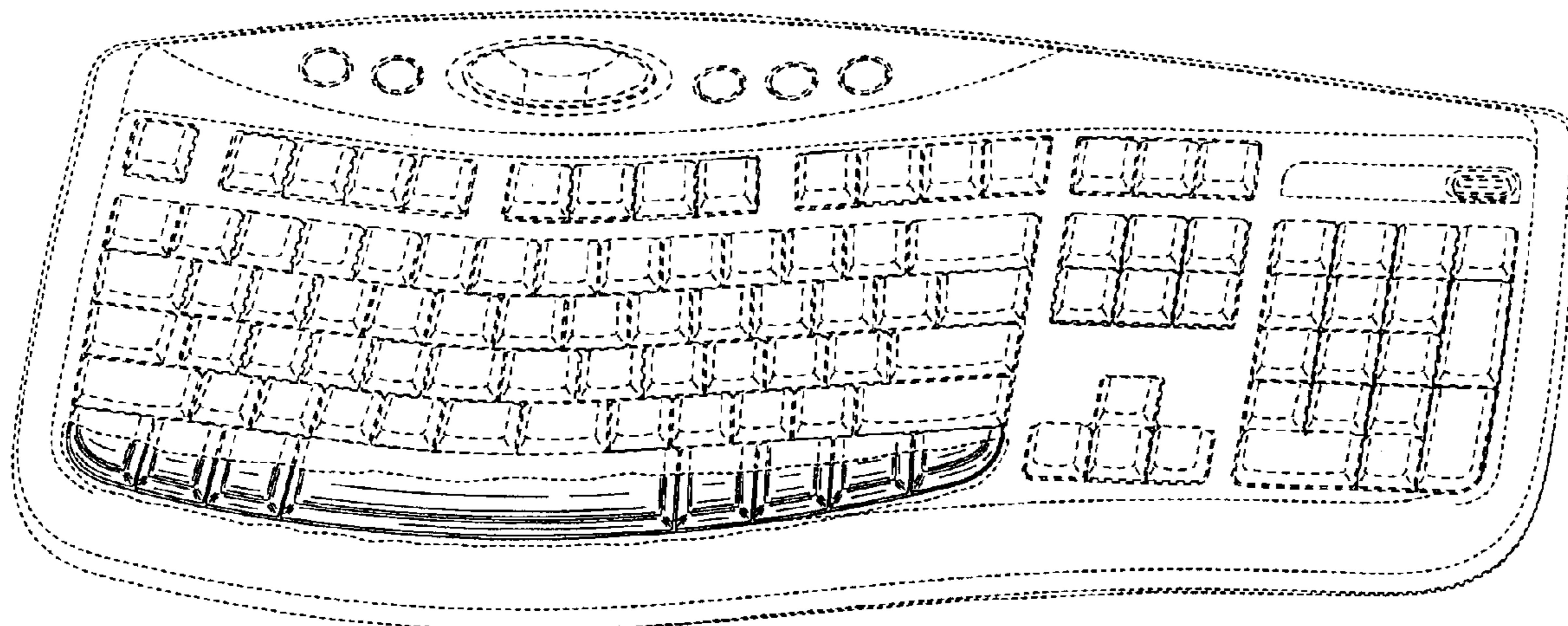
FIG. 4 is a front view thereof;

FIG. 5 is a left side view thereof; and,

FIG. 6 is a right side view thereof.

The broken line showing of the remainder of the input device is for illustrative purposes only and forms no part of the claimed design.

1 Claim, 4 Drawing Sheets



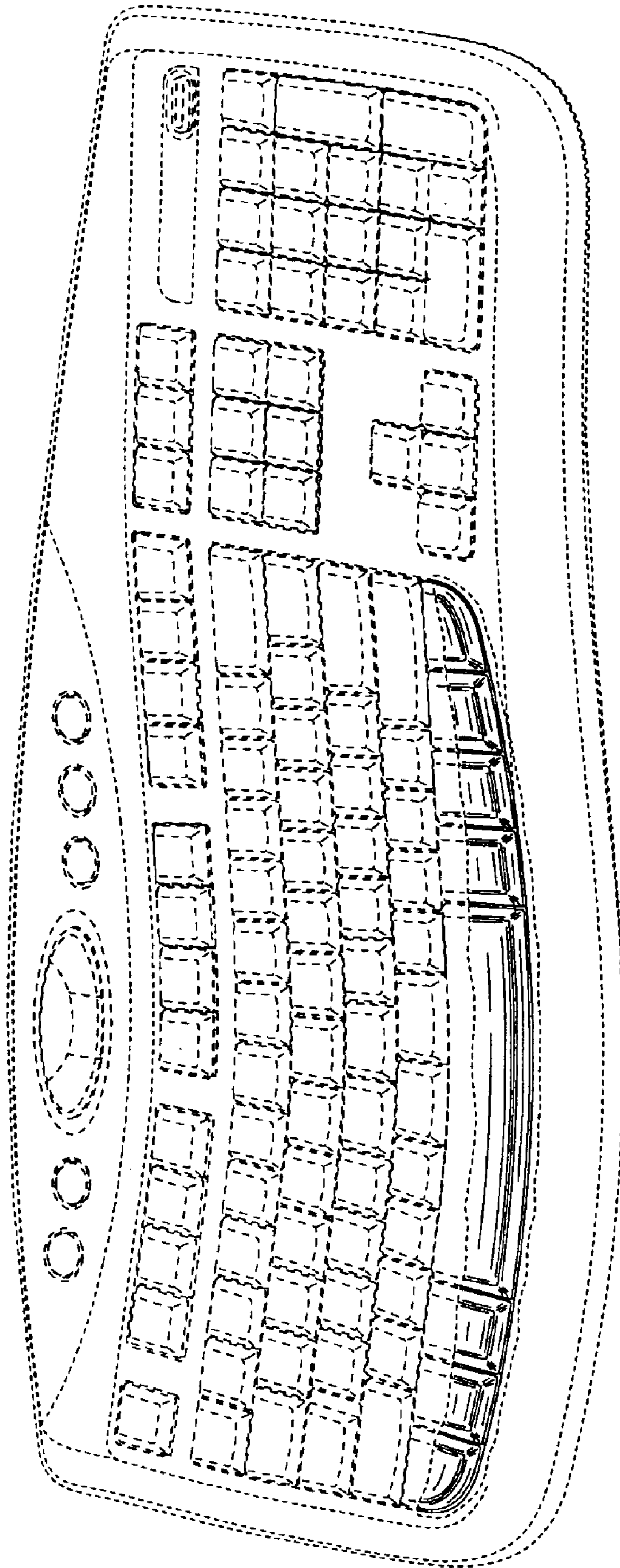


FIG. 1

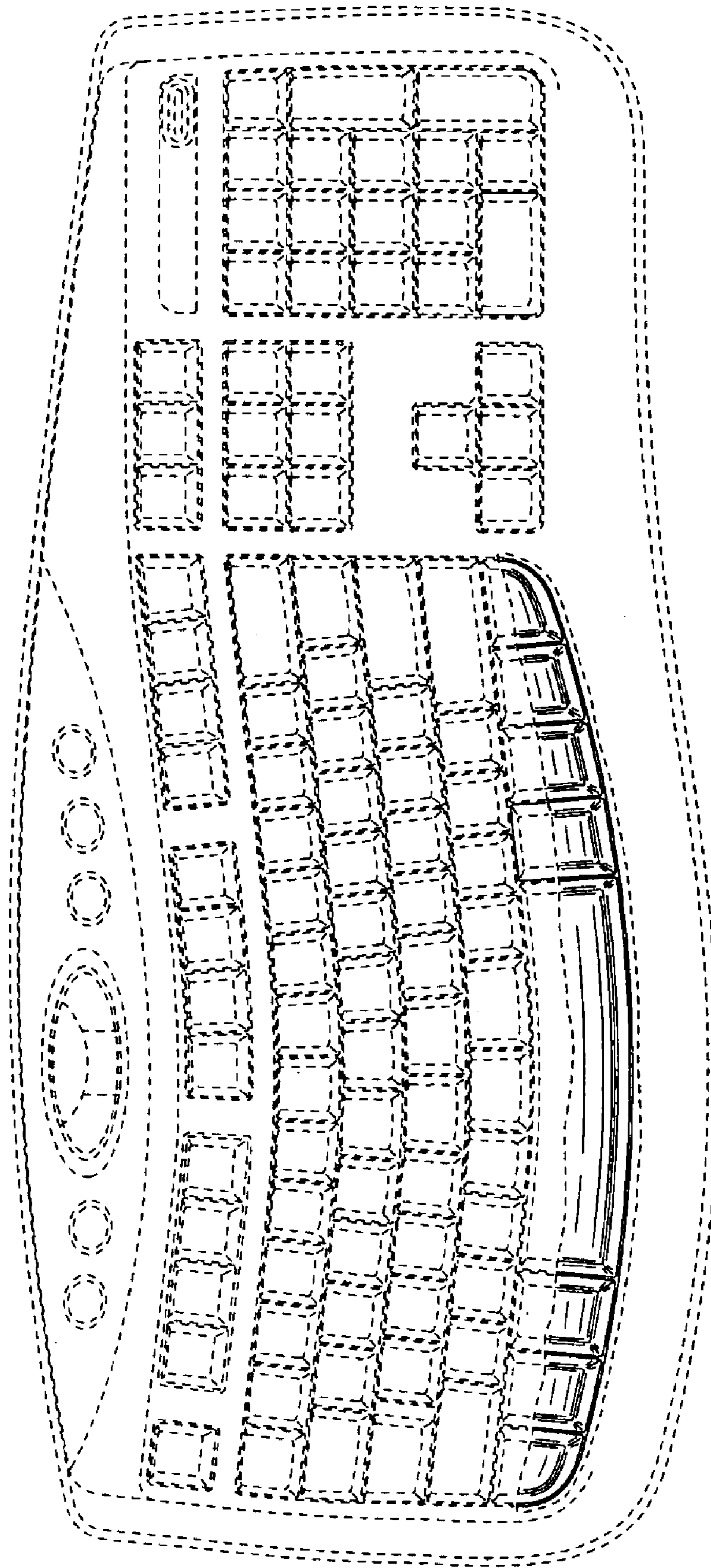


FIG. 2

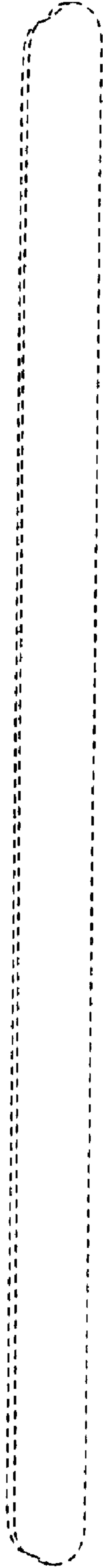


FIG. 3




FIG. 4




FIG. 5




FIG. 6