



US00D537827S

(12) **United States Design Patent**
Florindo

(10) **Patent No.:** **US D537,827 S**

(45) **Date of Patent:** **** Mar. 6, 2007**

(54) **DECORATIVE FLAT SCREEN FRAME**

(76) **Inventor:** **Dora C. Florindo**, 3156 NW. 67th Ct.,
Fort Lauderdale, FL (US) 33309

(**) **Term:** **14 Years**

(21) **Appl. No.:** **29/216,812**

(22) **Filed:** **Nov. 9, 2004**

(51) **LOC (8) Cl.** **14-02**

(52) **U.S. Cl.** **D14/450**

(58) **Field of Classification Search** D14/371,
D14/450, 441-446; D6/300, 302-307; 361/680-686,
361/690-696; 273/148 B; 40/594; 248/442.2
See application file for complete search history.

(56) **References Cited**

U.S. PATENT DOCUMENTS

5,464,214	A	*	11/1995	Griffin	273/148	B
5,564,209	A	*	10/1996	Zagnoli	40/594	
5,638,096	A	*	6/1997	Schwartz	248/442.2	
D381,642	S	*	7/1997	Kiger et al.	D14/450	

D460,626	S	*	7/2002	Risdon	D6/300	
6,550,172	B2		4/2003	Korpai			
6,615,526	B2		9/2003	Pitcher et al.			
D487,465	S		3/2004	Korpai			
D495,705	S	*	9/2004	Borsboom	D14/371	
D496,042	S	*	9/2004	Borsboom	D14/371	

* cited by examiner

Primary Examiner—Freda S. Nunn

(74) *Attorney, Agent, or Firm*—Melvin K. Silverman; Yi Li

(57) **CLAIM**

The ornamental design for a decorative flat screen frame, as shown and described.

DESCRIPTION


FIG. 1 is a perspective view of the decorative flat screen frame showing my new design.

FIG. 2 is a front view thereof shown at an angle.

FIG. 3 is an enlarged side view thereof; and,

FIG. 4 is an enlarged top view thereof.

1 Claim, 4 Drawing Sheets






FIG. 1




FIG. 2



FIG. 3

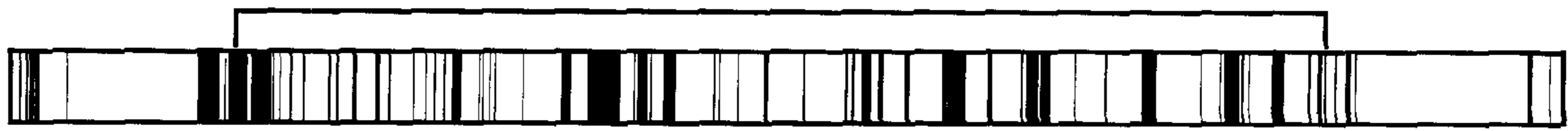


FIG. 4