



US00D537822S

(12) **United States Design Patent**  
**Herkelman**

(10) **Patent No.:** **US D537,822 S**

(45) **Date of Patent:** **\*\* Mar. 6, 2007**

(54) **GAME CONTROL SYSTEM WITH MOUSE, KEYPAD, AND LAPTOP TRAY SYSTEM**

(75) Inventor: **Scott Alan Herkelman**, Grayslake, IL (US)

(73) Assignee: **BFG Technologies, Inc.**, Lake Forest, IL (US)

(\*\*) Term: **14 Years**

(21) Appl. No.: **29/224,181**

(22) Filed: **Feb. 23, 2005**

(51) **LOC (8) Cl.** ..... **21-01**

(52) **U.S. Cl.** ..... **D14/401; D14/400; D21/328**

(58) **Field of Classification Search** ..... D14/399–402, D14/412–416; D21/324, 328; 273/148 B; 463/37, 38, 35, 46, 47; 345/156, 161, 163, 345/168, 169, 172, 903, 905  
See application file for complete search history.

(56) **References Cited**

**U.S. PATENT DOCUMENTS**

4,969,647 A	*	11/1990	Mical et al.	463/31
D362,277 S	*	9/1995	Chan	D14/401
D366,261 S	*	1/1996	Splane et al.	D14/217
D370,941 S		6/1996	Couch et al.	
D376,180 S	*	12/1996	Takahata et al.	D14/401
5,643,087 A	*	7/1997	Marcus et al.	463/38
5,645,277 A	*	7/1997	Cheng	273/148 B
D387,392 S	*	12/1997	Lien	D14/401
5,865,546 A	*	2/1999	Ganthier et al.	400/489

5,896,125 A	*	4/1999	Niedzwiecki	345/168
5,986,644 A	*	11/1999	Herder et al.	345/158
6,022,274 A	*	2/2000	Takeda et al.	463/44
D428,012 S	*	7/2000	Cavacuiti et al.	D14/413
D475,710 S	*	6/2003	Sheehan et al.	D14/401

\* cited by examiner

*Primary Examiner*—Prabhakar Deshmukh

(74) *Attorney, Agent, or Firm*—Amin Law, LLC; Laura A. Chubb

(57) **CLAIM**

The ornamental design for a game control system with mouse, keypad, and laptop tray system, as shown.

**DESCRIPTION**

FIG. 1 is a perspective front elevation view of the game control system with mouse, keypad and laptop tray system of the present invention;

FIG. 2 is a top plan view thereof;

FIG. 3 is a front elevation view thereof;

FIG. 4 is a rear elevation view thereof;

FIG. 5 is a bottom plan view thereof;

FIG. 6 is a right side elevation view thereof;

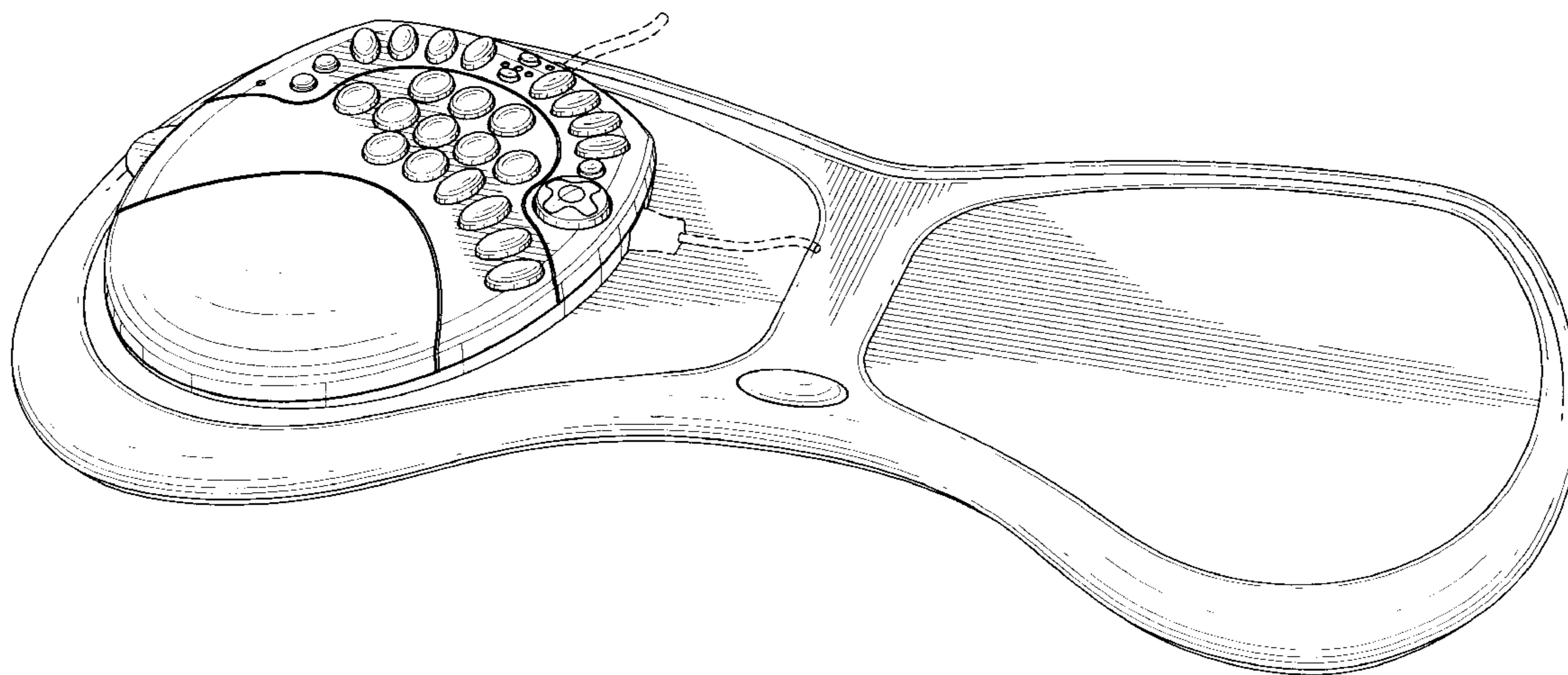
FIG. 7 is a left side elevation view thereof;

FIG. 8 is top plan view of the game control system showing the laptop tray and without the keypad; and,

FIG. 9 is a bottom plan view of the keypad.

The broken line showing of electrical conduits is for illustrative purpose only and forms no part of the claimed design.

**1 Claim, 7 Drawing Sheets**



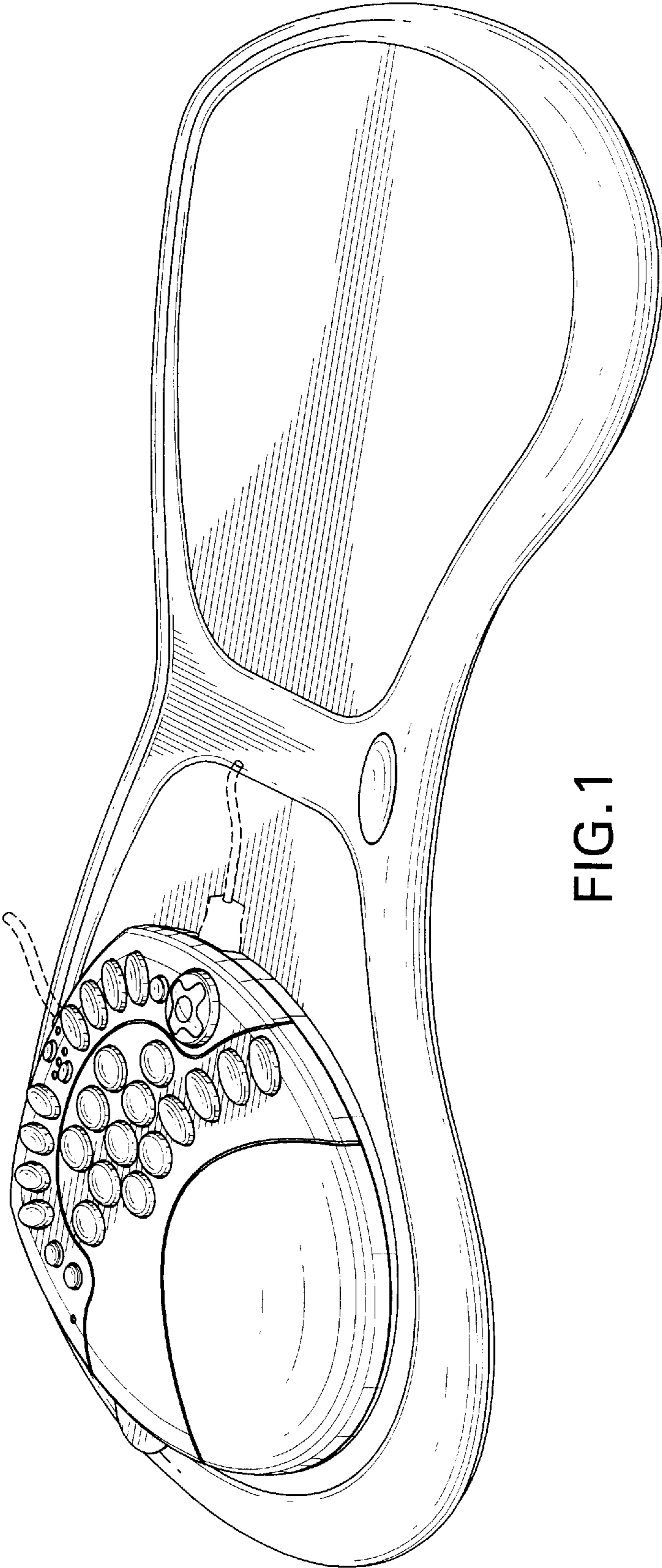


FIG. 1

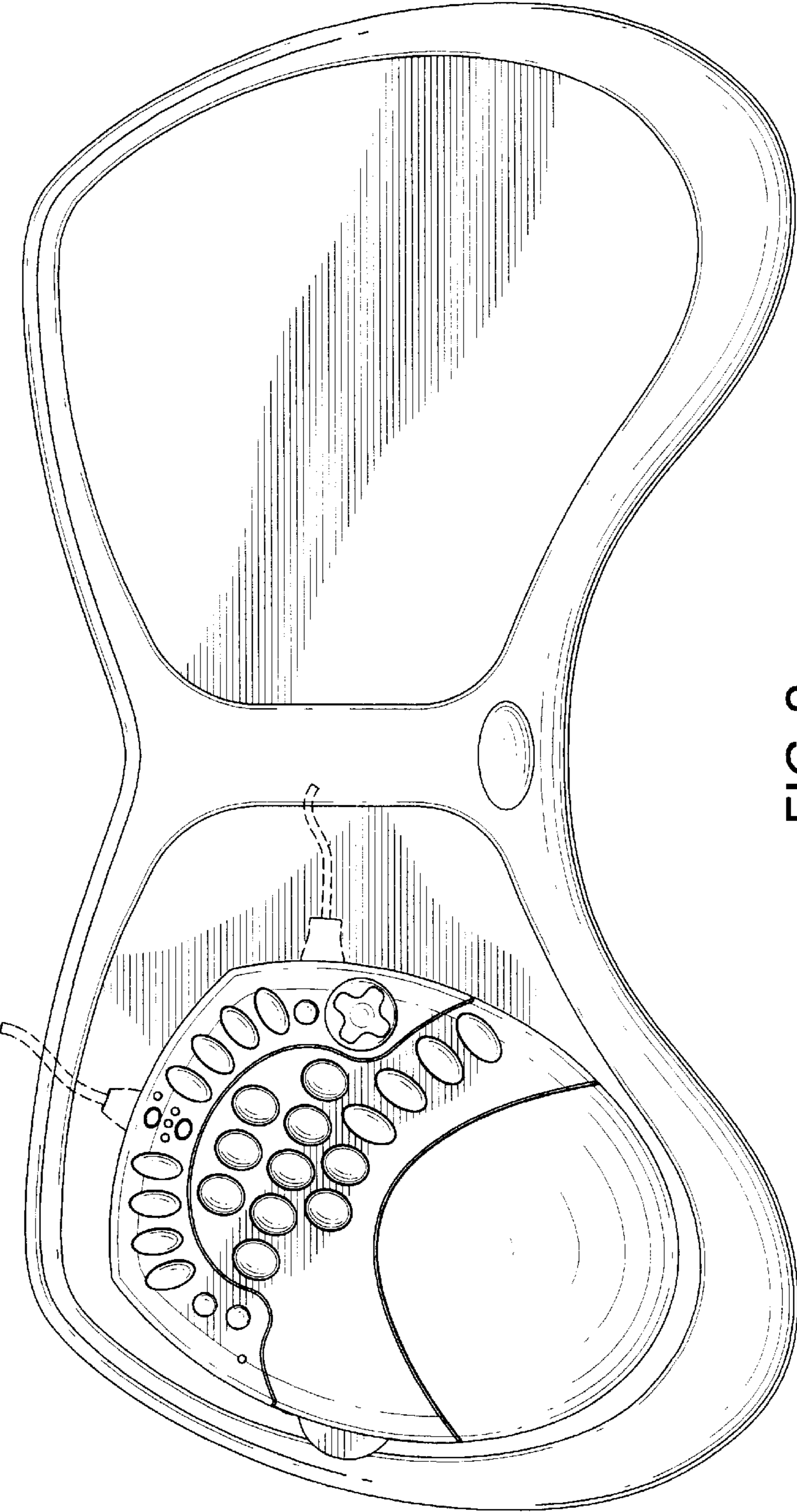


FIG. 2

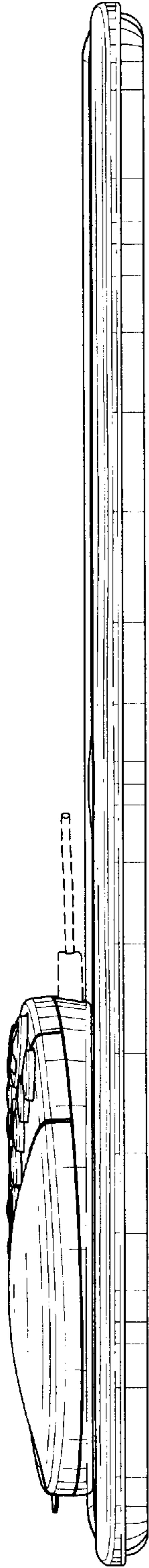


FIG. 3

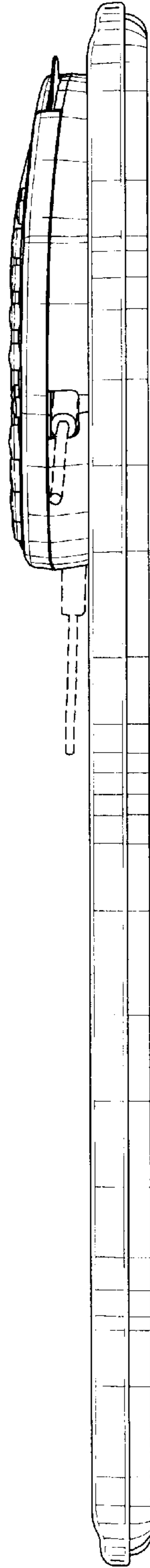


FIG. 4



FIG. 5

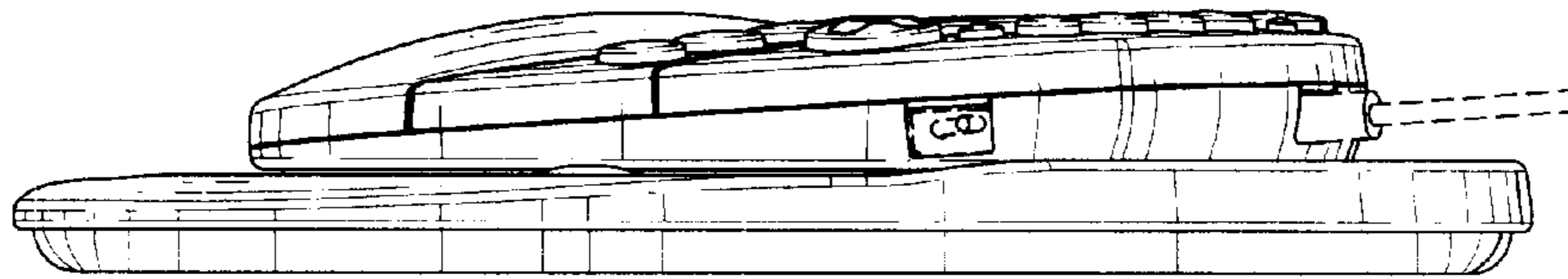


FIG. 6

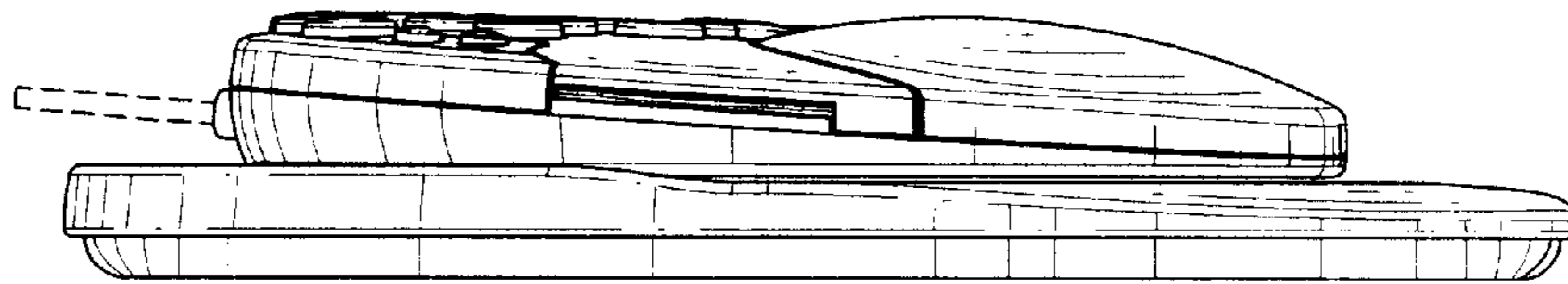


FIG. 7

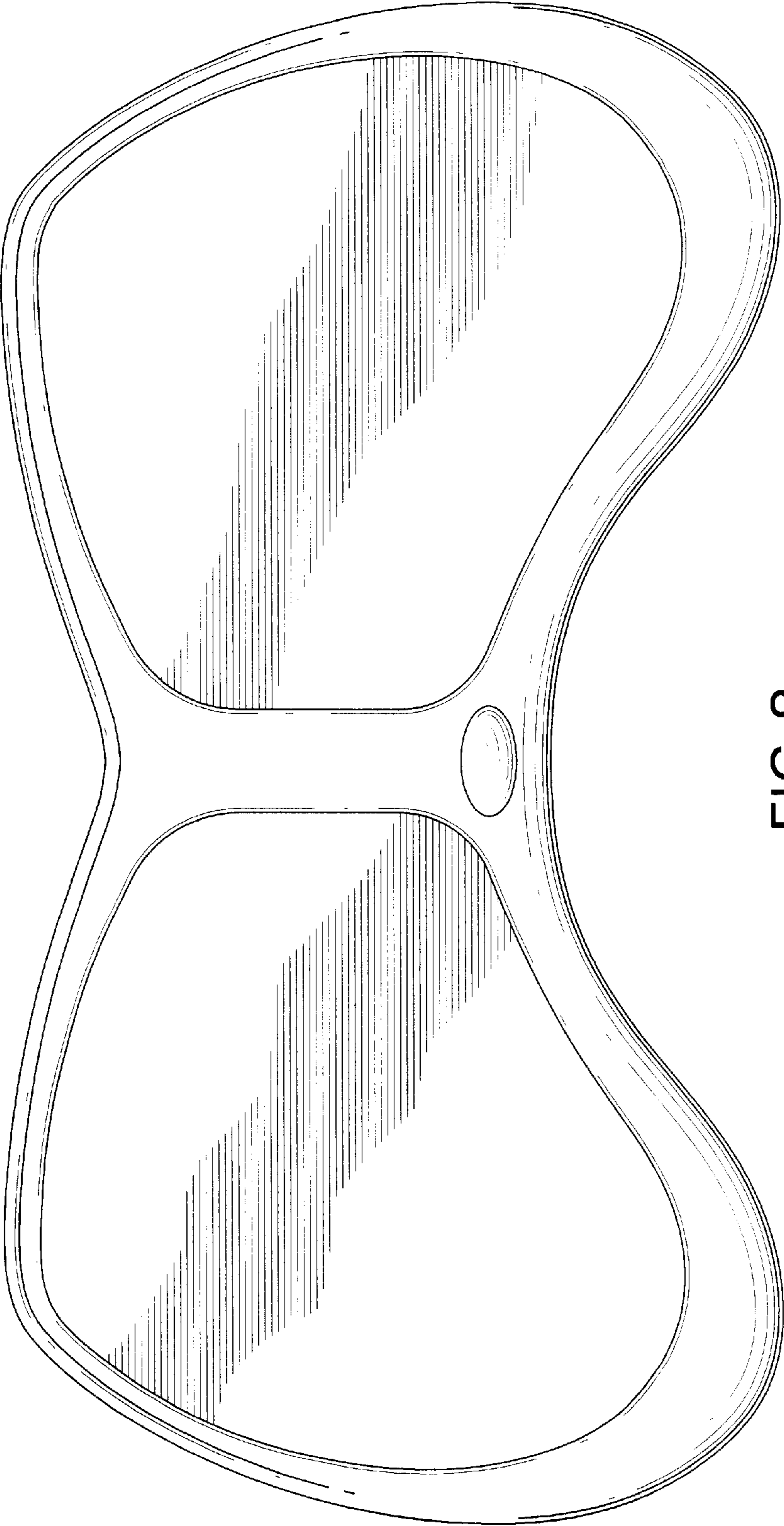


FIG. 8

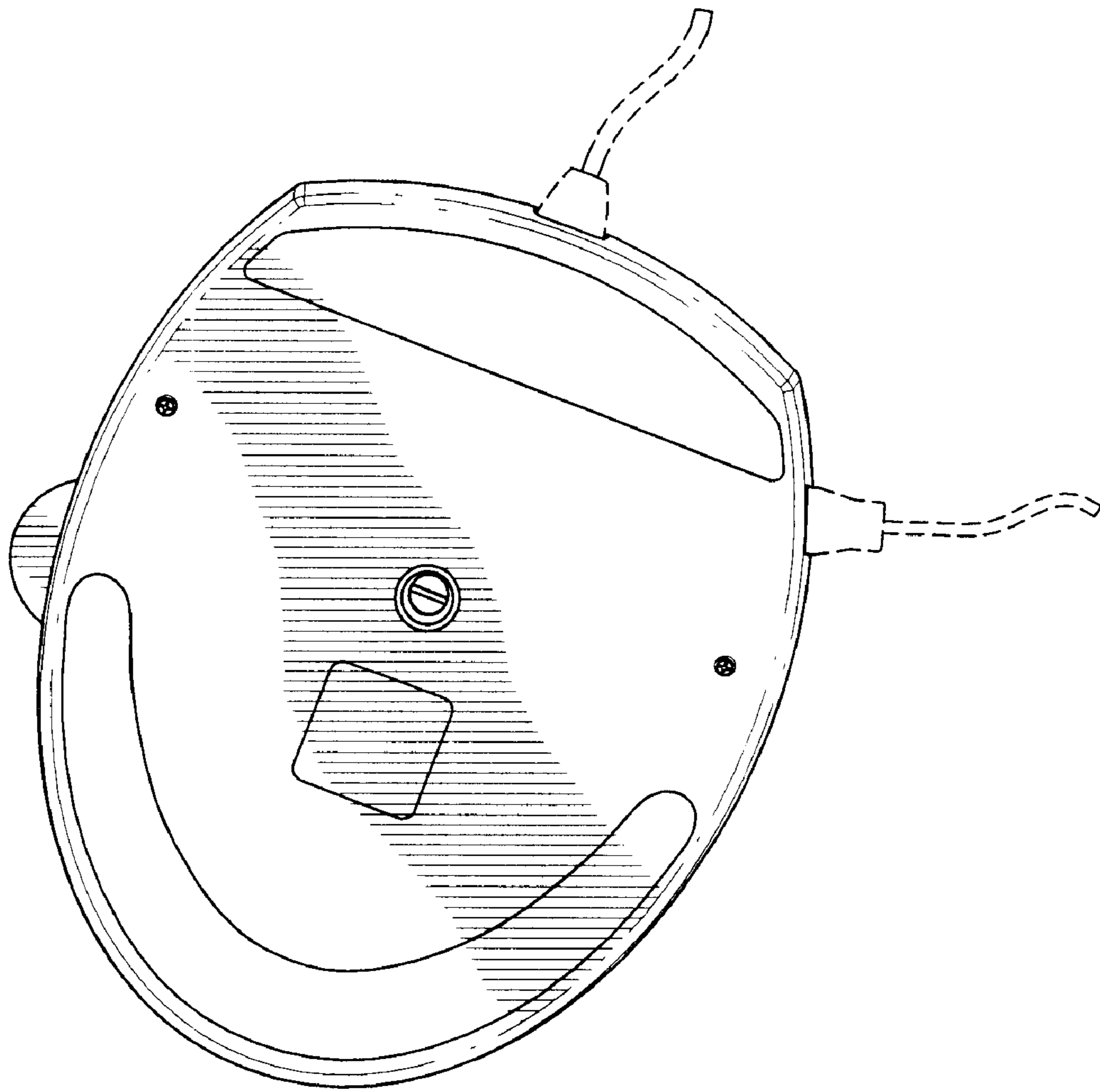


FIG. 9