



US00D537812S

(12) **United States Design Patent**
Erich et al.

(10) **Patent No.:** **US D537,812 S**

(45) **Date of Patent:** **** Mar. 6, 2007**

(54) **EARSET**

(75) Inventors: **Elkins Erich**, San Francisco, CA (US);
Ji-Hyun Moon, Daegu-si (KR);
Beom-Ku Han, Seoul (KR);
Chang-Hwan Hwang, Goyang-si (KR)

(73) Assignee: **Samsung Electronics Co., Ltd.**,
Suwon-si (KR)

(**) Term: **14 Years**

(21) Appl. No.: **29/237,504**

(22) Filed: **Sep. 2, 2005**

(30) **Foreign Application Priority Data**

Mar. 3, 2005 (KR) 30-2005-0007032

(51) **LOC (8) Cl.** **14-01**

(52) **U.S. Cl.** **D14/206; D14/223**

(58) **Field of Classification Search** D14/188,
D14/192, 205, 206, 223; D24/174; 379/433,
379/430, 446; 381/381, 378, 379, 380, 375;
181/129, 130, 135

See application file for complete search history.

(56) **References Cited**

U.S. PATENT DOCUMENTS

D471,898 S * 3/2003 Bae D14/223

D479,834 S * 9/2003 Salazar et al. D14/205
6,760,459 B2 * 7/2004 Bae 381/375
D502,171 S * 2/2005 Tang et al. D14/223
D512,991 S * 12/2005 Yano D14/223
D517,053 S * 3/2006 Ham D14/223
D517,054 S * 3/2006 Yang D14/223

* cited by examiner

Primary Examiner—Paula Greene

(74) *Attorney, Agent, or Firm*—Staas & Halsey LLP

(57) **CLAIM**

The ornamental design for the earset, as shown and described.

DESCRIPTION

FIG. 1 is a perspective view of the earset showing our design;

FIG. 2 is a front view thereof;

FIG. 3 is a rear view thereof;

FIG. 4 is a left side view thereof;

FIG. 5 is a right side thereof;

FIG. 6 is a top plan view thereof; and,

FIG. 7 is a bottom plan view thereof.

1 Claim, 3 Drawing Sheets

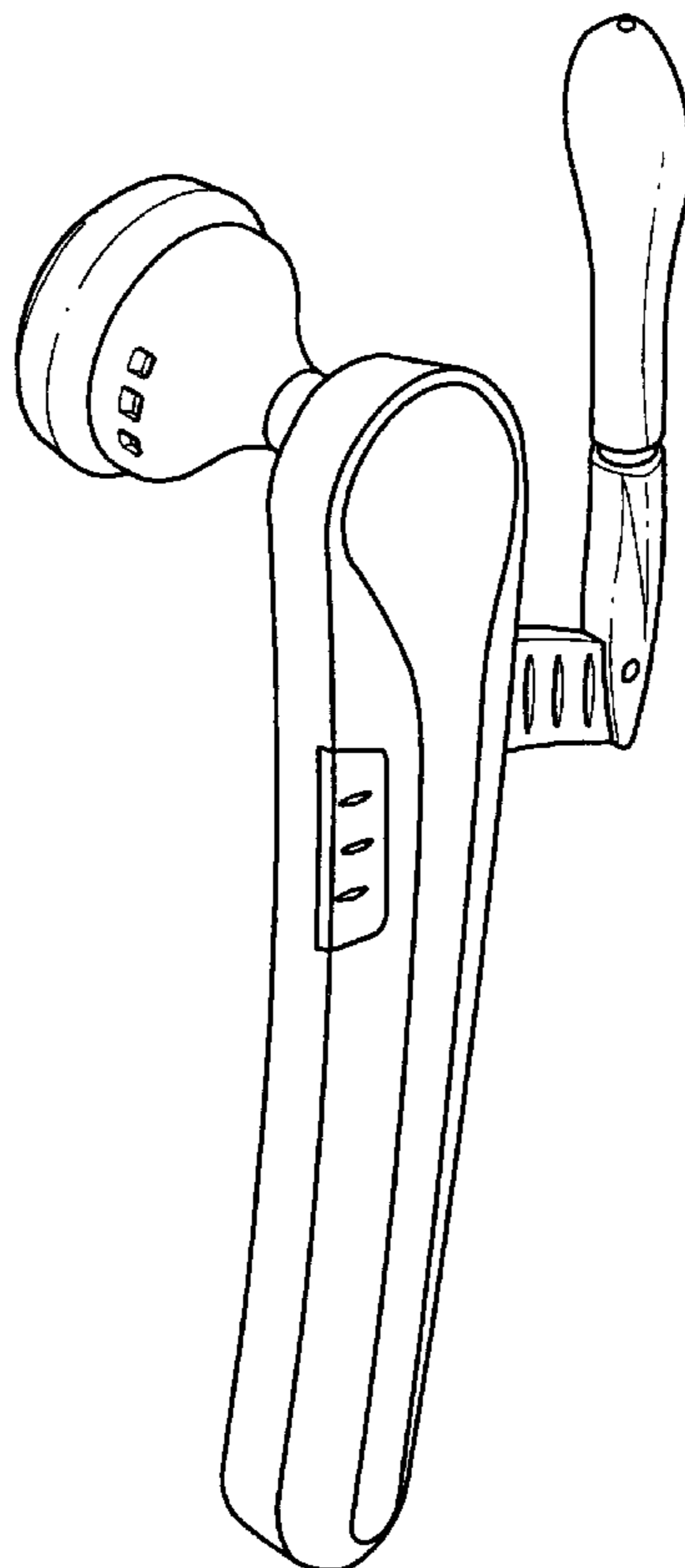


FIG. 1

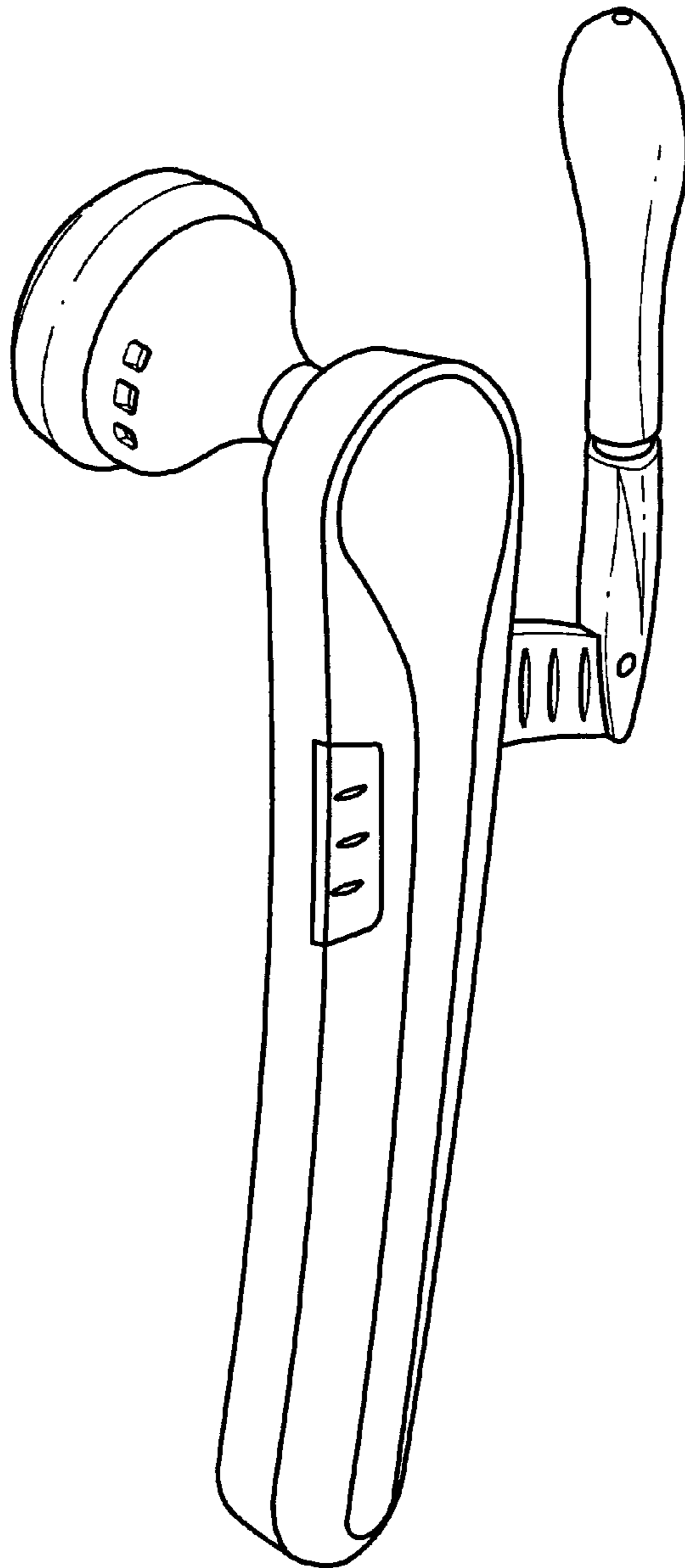


FIG. 2

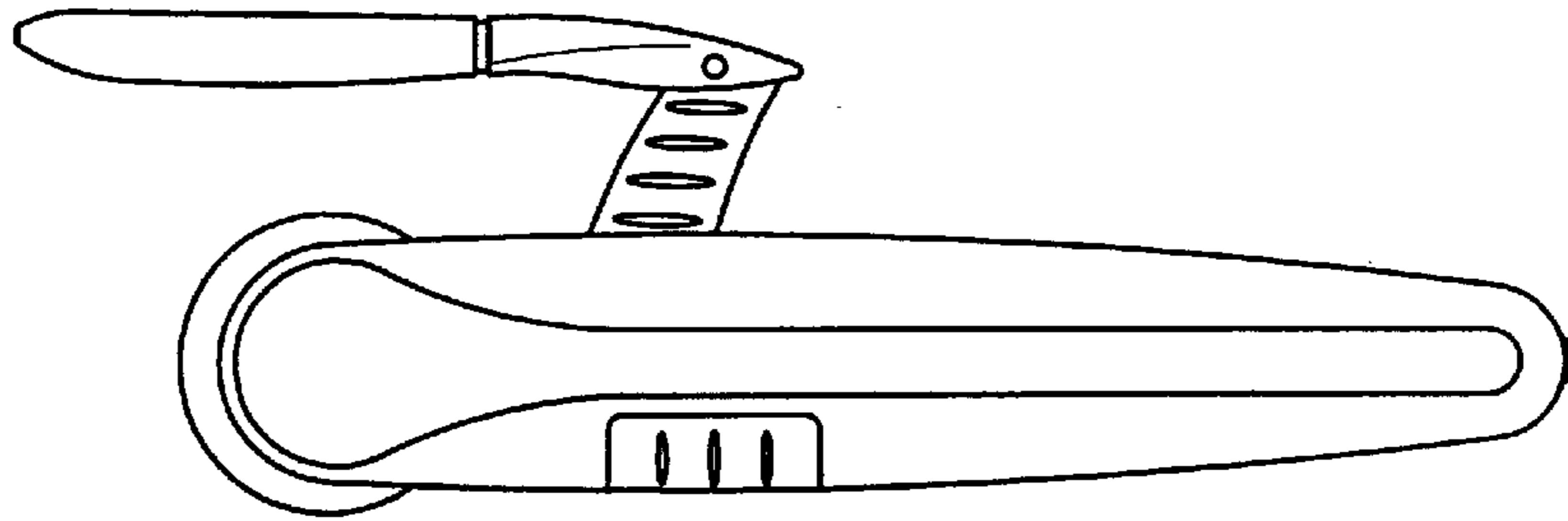


FIG. 3




FIG. 4

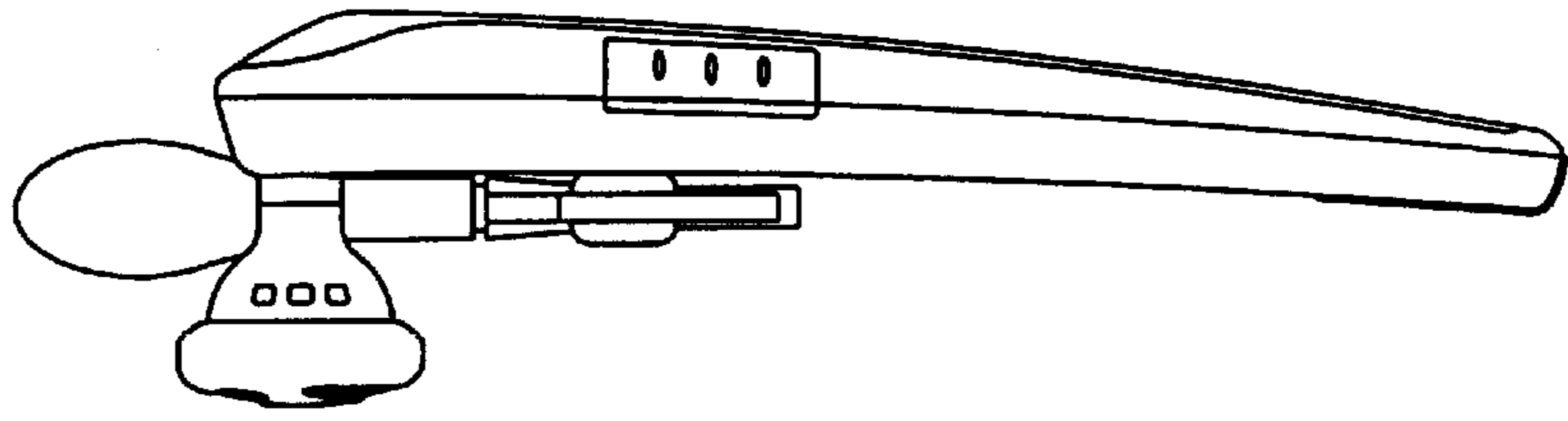


FIG. 5

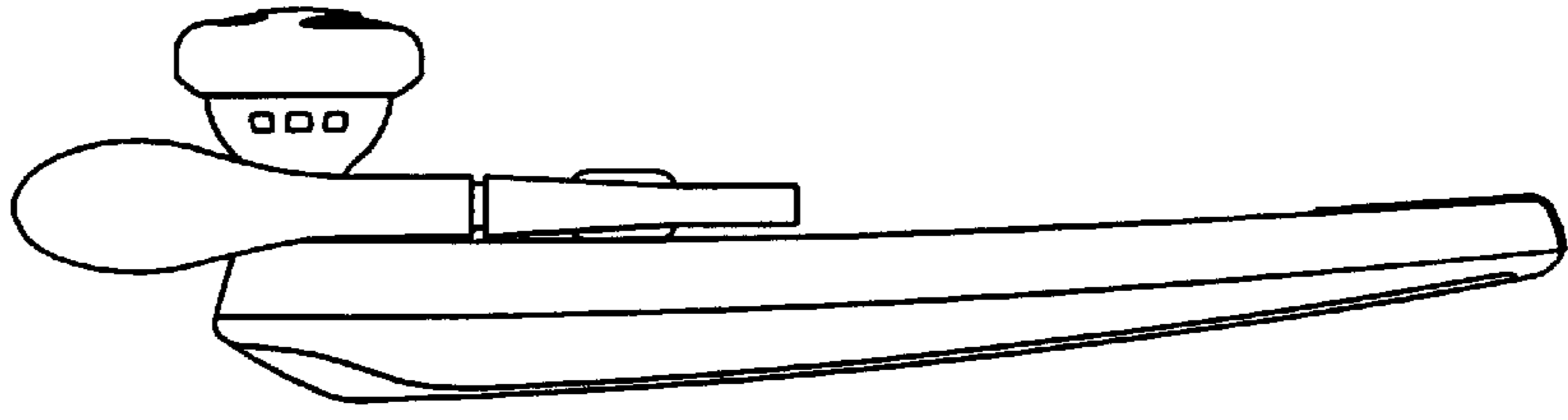


FIG. 6




FIG. 7

