



US00D537811S

(12) **United States Design Patent**
Winters

(10) **Patent No.:** **US D537,811 S**

(45) **Date of Patent:** **** Mar. 6, 2007**

(54) **AMPLIFIER AND SPEAKER ARMOR**

D305,892 S * 2/1990 Freed D14/213
D315,736 S * 3/1991 Takagi D14/172
D409,194 S * 5/1999 Ridinger D14/188
D471,175 S * 3/2003 Lo D14/214

(75) Inventor: **Roger Dean Winters**, 22700 Erwin St.,
Woodland Hills, CA (US) 92692

(73) Assignee: **Roger Dean Winters**, Woodland Hills,
CA (US)

(**) Term: **14 Years**

* cited by examiner

Primary Examiner—Nanda Bondade

(74) *Attorney, Agent, or Firm*—Bryan Cave LLP

(21) Appl. No.: **29/239,532**

(22) Filed: **Sep. 30, 2005**

(57) **CLAIM**

I claim the ornamental design for the amplifier and speaker armor, as shown and described.

(51) **LOC (8) Cl.** **14-01**

(52) **U.S. Cl.** **D14/172; D14/214**

(58) **Field of Classification Search** D14/204,
D14/209–215, 172, 188; 181/143–144, 147–148,
181/150, 157, 198–199, 151, 153; 381/300–302,
381/306, 333, 345, 361–364, 386–388, 332,
381/336

See application file for complete search history.

DESCRIPTION

FIG. 1 is an isometric view of the amplifier and speaker armor;

FIG. 2 is a front elevational view thereof;

FIG. 3 is a left side view thereof, the right side elevational view being a mirror image of the left side elevational view;

FIG. 4 is a top view thereof;

FIG. 5 is a rear elevational view thereof; and,

FIG. 6 is a bottom view thereof.

The broken lines in the drawings are for illustrative purposes only and form no part of the claimed design.

(56) **References Cited**

U.S. PATENT DOCUMENTS

D197,611 S * 3/1964 Yang D14/214

1 Claim, 1 Drawing Sheet

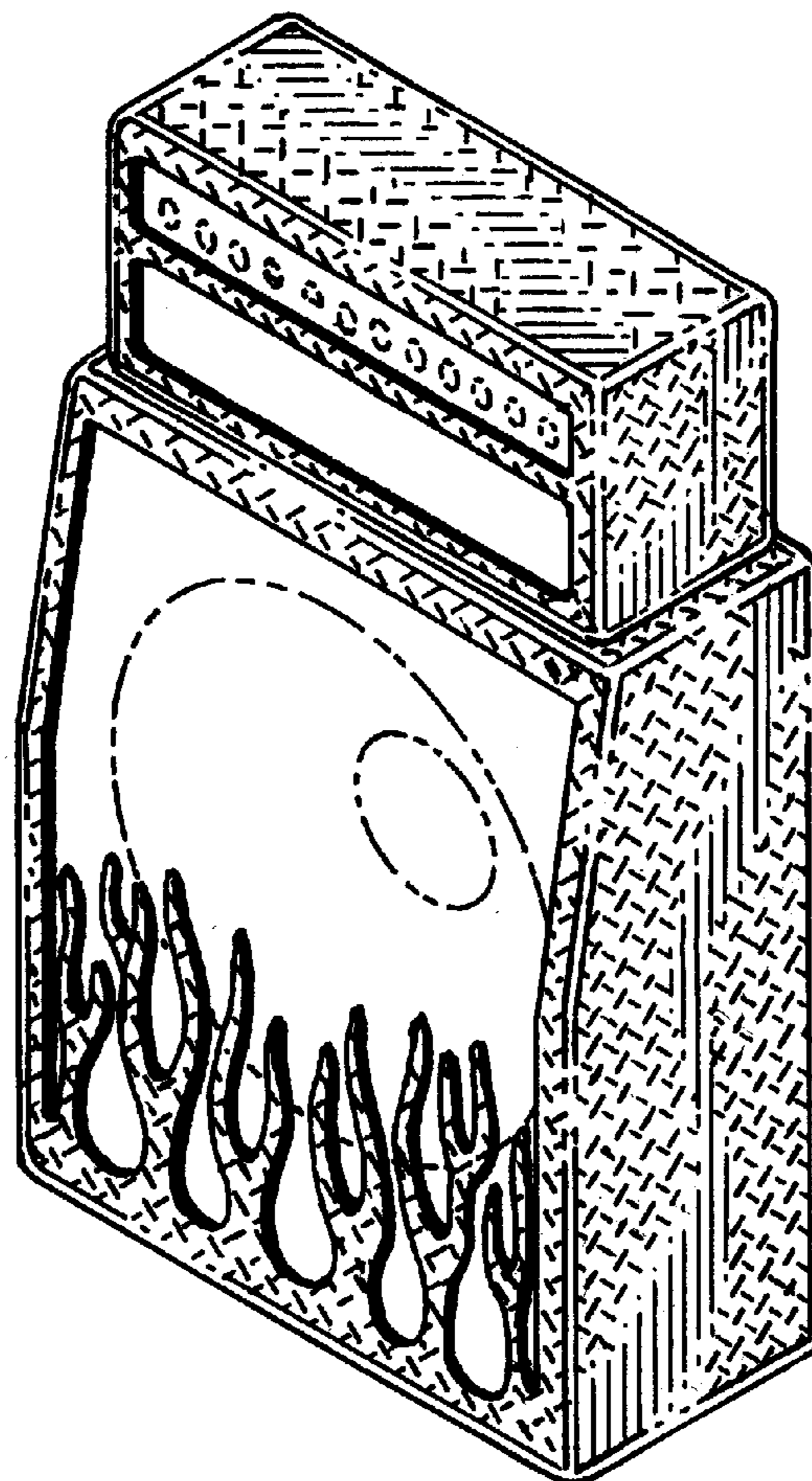


FIG. 1


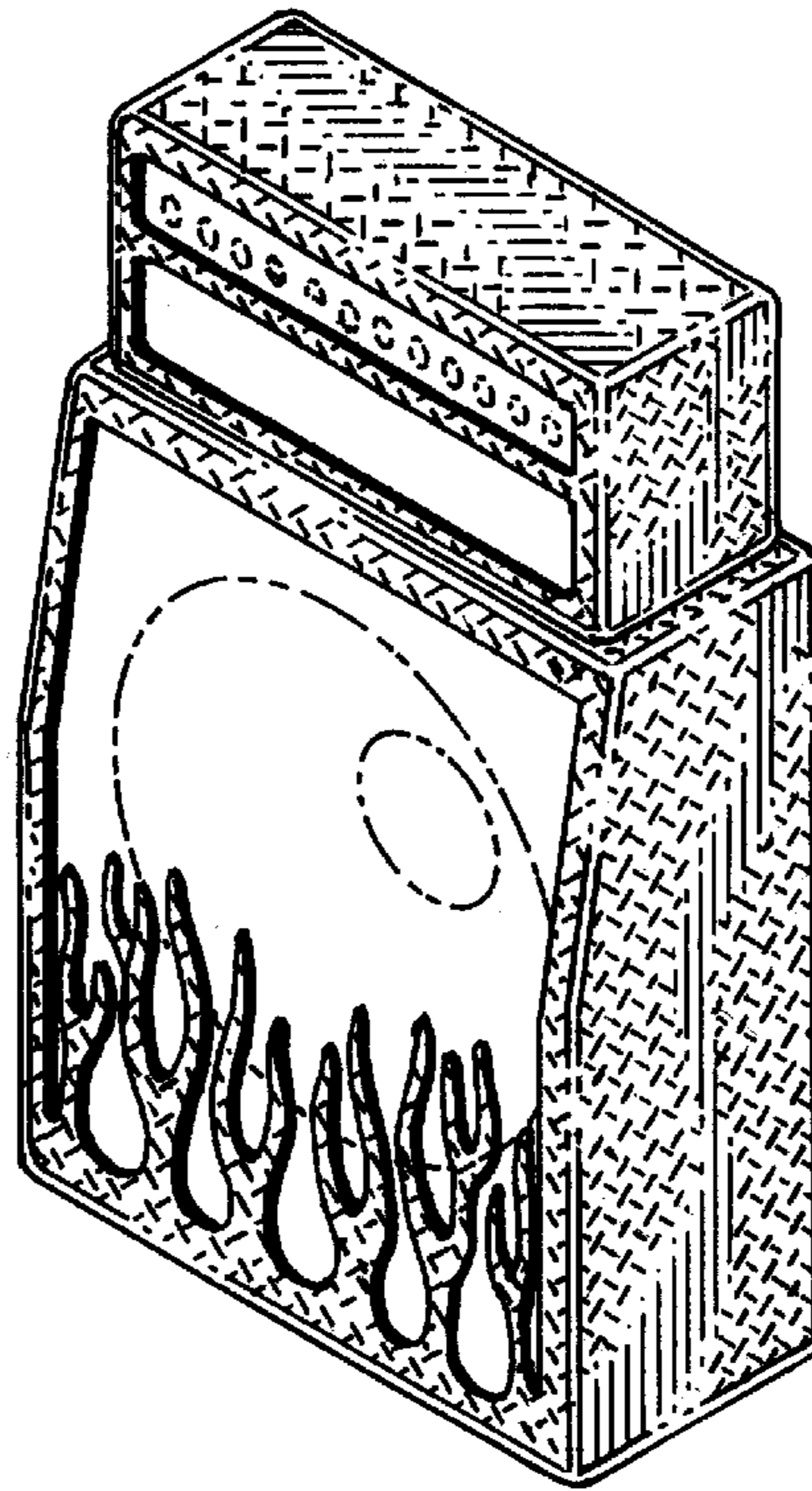


FIG. 3




FIG. 4




FIG. 2

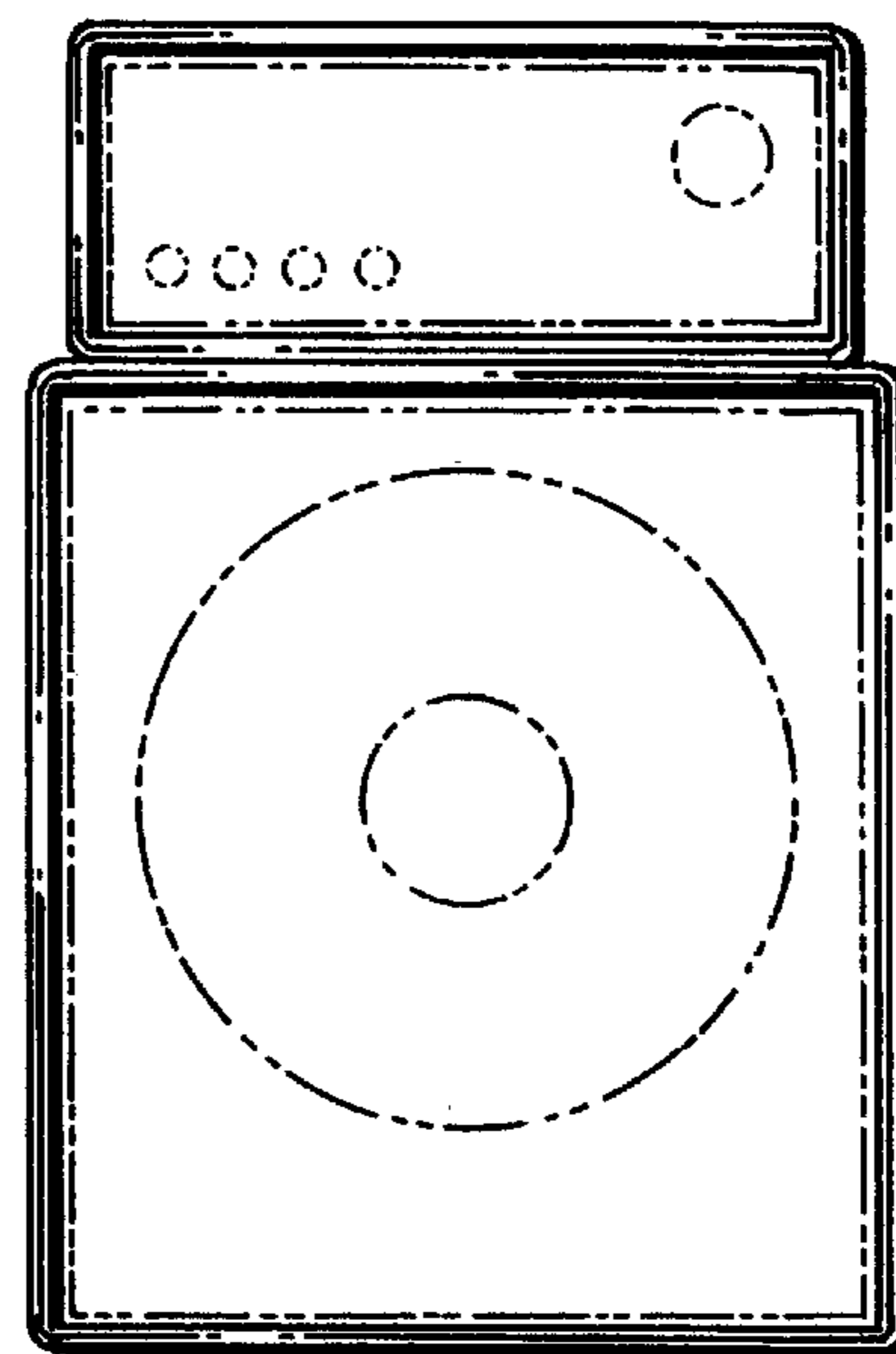


FIG. 5

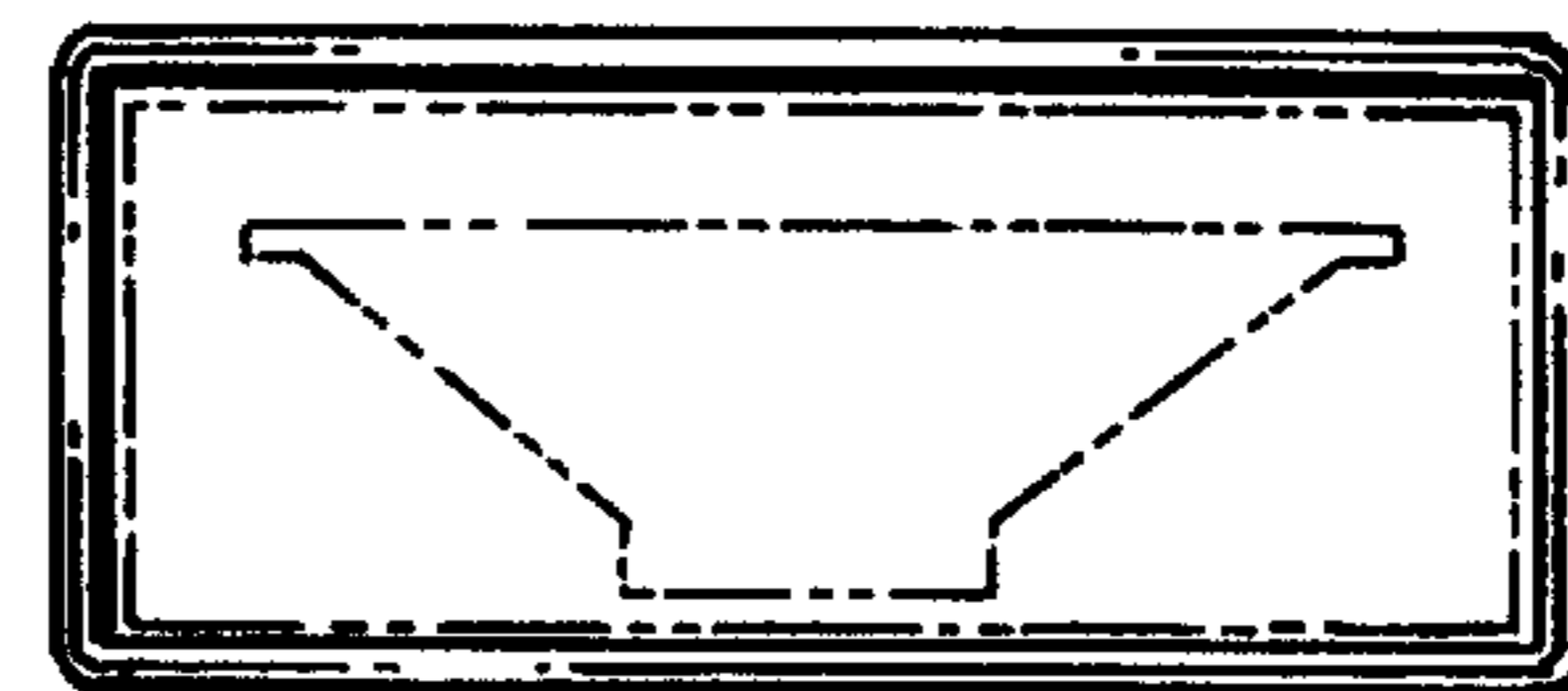


FIG. 6