



US00D537805S

(12) **United States Design Patent**
Haney

(10) **Patent No.:** **US D537,805 S**
(45) **Date of Patent:** **** Mar. 6, 2007**

(54) **CORDLESS TELEPHONE**

(75) Inventor: **Paul Stephen Haney**, Noblesville, IN (US)

(73) Assignee: **Thomson Licensing S.A.**, Indianapolis, IN (US)

(**) Term: **14 Years**

(21) Appl. No.: **29/206,854**

(22) Filed: **Jun. 3, 2004**

(51) **LOC (8) Cl.** **14-03**

(52) **U.S. Cl.** **D14/148**

(58) **Field of Classification Search** D14/137, D14/138, 143, 144, 147, 148, 149, 150, 218, D14/250; D13/168; 379/428.01, 428.02, 379/433.04, 433.07, 433.11, 434, 451, 452; D26/32, 37, 38, 47, 51, 57, 94, 97
See application file for complete search history.

(56) **References Cited**

U.S. PATENT DOCUMENTS

- D327,060 S * 6/1992 Wachob et al. D14/138
- D348,062 S * 6/1994 Iseli et al. D14/149
- D353,371 S * 12/1994 Delhaes D14/149

OTHER PUBLICATIONS

“Vtech MI6821 5.8 GHz DSS Expandable Phone System”, 1 p including photo, [online], <URL:http://www.calibex.com/serv/calibex1/buyer/ProductM.jsp?nxtg=47cd0a1c0536-D9F93DE4092653C9&page=1&pdir=0&lgnode=&display_mode=0&node=&lgsearch=vtech_5.8hz&ptitle=76920847&core=&kw=Vtech_MI6821_5_8>, site visited Mar. 17, 2006.*

“Uniden DMX778 2.4 GHZ DSS Expandable Trendy Cordless Phone With Answering System”, 1 p including photo, [online], <URL:http://www.calibex.com/serv/calibex1/buyer/OutPDir.jsp?search=Uniden+DMX778+2.4+GHZ+DSS+Expandable+Trendy+Cordless+Phone+With+Answering+System>, site visited Mar. 17, 2006.*

* cited by examiner

Primary Examiner—Ian Simmons

Assistant Examiner—Carla Jobe Wright

(74) *Attorney, Agent, or Firm*—Fletcher Yoder

(57) **CLAIM**

The ornamental design for a cordless telephone, as shown and described.

DESCRIPTION

FIG. 1 is a front perspective view of the design for the cordless telephone comprising a handset and base station and having a number of environmental features, namely, a plurality of buttons, a caller-id display, a page button, an indicator light, and a speaker opening;

FIG. 2 is an exploded front perspective view of the design for the cordless telephone of FIG. 1, illustrating an environmental microphone opening and further illustrating the environmental buttons, caller-id display, page button, indicator light, and speaker opening introduced in FIG. 1;

FIG. 3 is a front view of the design for the cordless telephone handset of FIG. 1, further illustrating the environmental buttons, caller-id display, and speaker opening introduced in FIG. 1 and the environmental microphone opening introduced in FIG. 2;

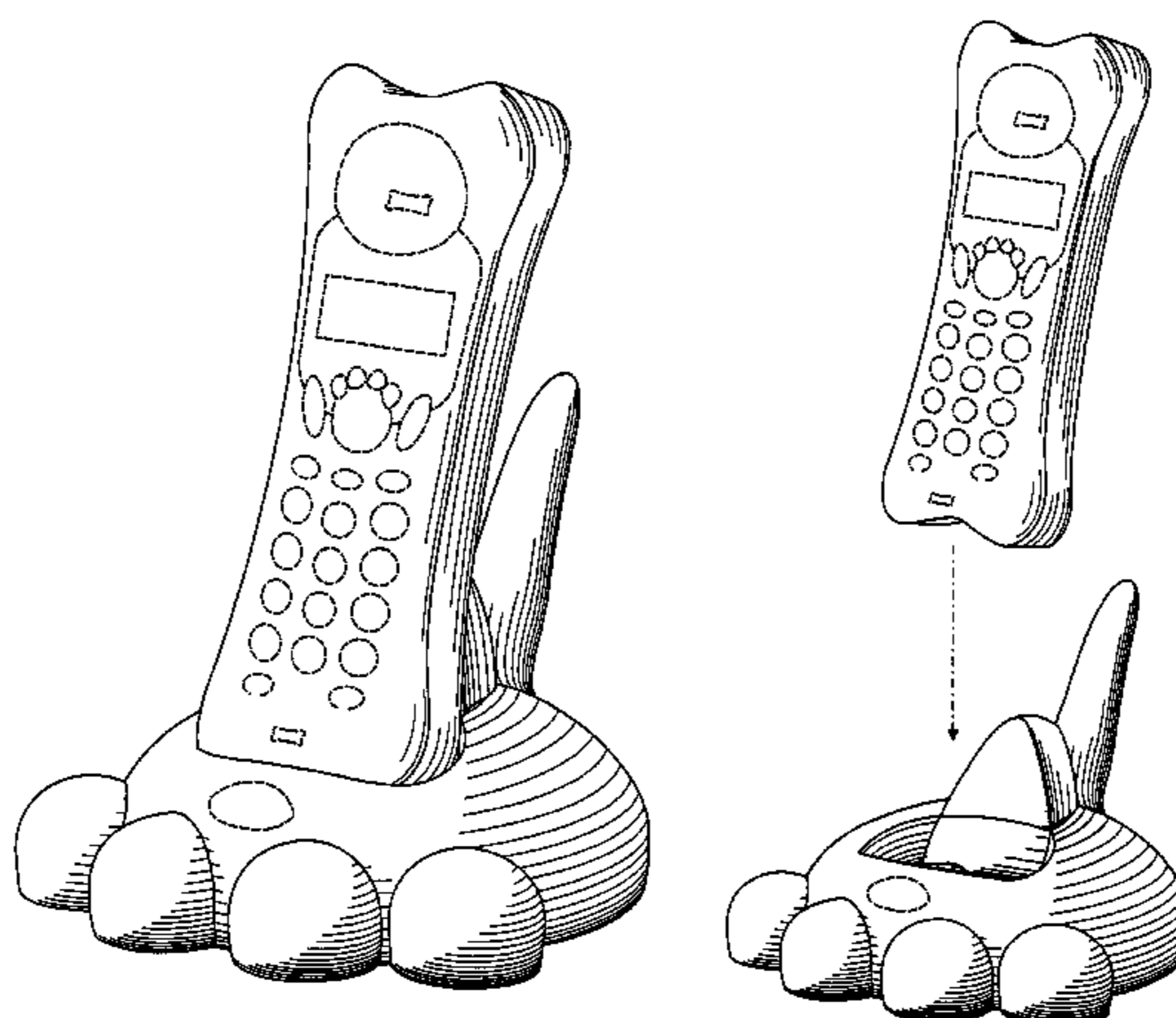
FIG. 4 is a right side view of the cordless telephone handset of FIG. 1, further illustrating the environmental buttons, caller id display, and speaker opening introduced in FIG. 1 and the environmental microphone opening introduced in FIG. 2, the left side view being a mirror image thereof; and,

FIG. 5 is a front view of the design for the cordless telephone base station of FIG. 1, further illustrating the environmental indicator light and page button introduced in FIG. 1.

The cordless telephone base station and handset are shown separately in FIGS. 3, 4, and 5 for the convenience of illustration.

The broken lines provided in the above-listed figures are used to indicate environmental structures and features and form no part of the claimed design. The broken line with an arrow tip in FIG. 2 is intended to set forth the path along which the handset is exploded from the base.

1 Claim, 5 Drawing Sheets



US D537,805 S

Page 2

U.S. PATENT DOCUMENTS

D353,596 S	*	12/1994	Usami et al.	D14/218	D434,409 S	*	11/2000	Clapper	D14/218
D369,163 S	*	4/1996	Leung et al.	D14/150	D458,920 S	*	6/2002	Kita	D14/218
D389,832 S	*	1/1998	Chong	D14/150	D459,299 S	*	6/2002	Hughes et al.	D13/108
D393,628 S	*	4/1998	Ledbetter et al.	D13/168	D460,751 S	*	7/2002	Jensen et al.	D14/218
D394,659 S	*	5/1998	Biasotti et al.	D14/218	D464,335 S	*	10/2002	Glodava et al.	D14/218
D395,889 S	*	7/1998	Gerba et al.	D14/218	D468,305 S	*	1/2003	Ma et al.	D14/253
D396,232 S	*	7/1998	Renk et al.	D14/218	D469,073 S	*	1/2003	Muenschler et al.	D14/149
D396,233 S	*	7/1998	Renk et al.	D14/218	D469,075 S	*	1/2003	Chan	D14/149
D401,579 S	*	11/1998	Benjamin et al.	D14/149	D477,310 S	*	7/2003	Moransais	D14/218
D409,563 S	*	5/1999	Haase et al.	D13/107	D480,393 S	*	10/2003	Toor et al.	D14/253
D411,824 S	*	7/1999	Wilson et al.	D13/108	D486,144 S	*	2/2004	Esslinger et al.	D14/218
D412,903 S	*	8/1999	Boyd	D14/138	D487,445 S	*	3/2004	Esslinger et al.	D14/147
D416,016 S	*	11/1999	Hughes et al.	D14/147	D494,954 S	*	8/2004	Esslinger et al.	D14/147
D417,430 S	*	12/1999	Ko	D13/107	D499,395 S	*	12/2004	Hsu	D14/218
6,044,281 A	*	3/2000	Shirai	455/573	D510,208 S	*	10/2005	Klimas	D6/466
					D516,024 S	*	2/2006	Quinn	D13/108
					D516,025 S	*	2/2006	Quinn	D13/108




FIG. 1

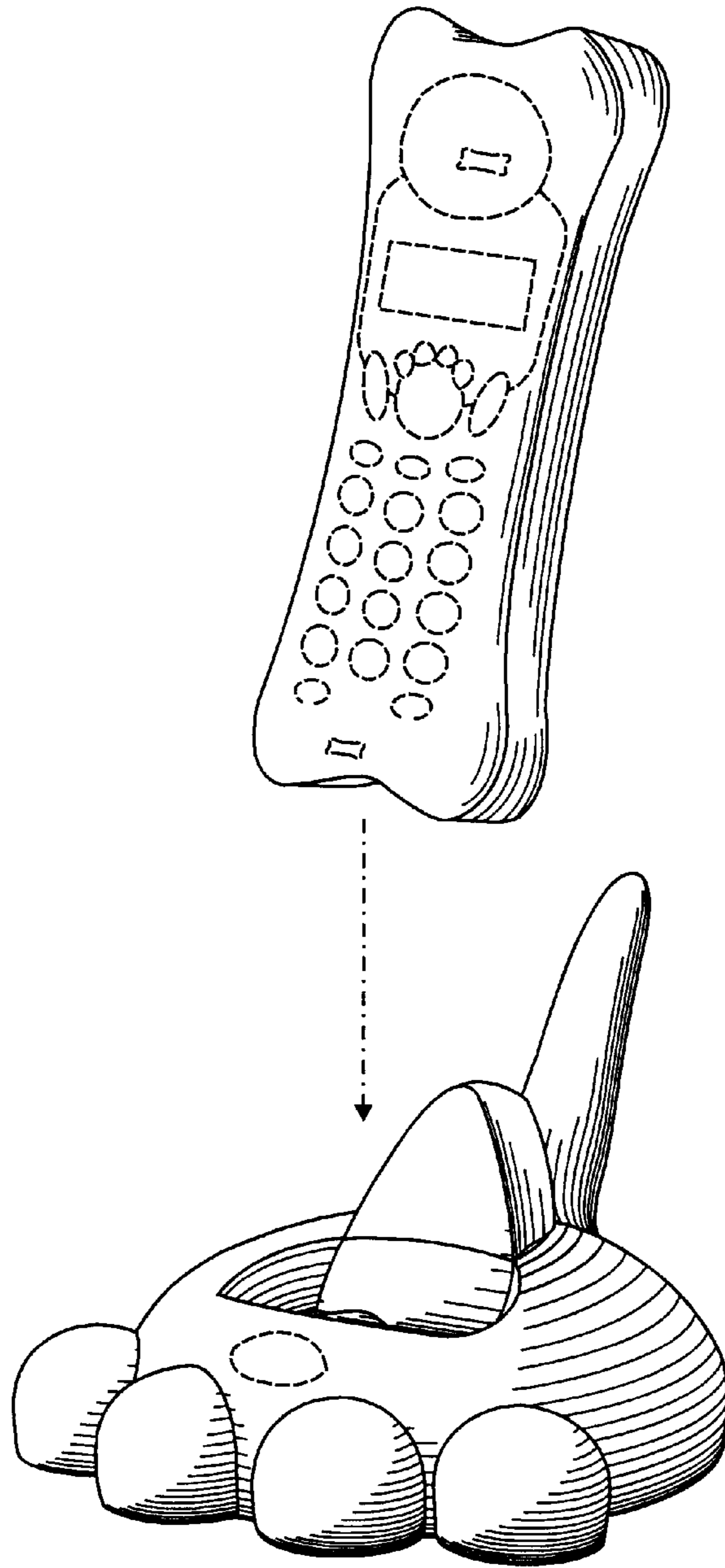


FIG. 2

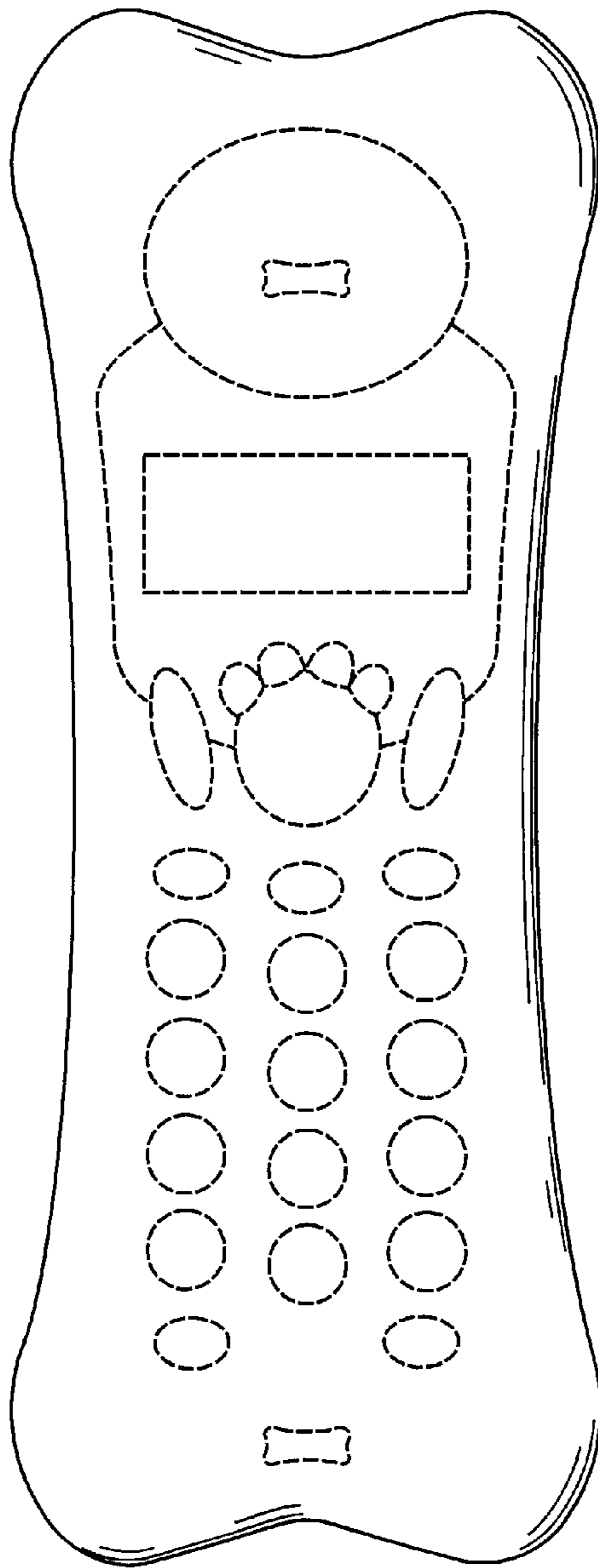


FIG. 3

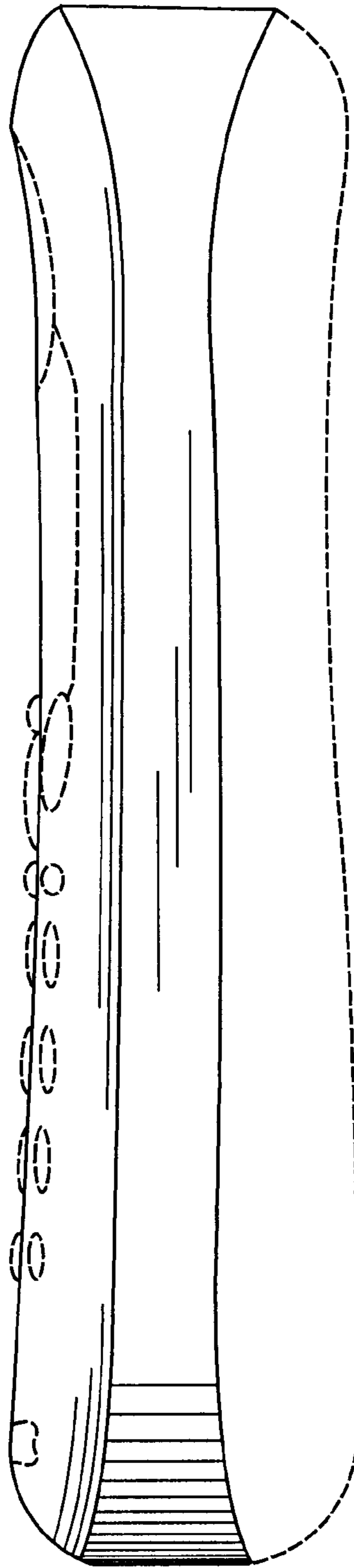


FIG. 4

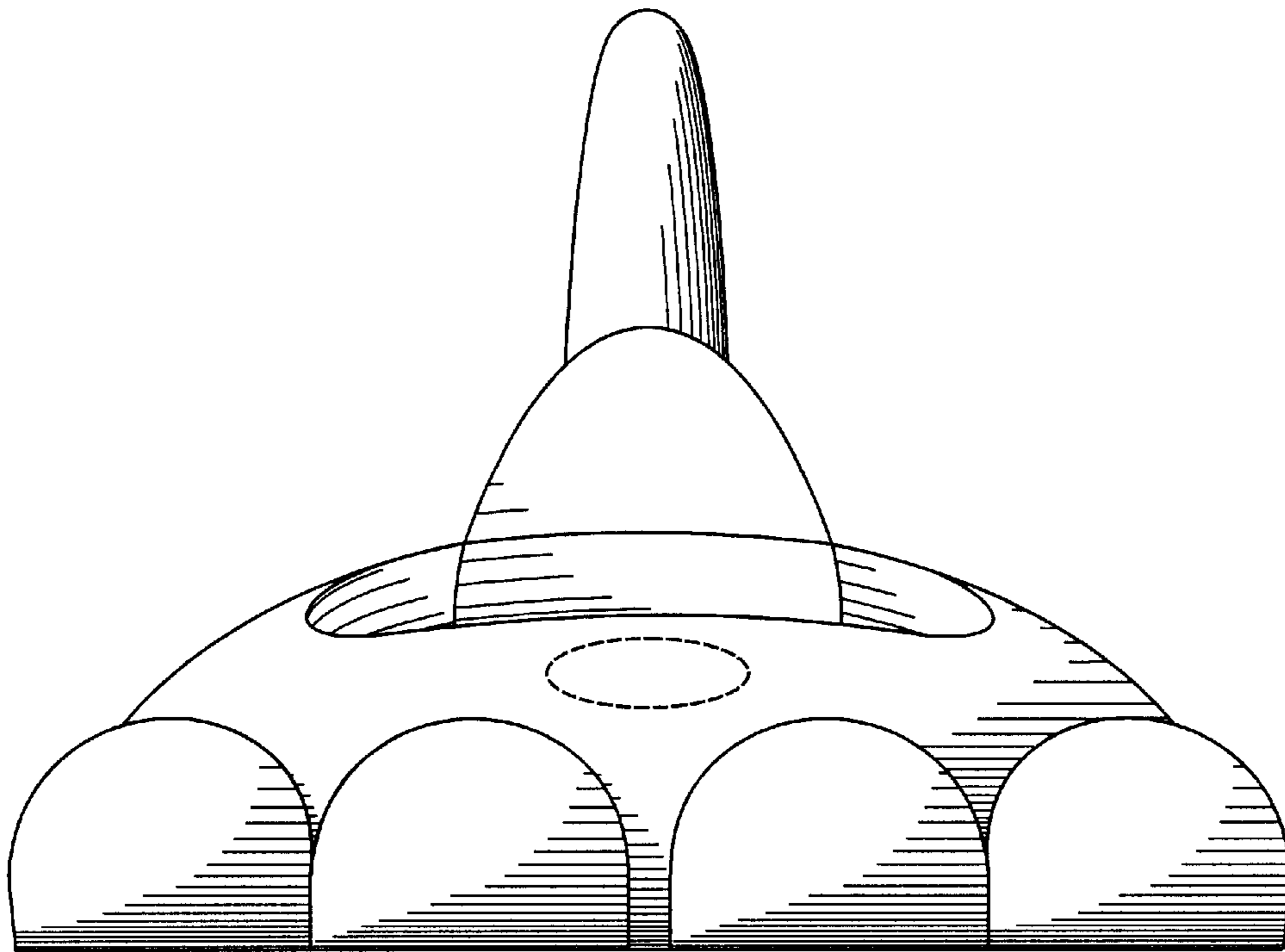


FIG. 5