

US00D537799S

(12) **United States Design Patent**
Inoue

(10) **Patent No.:** **US D537,799 S**
(45) **Date of Patent:** **** Mar. 6, 2007**

(54) **TELEVISION RECEIVER**

(75) Inventor: **Takashi Inoue**, Ikoma (JP)

(73) Assignee: **Matsushita Electric Industrial Co., Ltd.**, Osaka (JP)

(**) Term: **14 Years**

(21) Appl. No.: **29/203,302**

(22) Filed: **Apr. 13, 2004**

(30) **Foreign Application Priority Data**
Dec. 25, 2003 (JP) 2003-38128

(51) **LOC (8) Cl.** **14-03**

(52) **U.S. Cl.** **D14/126**

(58) **Field of Classification Search** D14/125-135,
D14/239, 379, 371, 374, 375, 376, 113, 492;
D13/151, 153; 312/7.2; 348/836, 838, 180,
348/184, 325, 739; 341/12; 248/917-924;
345/104, 133, 156, 168, 87, 173; 349/1, 2,
349/11, 62

See application file for complete search history.

D454,845 S 3/2002 Niitsu
D458,236 S 6/2002 Bong et al.
D458,237 S 6/2002 Niitsu
D473,538 S * 4/2003 Powell et al. D14/188
D473,854 S * 4/2003 Powell et al. D14/188
D476,632 S 7/2003 Inoue et al.
D481,019 S * 10/2003 Storti et al. D14/125
D487,433 S * 3/2004 Kanatani D14/126
D492,291 S * 6/2004 Takahashi et al. D14/239
D492,673 S * 7/2004 Asawa et al. D14/239

FOREIGN PATENT DOCUMENTS

JP	D970972	12/1996
JP	D1007923	4/1998
JP	D1010556	5/1998
JP	D1010557	5/1998
JP	D1066090	4/2000
JP	D1076470	6/2000
JP	D1078664	7/2000
JP	D1170212	4/2003
JP	D1170909	4/2003

* cited by examiner

Primary Examiner—Philip Hyder
Assistant Examiner—Randall H. Gholson
(74) *Attorney, Agent, or Firm*—Brinks Hofer Gilson & Lione

(56) **References Cited**
U.S. PATENT DOCUMENTS

D354,743 S 1/1995 Vieira
D374,664 S * 10/1996 Nelson et al. D14/439
D382,259 S 8/1997 Nagai et al.
D392,628 S 3/1998 Hayashi
D394,248 S 5/1998 Duan
D395,453 S 6/1998 Kawasaki et al.
D395,454 S 6/1998 Hayashi
D396,222 S 7/1998 Morgan et al.
D398,911 S 9/1998 Lin
D403,309 S 12/1998 Takemasa et al.
D416,264 S * 11/1999 Althans et al. D14/257
D417,659 S 12/1999 Takemasa
D419,142 S * 1/2000 Lampatz D14/448
D424,068 S 5/2000 Takemasa
D434,738 S 12/2000 Takemasa
D443,254 S * 6/2001 Jensen et al. D14/125

(57) **CLAIM**

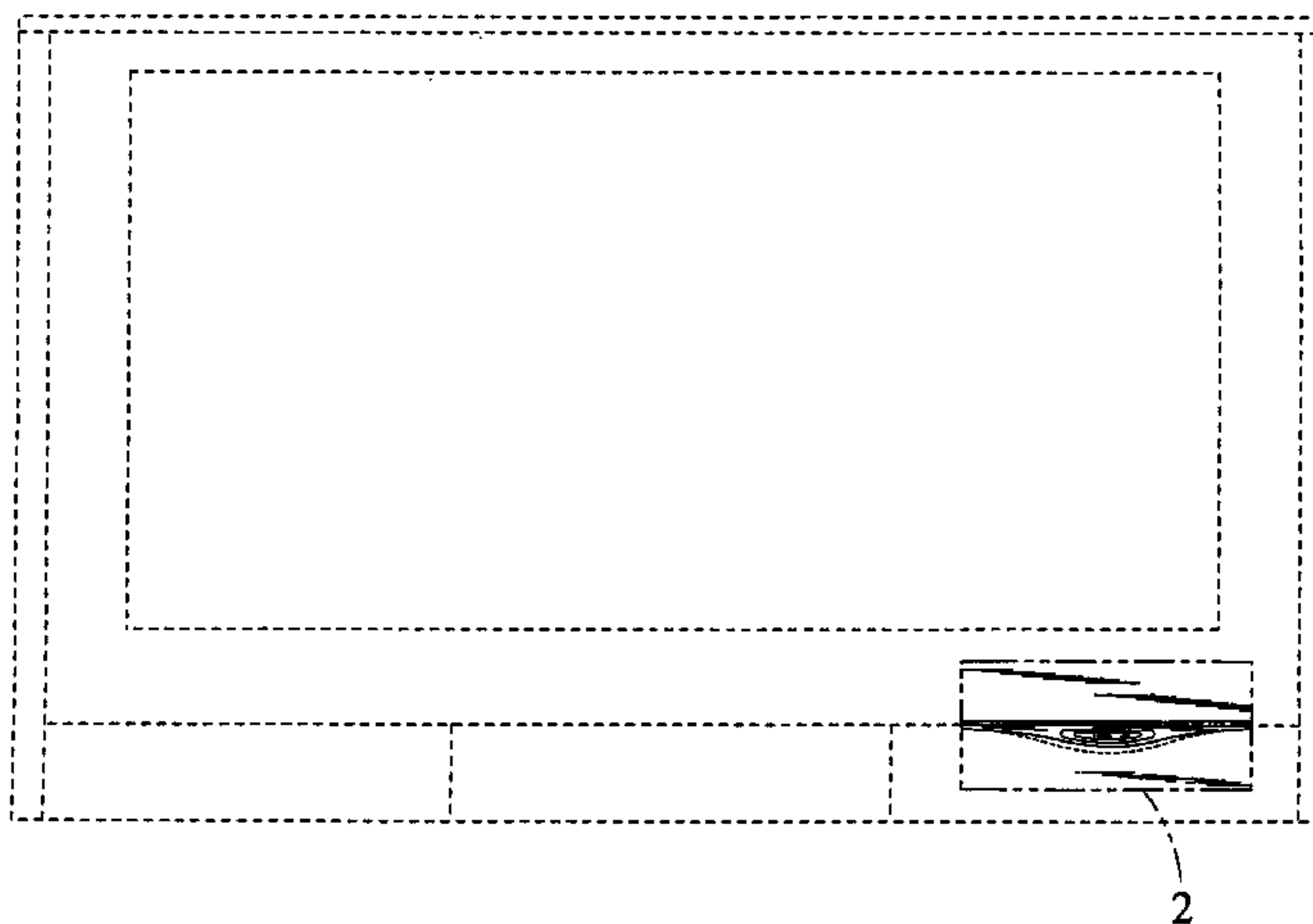
I claim the ornamental design for a television receiver, as shown and described.

DESCRIPTION

FIG. 1 is a front view of a television receiver of the present invention; and,
FIG. 2 is a magnified view of the indicated portion of FIG. 1.

The ornamental design which is claimed is shown in solid lines in the drawings. Any broken lines in the drawings are for illustrative purposes only and form no part of the claimed design.

1 Claim, 2 Drawing Sheets



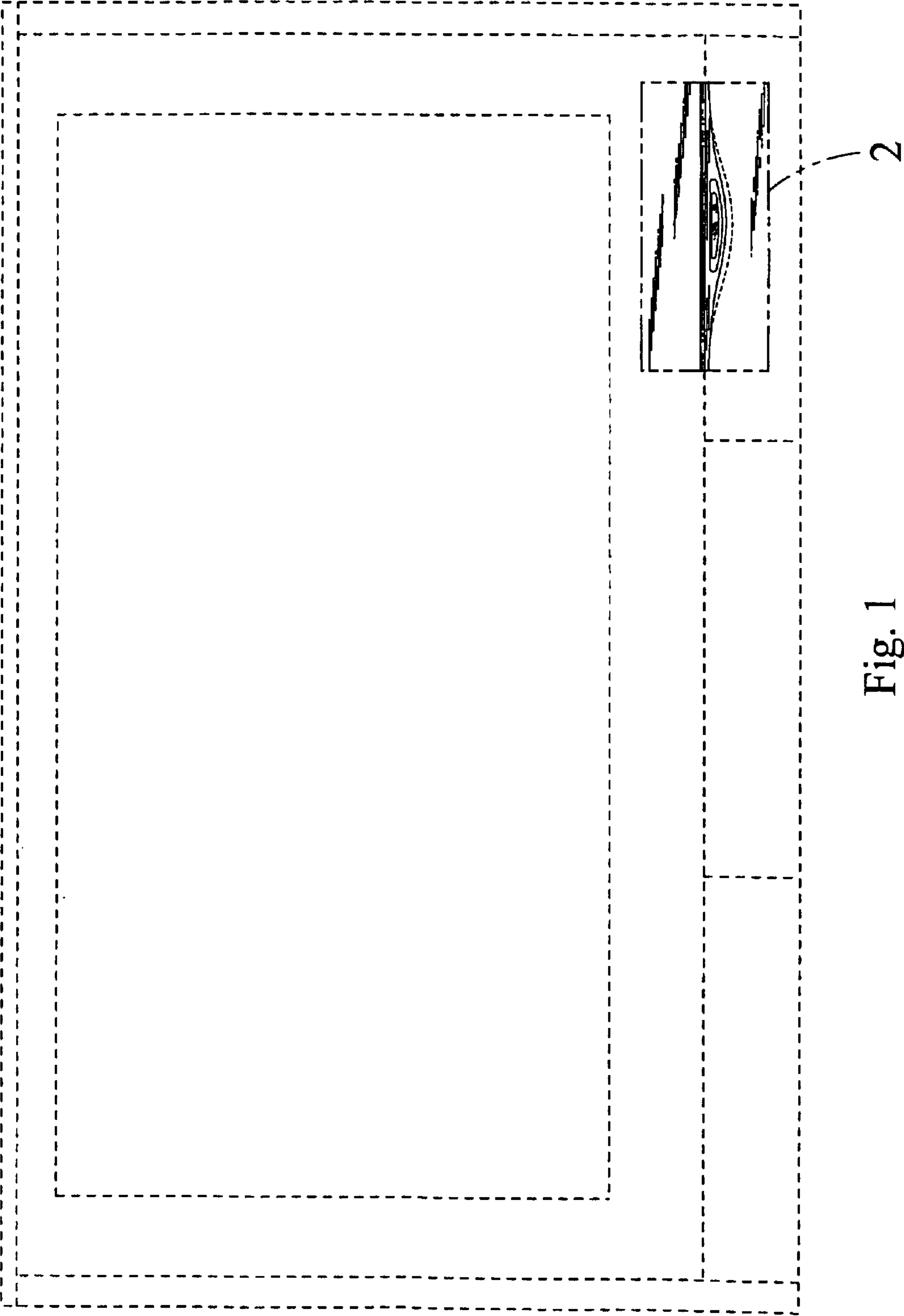


Fig. 1

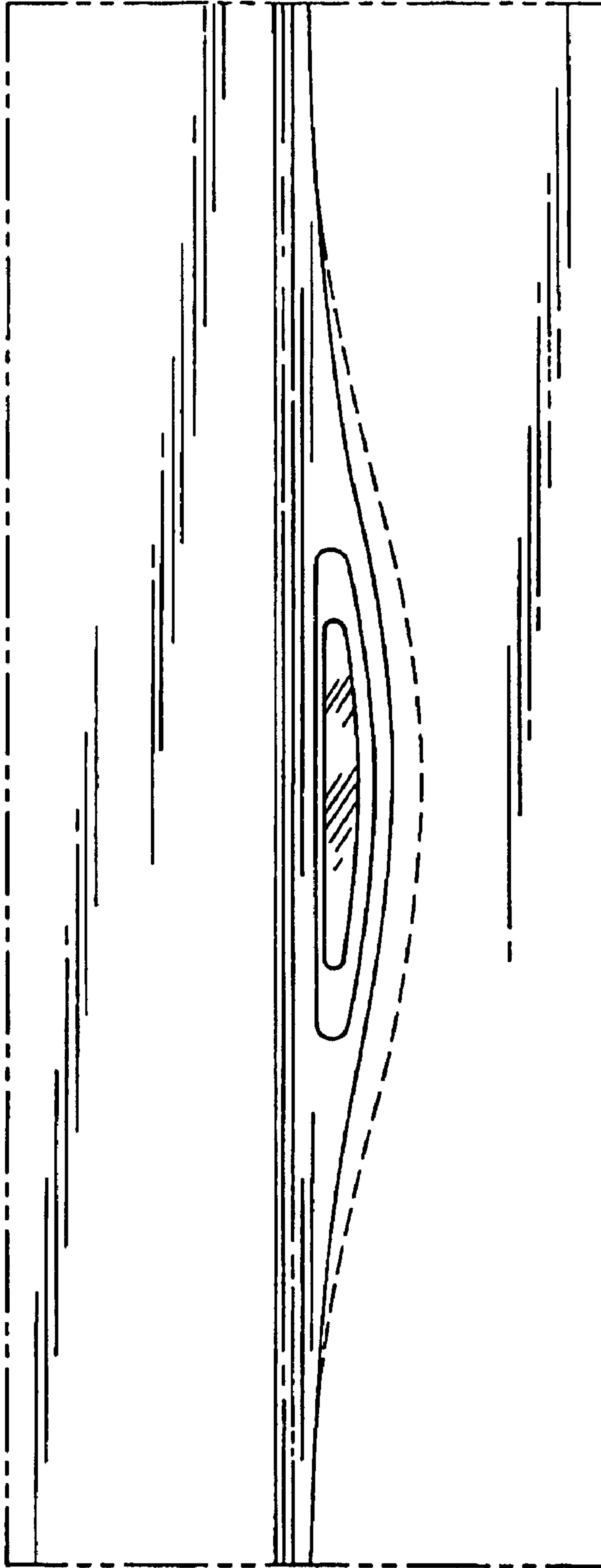


Fig. 2