



US00D537777S

(12) **United States Design Patent**  
**Hargreaves**

(10) **Patent No.:** **US D537,777 S**

(45) **Date of Patent:** **\*\* Mar. 6, 2007**

(54) **HOUSING EXTRUSION FOR REMOTE BALLAST**

(75) Inventor: **Craig Hargreaves**, Vancouver, WA (US)

(73) Assignee: **IP Holdings LLC**, Vancouver, WA (US)

(\*\*) Term: **14 Years**

(21) Appl. No.: **29/240,066**

(22) Filed: **Oct. 11, 2005**

(51) **LOC (8) Cl.** ..... **13-02**

(52) **U.S. Cl.** ..... **D13/110**

(58) **Field of Classification Search** ..... D13/110,  
D13/101, 118, 122, 184, 199; 174/50; 336/90,  
336/96; 361/674; 362/216, 217, 220-225;  
363/15

See application file for complete search history.

(56) **References Cited**

**U.S. PATENT DOCUMENTS**

3,197,545	A	*	7/1965	Moore	.....	174/559
D213,580	S	*	3/1969	Osborne	.....	D26/63
3,741,292	A	*	6/1973	Aakalu et al.	.....	165/104.21
4,413,674	A	*	11/1983	Avery et al.	.....	165/104.33
4,471,898	A	*	9/1984	Parker	.....	228/20.5
4,745,966	A	*	5/1988	Avery	.....	165/104.33
4,924,152	A	*	5/1990	Flickinger	.....	315/363
5,140,225	A	*	8/1992	Barton	.....	315/210

5,446,617	A	*	8/1995	Blocher et al.	.....	361/674
D373,625	S	*	9/1996	Pereira	.....	D23/364
D387,333	S	*	12/1997	Pellow et al.	.....	D13/184
5,894,884	A	*	4/1999	Durian et al.	.....	165/132
D432,639	S	*	10/2000	Durian et al.	.....	D23/387
D477,568	S	*	7/2003	Milby	.....	D13/110
D478,547	S	*	8/2003	Milby	.....	D13/110

\* cited by examiner

*Primary Examiner*—Prabhakar Deshmukh

*Assistant Examiner*—Derrick Holland

(74) *Attorney, Agent, or Firm*—Ireland at Law; Robert J. Ireland

(57) **CLAIM**


The ornamental design for a housing extrusion for remote ballast, as shown and described.

**DESCRIPTION**

FIG. 1 is a perspective view of a housing extrusion for remote ballast, showing my new design; FIG. 2 is a front side view thereof; FIG. 3 is a back side view thereof; FIG. 4 is a top plan view thereof; FIG. 5 is a bottom plan view thereof; FIG. 6 is a left side view thereof; and, FIG. 7 is a right side view thereof.

The broken lines showing is for illustrative purposes only and forms no part of the claimed design.

**1 Claim, 7 Drawing Sheets**





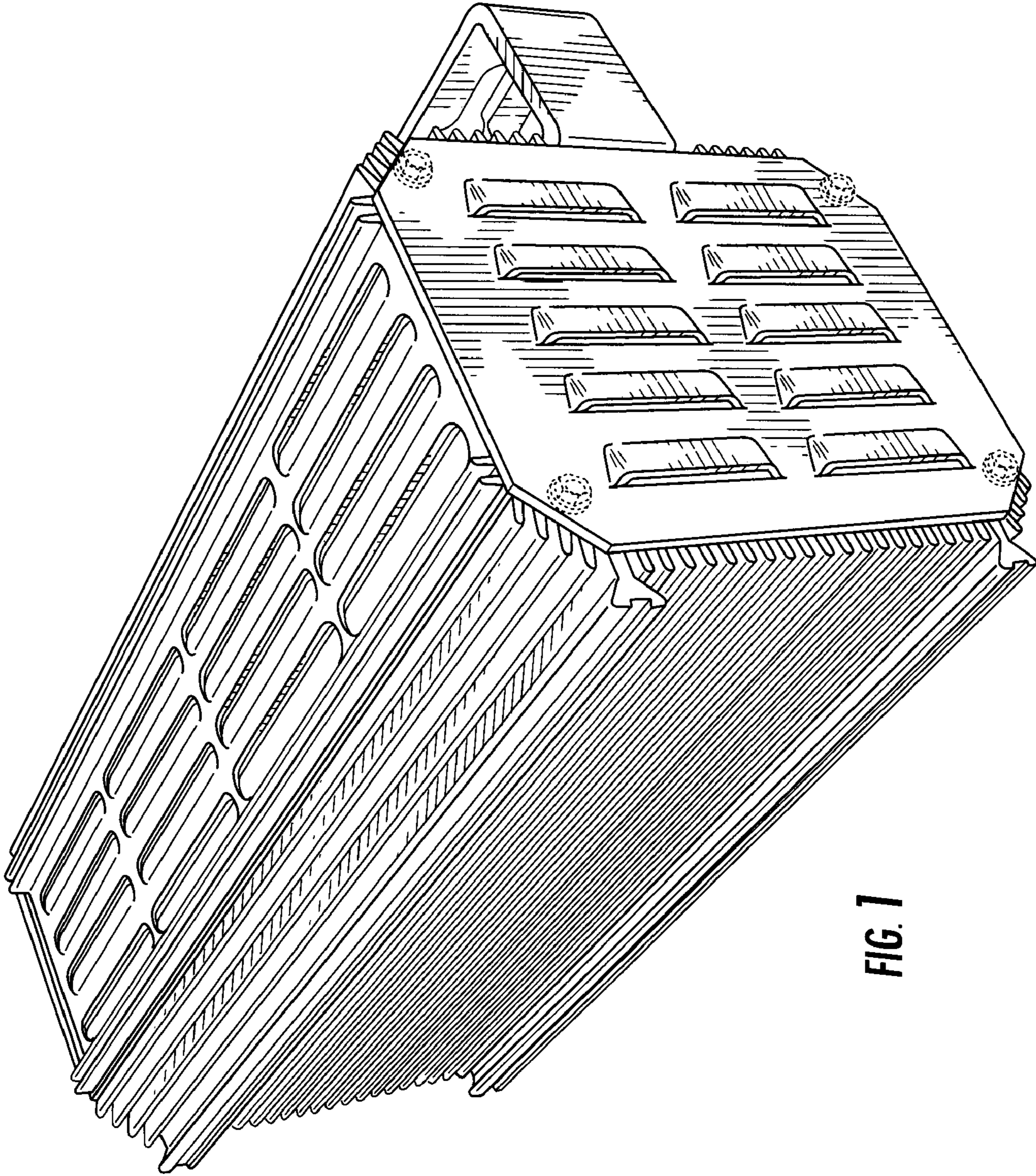


FIG. 1




FIG. 2




FIG. 3



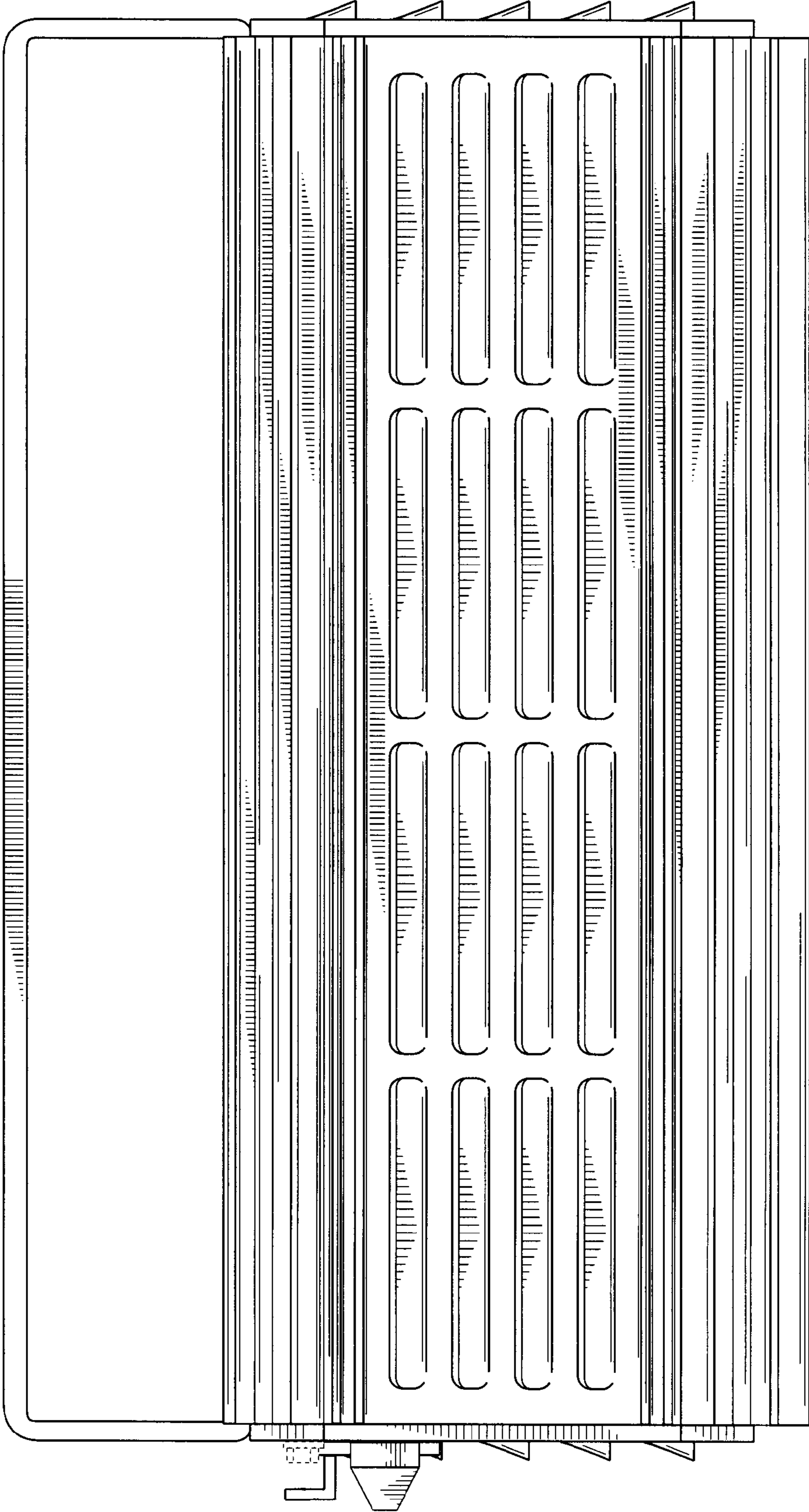


FIG. 4

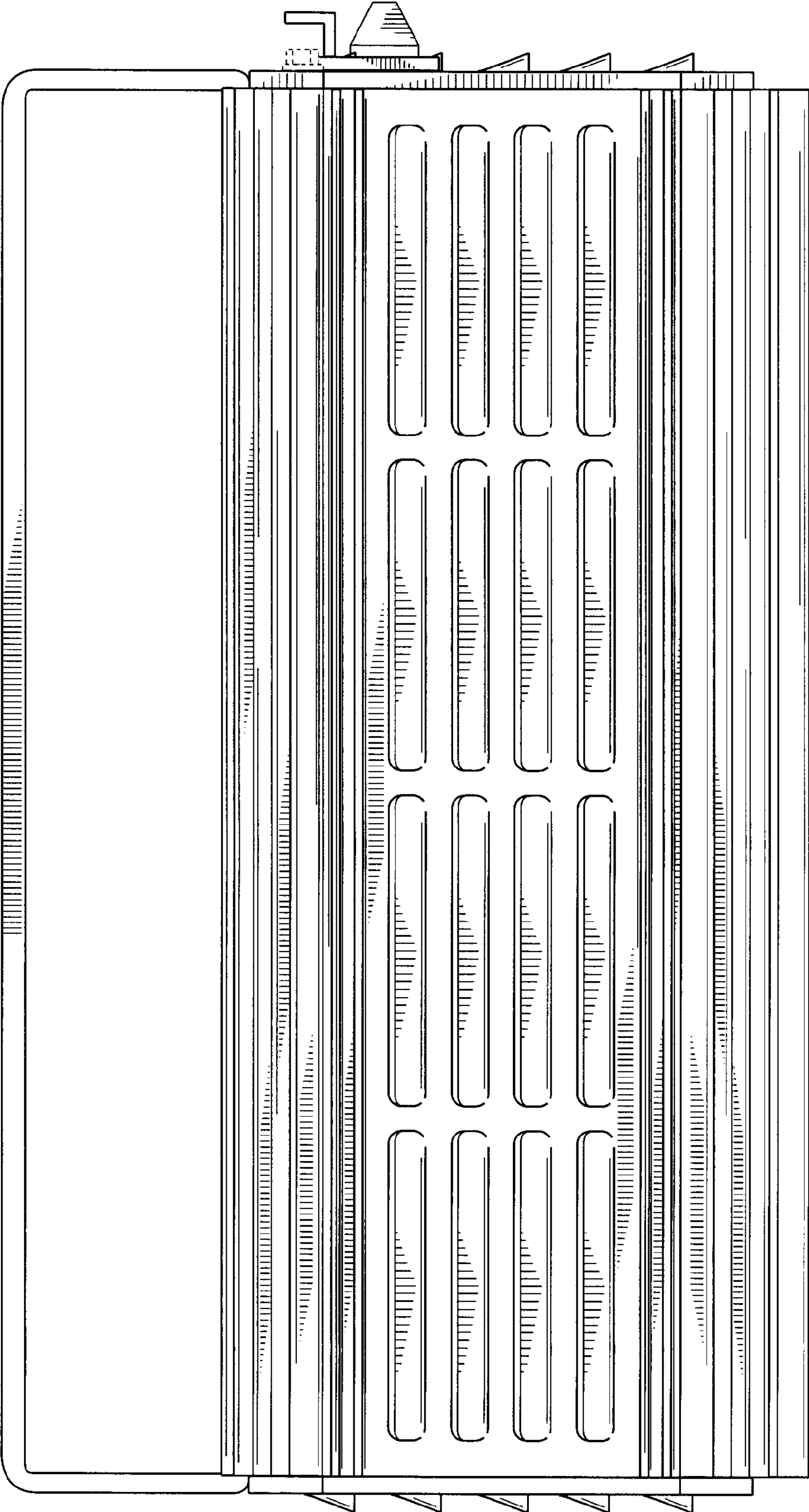


FIG. 5

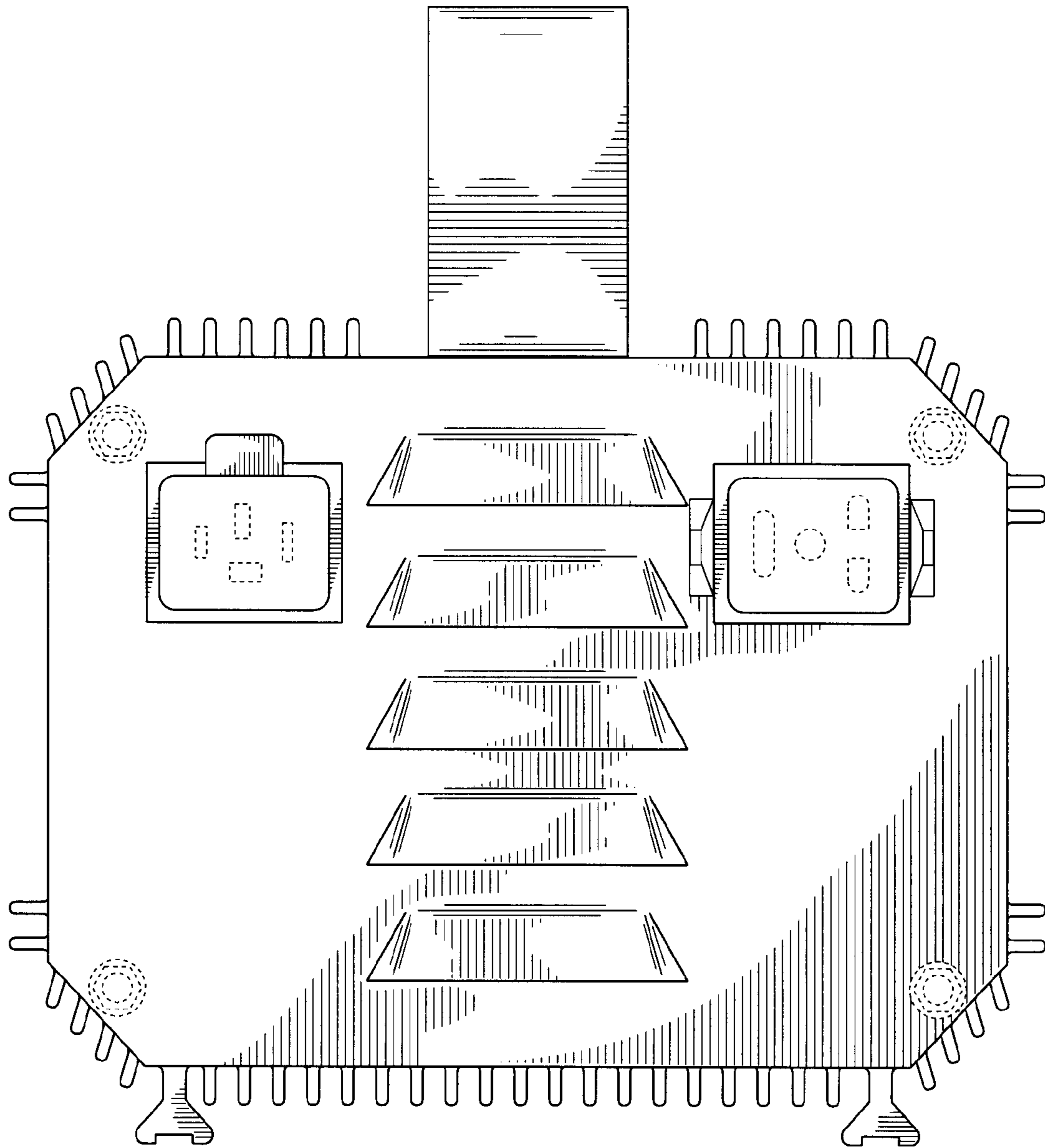


FIG. 6

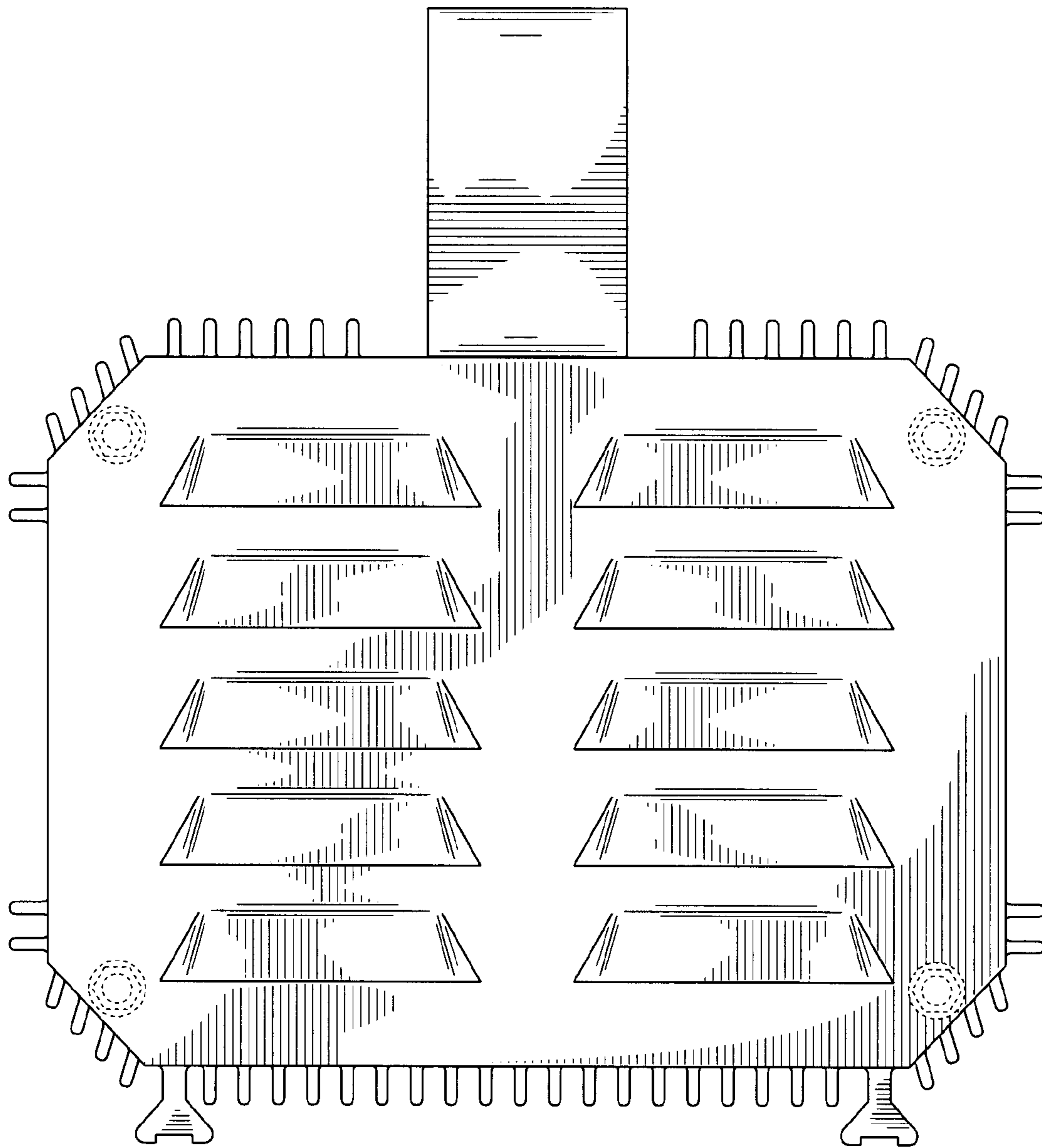


FIG. 7