



US00D537773S

(12) **United States Design Patent**
Motta et al.

(10) **Patent No.:** **US D537,773 S**
(45) **Date of Patent:** **** Mar. 6, 2007**

(54) **TIRE TREAD FOR PNEUMATIC TIRE**
(75) Inventors: **Jean-Jacques Motta**, Le Cendre (FR);
Daniel Noailly, Blanzat (FR)
(73) Assignee: **Michelin Recherche et Technique**
S.A., Granges-Paccot (CH)
(**) Term: **14 Years**

D454,535 S * 3/2002 Kemp, Jr. D12/583
D496,329 S * 9/2004 Thomas et al. D12/583
D500,287 S * 12/2004 Gojo D12/586

OTHER PUBLICATIONS

Bridgestone R294 Tire, 2004 Tread Design Guide, Jan.
2004, p. 110. 2/2.*
Matador TH 1 TRLR Tire, 2004 Tread Design Guide, Jan.
2004, p. 130. 1/1.*

* cited by examiner

Primary Examiner—Robert M. Spear
(74) *Attorney, Agent, or Firm*—Buchanan Ingersoll &
Rooney PC

(21) Appl. No.: **29/235,501**
(22) Filed: **Aug. 3, 2005**

(30) **Foreign Application Priority Data**

Feb. 3, 2005 (FR) 05 0736

(51) **LOC (8) Cl.** **12-15**
(52) **U.S. Cl.** **D12/587**
(58) **Field of Classification Search** D12/583,
D12/587, 599, 600, 602, 900; 152/209.1,
152/209.9, 209.16, 209.18, 209.25
See application file for complete search history.

(57) **CLAIM**

The ornamental design for a tire tread for pneumatic tire, as
shown and described.

DESCRIPTION

FIG. 1 is a front elevational view of a tire tread for
pneumatic tire showing our new design, it being understood
that the tire pattern repeats circumferentially throughout the
outer circumference.

FIG. 2 is a perspective view of one side of the tire tread as
shown in FIG. 1, wherein the other side is a mirror image.

FIG. 3 is an enlarged fragmentary front view of the tire
tread; and,

FIG. 4 is a side elevational view of one side of the tire tread
shown in FIG. 1, it being understood that the other side is a
mirror image of FIG. 3.

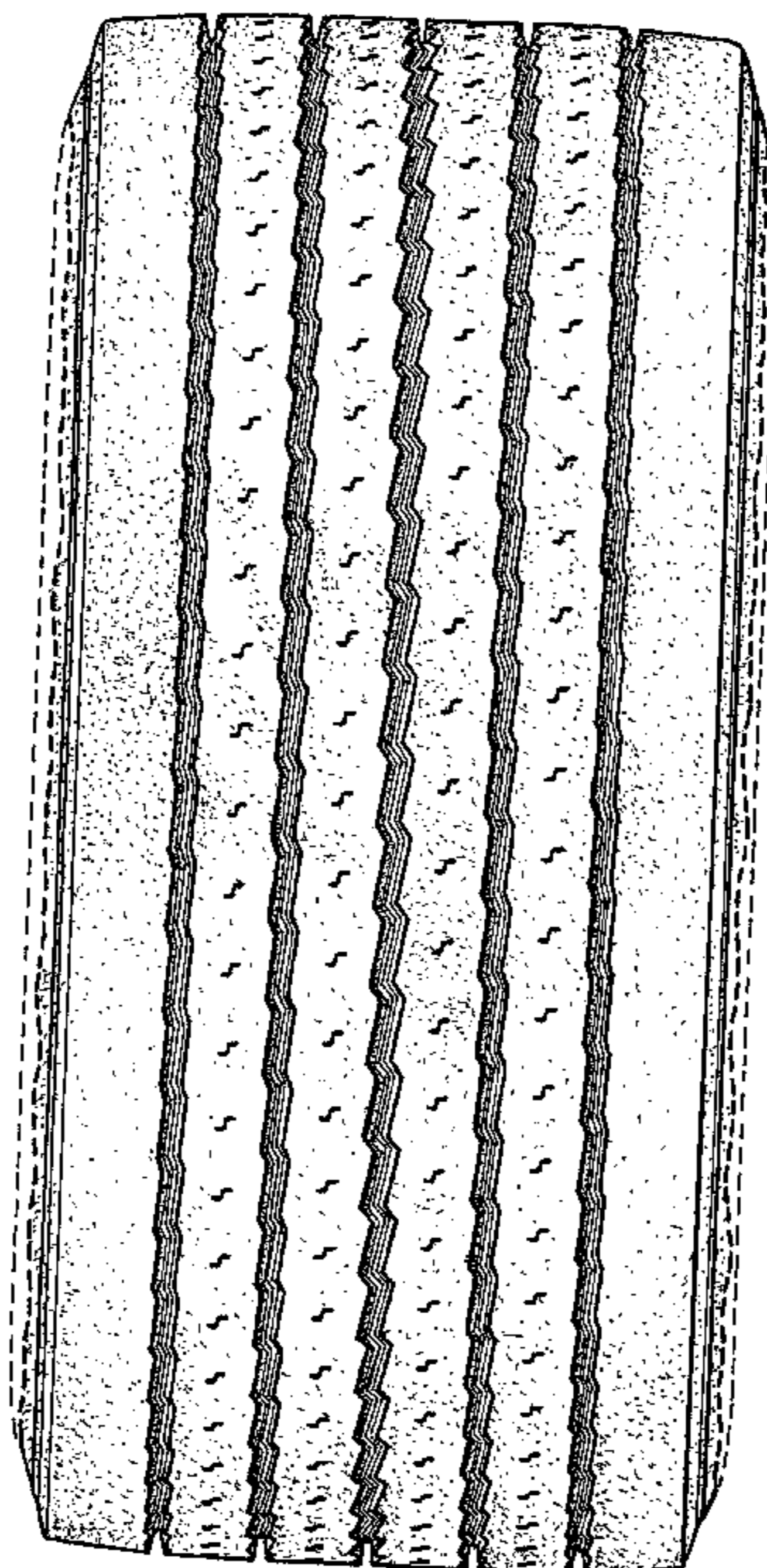
In the drawings, the broken line environmental showing of
a tire sidewall and inner bead and the broken line peripheral
boundary between the tire shoulder and sidewall form no
part of the claimed design.

(56) **References Cited**

U.S. PATENT DOCUMENTS

2,236,903 A * 4/1941 Hale 152/209.1
2,308,467 A * 1/1943 Kovacs 152/209.18
D202,605 S * 10/1965 Humphries D12/583
D210,438 S * 3/1968 Hawkinson D12/587
D219,327 S * 11/1970 Ravenhall D12/587
D220,739 S * 5/1971 Bartlett D12/587
D261,380 S * 10/1981 Amarger D12/587
D289,509 S * 4/1987 Ghilardi D12/587
D290,103 S * 6/1987 Makino et al. D12/583
D308,954 S * 7/1990 Enoki D12/582
D388,030 S * 12/1997 Schuster D12/586
D390,170 S * 2/1998 Stone et al. D12/590

1 Claim, 3 Drawing Sheets



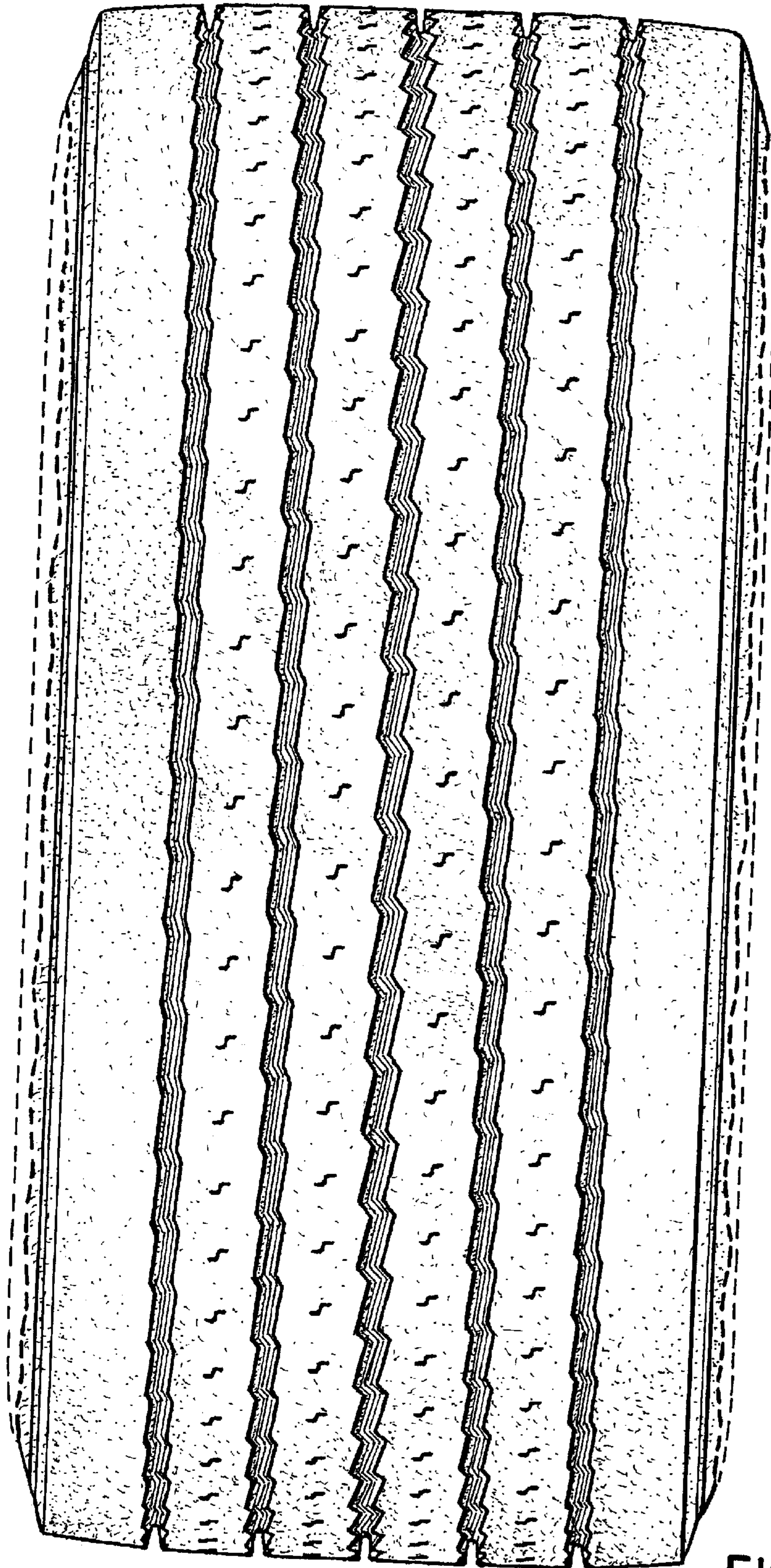


FIG. 1

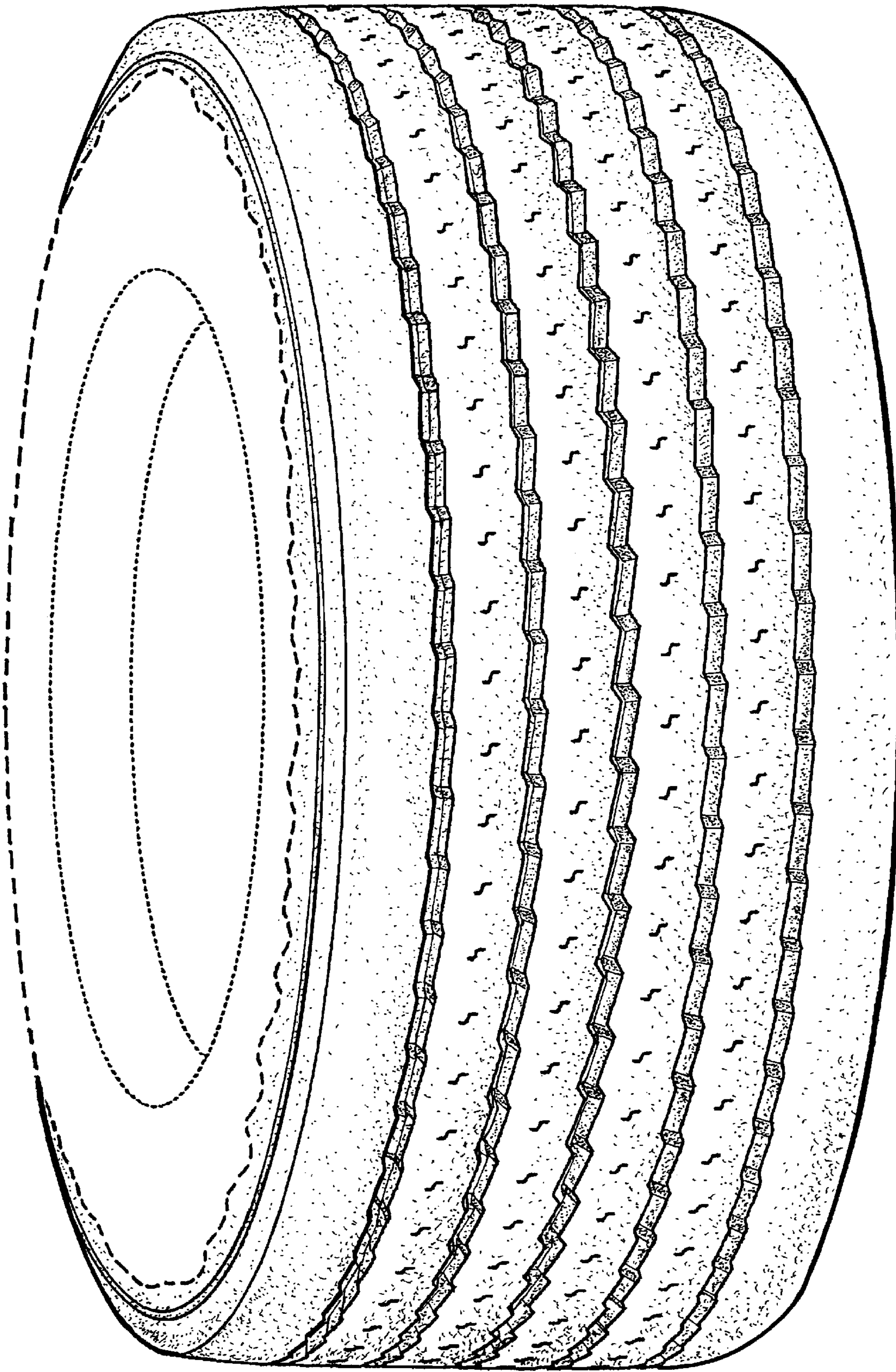


FIG . 2

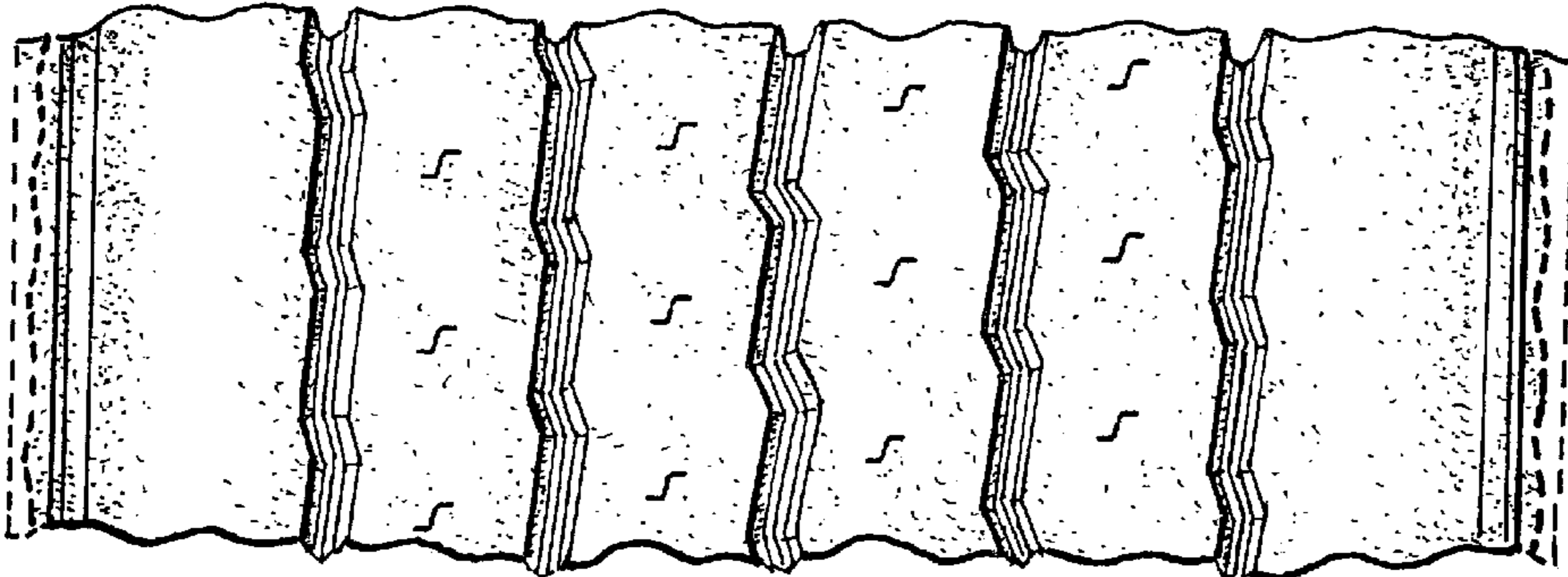


FIG. 3

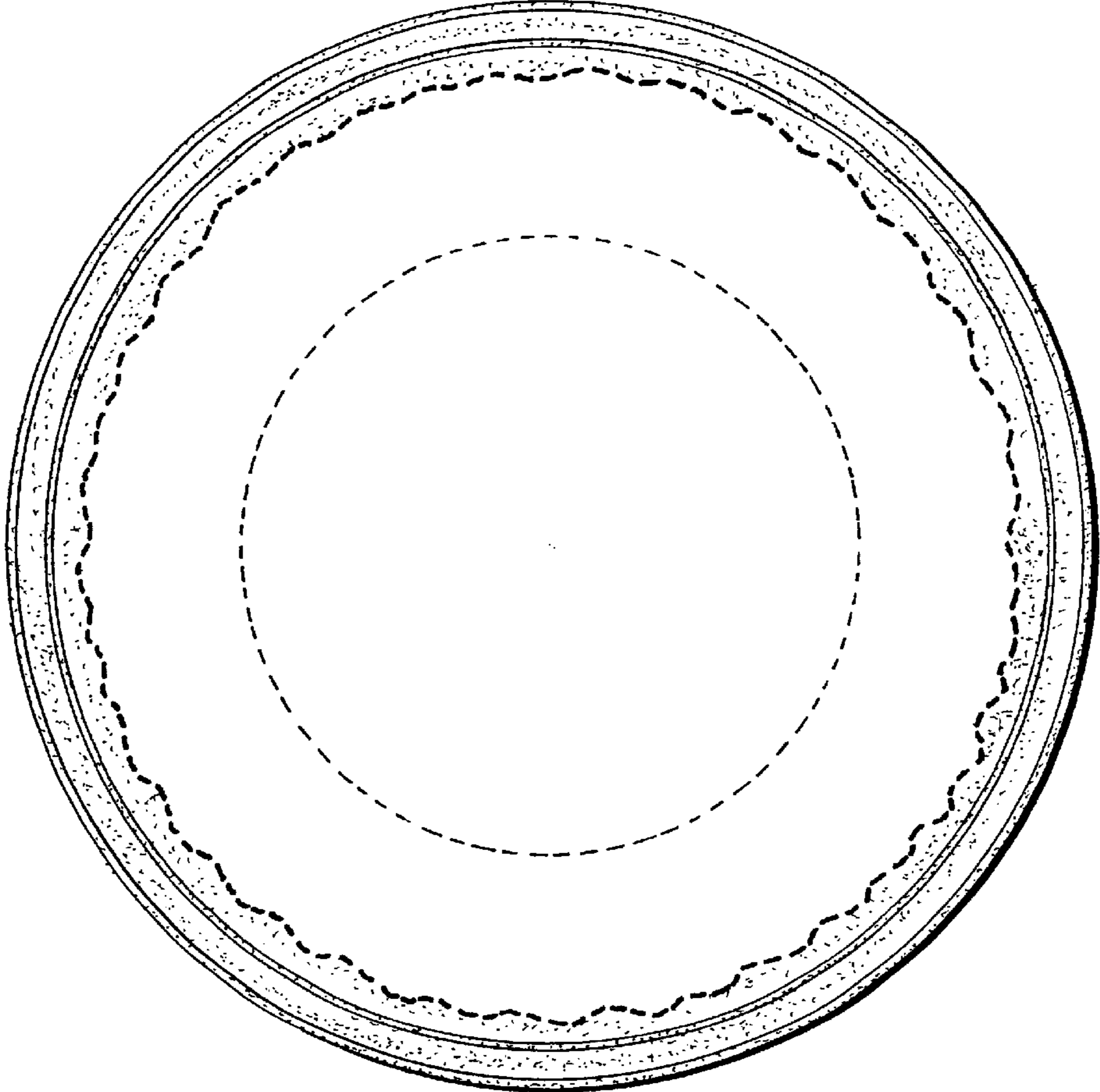


FIG. 4