



US00D537772S

(12) **United States Design Patent**  
**Martin**

(10) **Patent No.:** **US D537,772 S**

(45) **Date of Patent:** **\*\* Mar. 6, 2007**

(54) **ARTICLE RESTRAINT FOR USE IN A VEHICLE**

(76) Inventor: **Michael B. Martin**, 15718 Larkfield, Houston, TX (US) 77059

(\*\*) Term: **14 Years**

(21) Appl. No.: **29/245,424**

(22) Filed: **Dec. 21, 2005**

(51) **LOC (8) Cl.** ..... **12-16**

(52) **U.S. Cl.** ..... **D12/416**

(58) **Field of Classification Search** ..... D12/412, D12/415, 416, 423-425; D3/215; D30/153; 224/400-412, 309, 314, 324, 318, 329, 539, 224/275-277, 587, 524, 543; 206/388; 296/37.1-37.16; 410/100, 97, 96; 297/188.04-188.07, 188.12, 297/188.2, 191

See application file for complete search history.

(56) **References Cited**

**U.S. PATENT DOCUMENTS**

D288,550 S	*	3/1987	Chu	.....	D12/406
D359,473 S	*	6/1995	Haines	.....	D12/412
D398,796 S	*	9/1998	Fauchald et al.	.....	D12/415
D441,341 S	*	5/2001	Hassett et al.	.....	D12/416

D478,037 S	*	8/2003	Crisafi et al.	.....	D12/415
D494,128 S	*	8/2004	Berger	.....	D12/416
6,789,671 B2	*	9/2004	Morrison et al.	.....	206/388
D497,874 S	*	11/2004	Fialla-Dori	.....	D12/416

\* cited by examiner

*Primary Examiner*—Stacia Cadmus

(74) *Attorney, Agent, or Firm*—Browning Bushman P.C.

(57) **CLAIM**

The ornamental design for a article restraint for use in a vehicle, as shown and described.

**DESCRIPTION**

FIG. 1 is a top perspective view of an article restraint for use in a vehicle, showing my new design;

FIG. 2 is a bottom perspective view thereof;

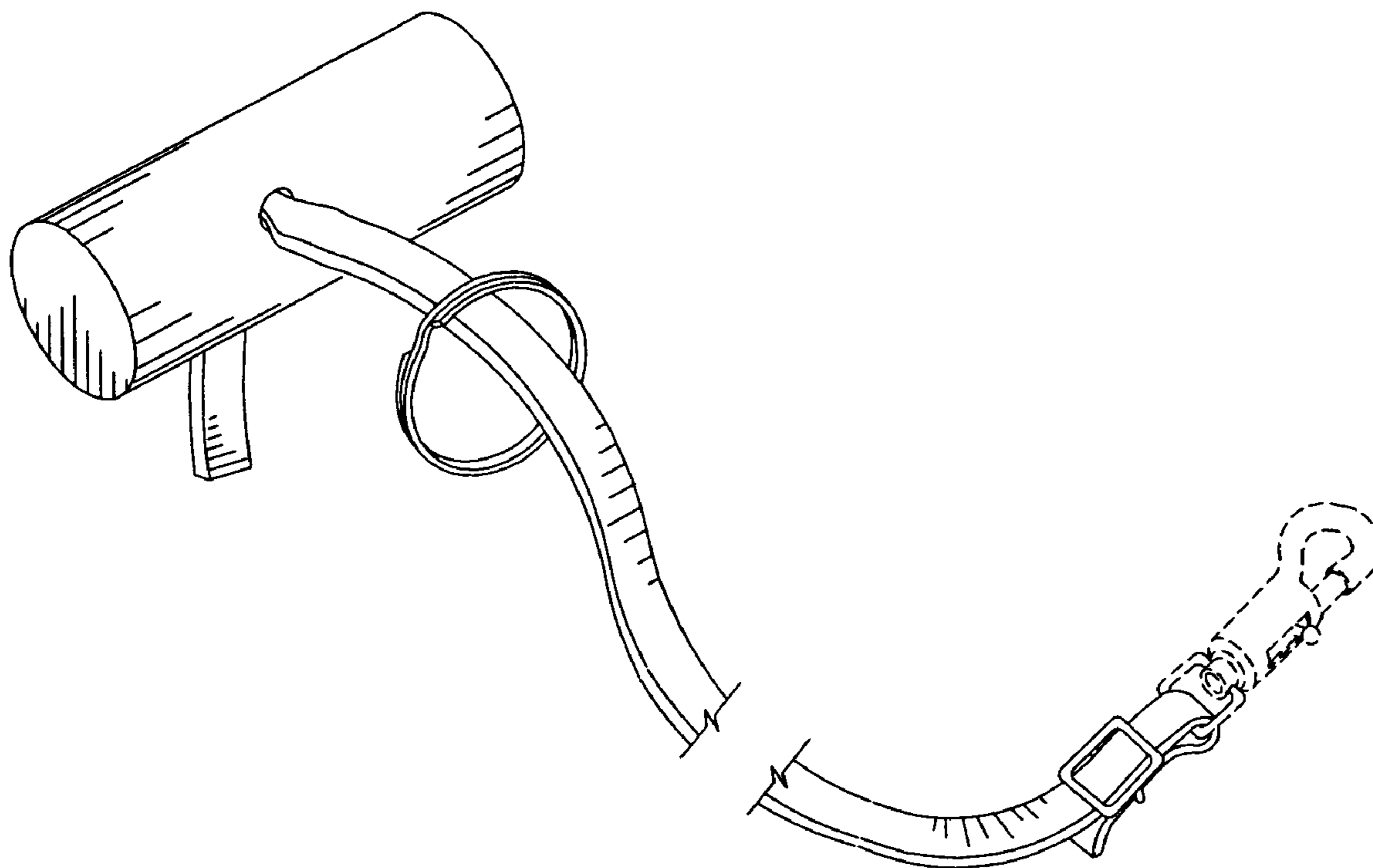
FIG. 3 is a top perspective view of a second embodiment of an article restraint for use in a vehicle showing my new design; and,

FIG. 4 is a bottom perspective view of FIG. 3.

The broken lines shown in all of the figures are for illustrative purposes only and form no part of the claimed design.

The strap portion of the article restraint for use in a vehicle is shown broken away to indicate indeterminate length.

**1 Claim, 2 Drawing Sheets**



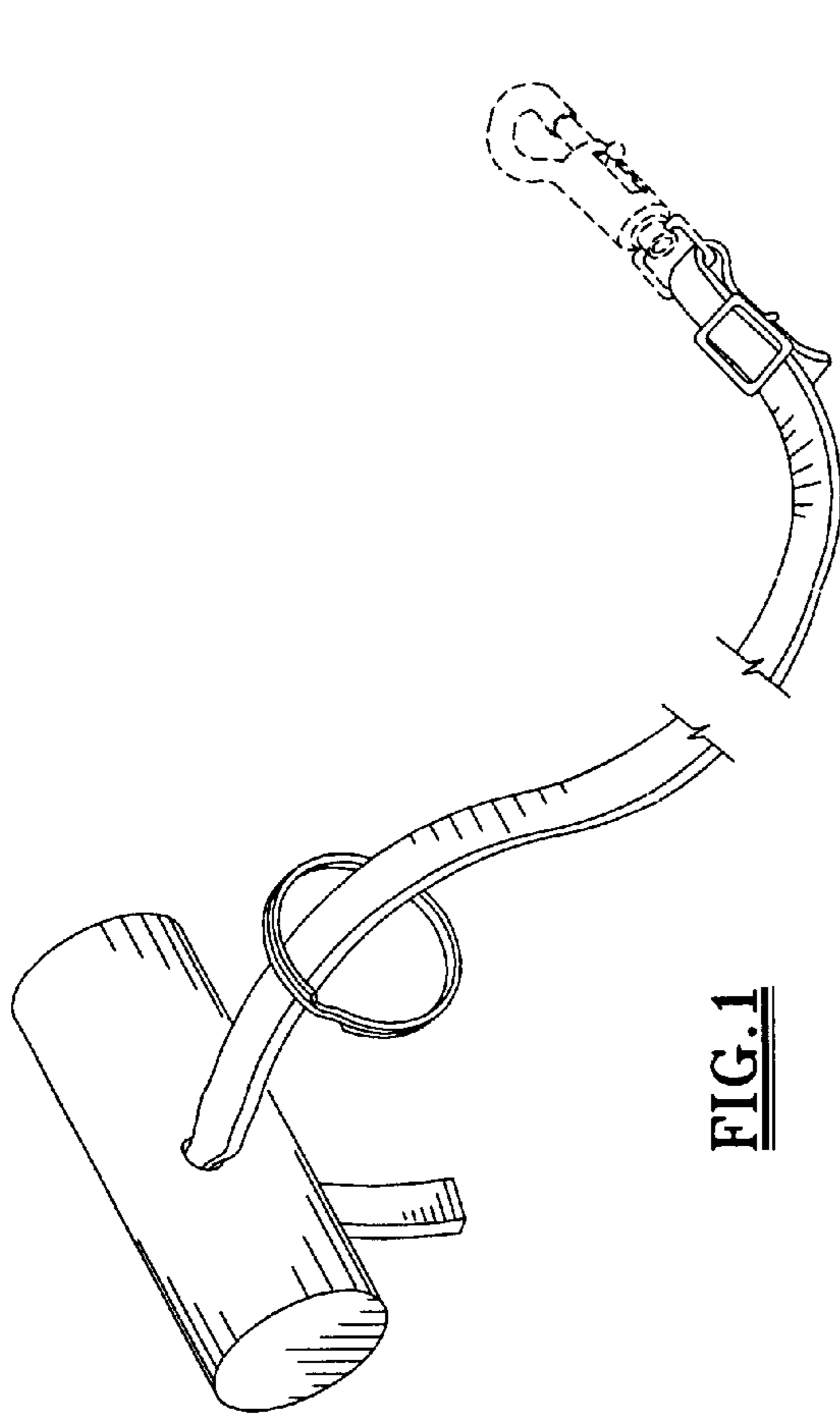


FIG. 1

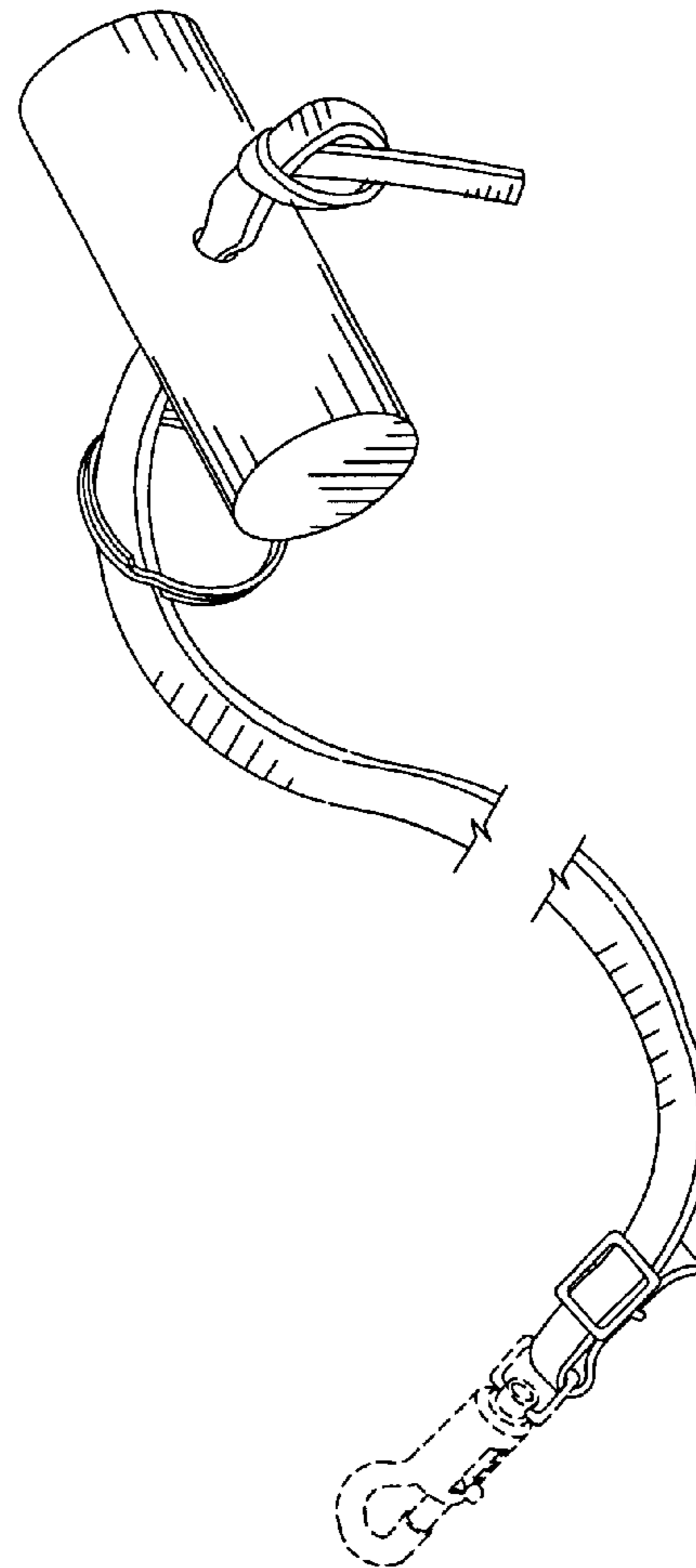


FIG. 2

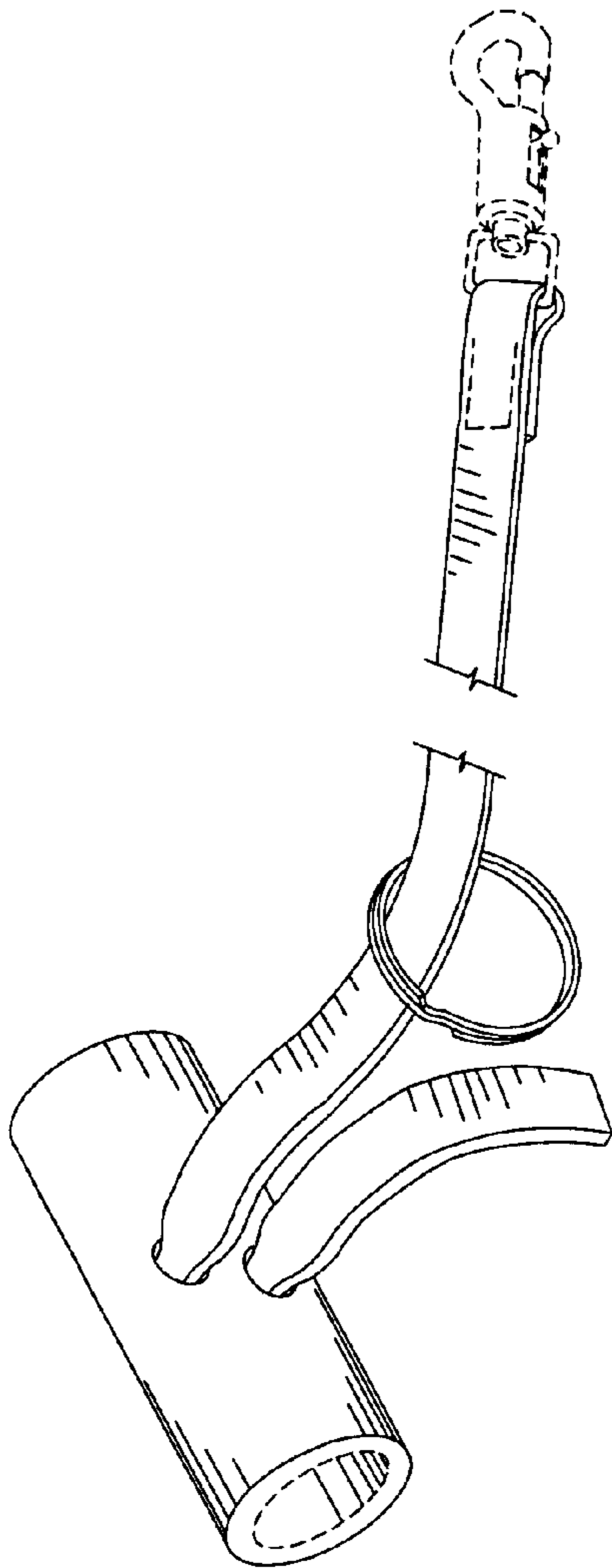


FIG. 3

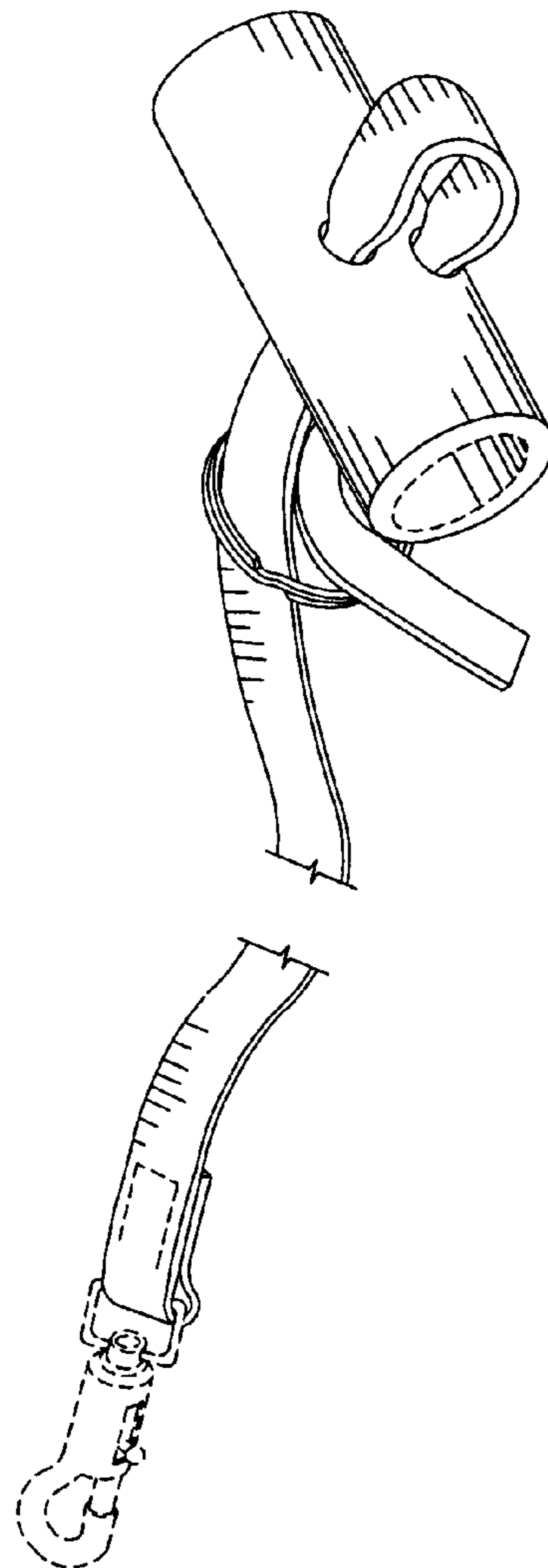


FIG. 4