



US00D537771S

(12) **United States Design Patent**  
**Pflieder**

(10) **Patent No.:** **US D537,771 S**

(45) **Date of Patent:** **\*\* Mar. 6, 2007**

(54) **FISHING ROD HOLDER**

(75) Inventor: **Kevin D. Pflieder**, Mooresville, NC  
(US)

(73) Assignee: **Fish Head LLC**, Mooresville, NC (US)

(\*\*) Term: **14 Years**

(21) Appl. No.: **29/215,161**

(22) Filed: **Oct. 14, 2004**

(51) **LOC (8) Cl.** ..... **12-16**

(52) **U.S. Cl.** ..... **D12/406; D22/147**

(58) **Field of Classification Search** ..... D12/157,  
D12/190, 406, 412, 415, 418; 296/37.8; 297/188.14-16;  
224/539, 553, 922, 929, 311; D22/147; 43/21.2;  
211/70.8; 294/159; D6/552; 312/245  
See application file for complete search history.

(56) **References Cited**

U.S. PATENT DOCUMENTS

2,554,650	A	*	5/1951	Waite	.....	224/323
2,721,680	A	*	10/1955	Steckman	.....	224/275
3,155,299	A	*	11/1964	Horne et al.	.....	224/311
3,421,632	A	*	1/1969	Wood	.....	211/70.8
3,731,817	A	*	5/1973	Fowlkes et al.	.....	211/70.8
3,792,775	A	*	2/1974	Riddle et al.	.....	211/70.8
3,889,860	A	*	6/1975	Lindsey	.....	294/143
4,003,612	A	*	1/1977	Munsell	.....	312/245
D272,785	S	*	2/1984	Rumbaugh	.....	D6/552
D272,787	S	*	2/1984	Rumbaugh	.....	D6/552
4,582,203	A	*	4/1986	Davis	.....	211/70.8
D303,192	S	*	9/1989	Bogar, III	.....	D6/552
4,881,674	A	*	11/1989	Medianik	.....	224/311
4,961,505	A	*	10/1990	Moeller	.....	211/70.8
5,094,351	A	*	3/1992	Barney	.....	211/70.8
5,544,797	A	*	8/1996	Silva	.....	224/311
5,632,427	A	*	5/1997	Gattuso et al.	.....	224/309
5,678,700	A	*	10/1997	Crosson, Jr.	.....	211/70.8
5,803,519	A	*	9/1998	Daigle	.....	294/159
5,979,102	A	*	11/1999	Sagryn	.....	43/21.2
D446,280	S	*	8/2001	Marriott	.....	D22/147
6,276,539	B1	*	8/2001	Richbourg	.....	211/70.8
6,360,902	B1	*	3/2002	Searles	.....	211/70.8

D461,762	S	*	8/2002	Scott	.....	D12/418
6,510,953	B2	*	1/2003	Daniels	.....	211/60.1
D486,779	S	*	2/2004	Alberti	.....	D12/406
6,910,592	B1	*	6/2005	Lindenmeyer	.....	211/70.8
6,932,224	B1	*	8/2005	Sandberg	.....	211/70.8
2005/0126063	A1	*	6/2005	Bowerman	.....	43/21.2

OTHER PUBLICATIONS

Picture of ceiling-mounted fishing rod rack: [www.burfish.com](http://www.burfish.com) (2 pages), Sep. 19, 2006.\*

Picture of ceiling-mounted fishing rod rack: [www.thesundeckonline.com](http://www.thesundeckonline.com) (2 pages), Sep. 19, 2006.\*

Picture of ceiling-mounted fishing rod rack: [www.e-bay.com](http://www.e-bay.com) (2 pages), Sep. 19, 2006.\*

\* cited by examiner

*Primary Examiner*—Caron D. Veynar

*Assistant Examiner*—Karen Eldridge Powers

(74) *Attorney, Agent, or Firm*—Everman Law Firm, PA;  
Gregory R. Everman

(57) **CLAIM**

The ornamental design for a fishing rod holder, as shown and described.

**DESCRIPTION**

FIG. 1 is a perspective view of the invented fishing rod holder, showing my new design having a front member and a rear member;

FIG. 2 is a front view of the rear member thereof;

FIG. 3 is a top view of the rear member thereof;

FIG. 4 is a rear view of the rear member thereof;

FIG. 5 is a bottom view of the rear member thereof;

FIG. 6 is a left side view of the rear member thereof;

FIG. 7 is a right side view of the rear member thereof;

FIG. 8 is a front view of the front member thereof;

FIG. 9 is a top view of the front member thereof;

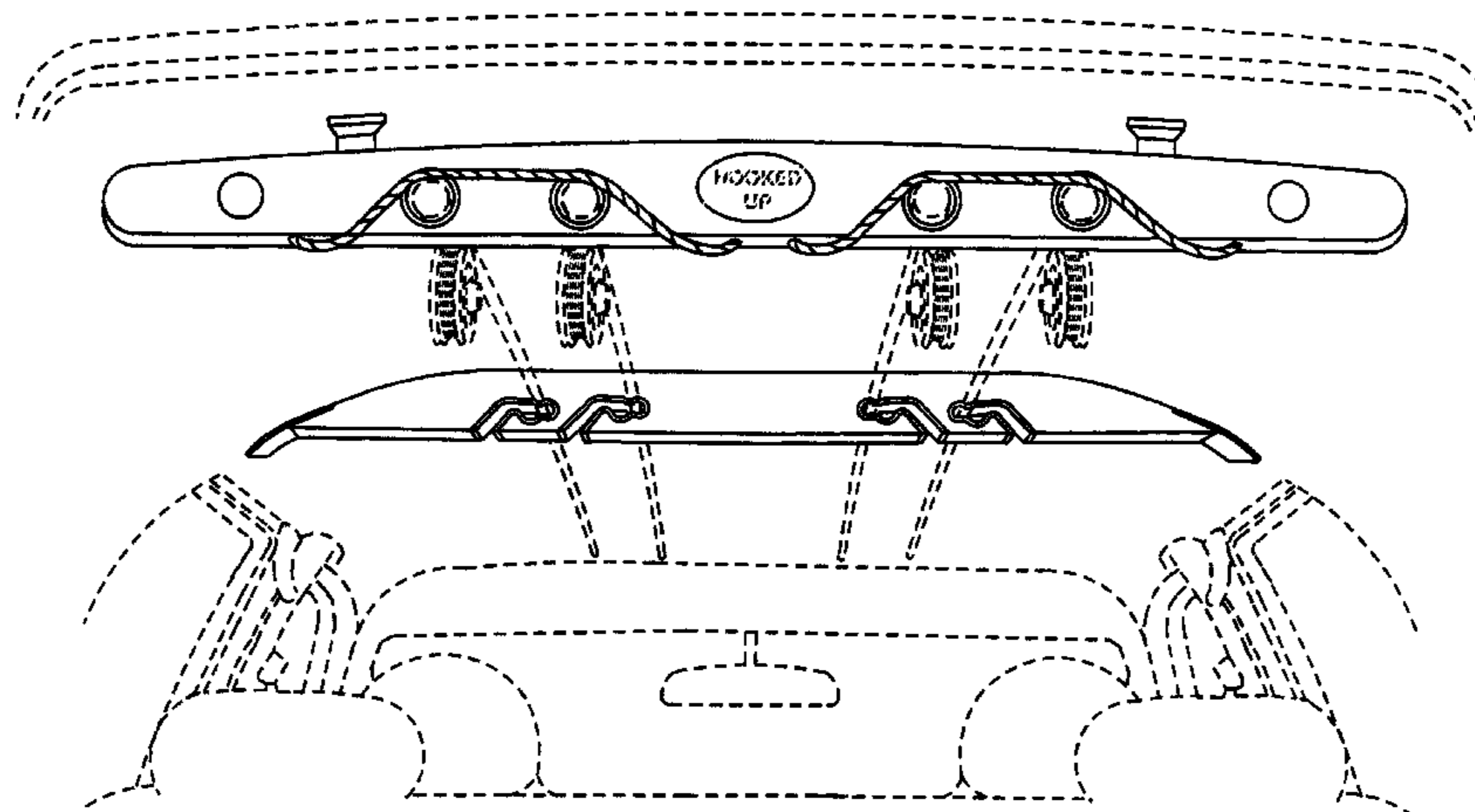
FIG. 10 is a rear view of the front member thereof;

FIG. 11 is a bottom view of the front member thereof;

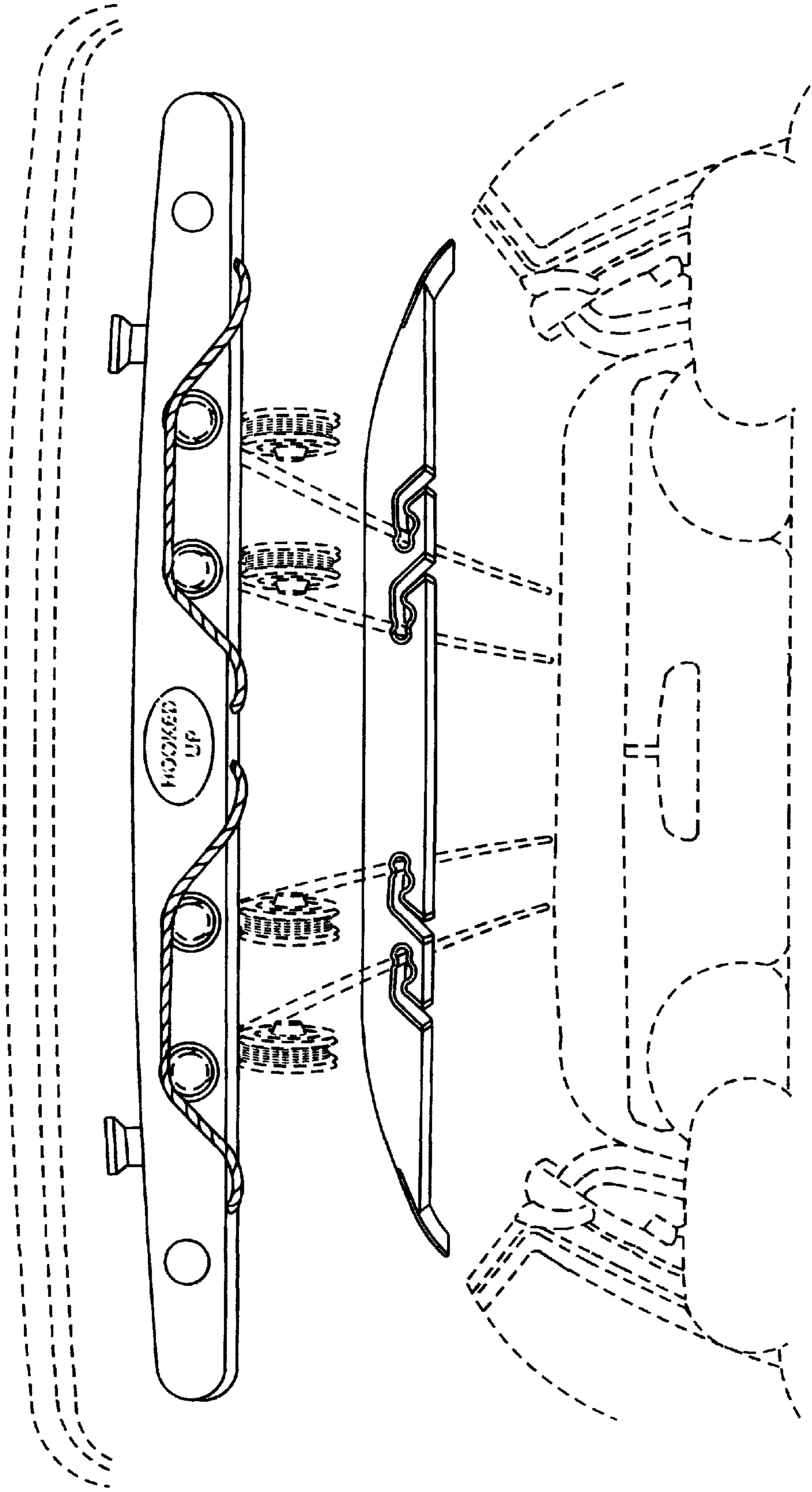
FIG. 12 is a left side view of the front member thereof; and,  
FIG. 13 is a right side view of the front member thereof.

The broken lines showing is for illustrative purposes only and forms no part of the claimed design.

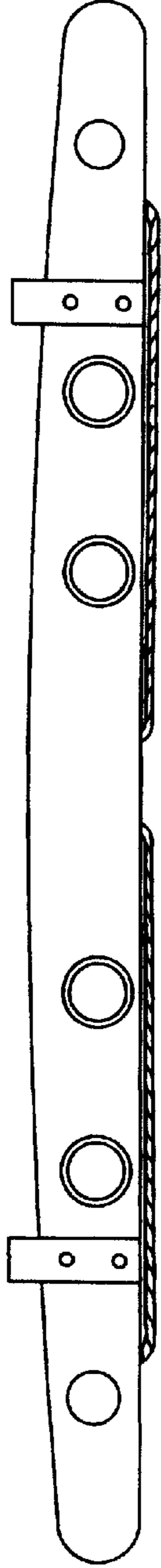
**1 Claim, 3 Drawing Sheets**



*Fig. 1*



*Fig. 2*



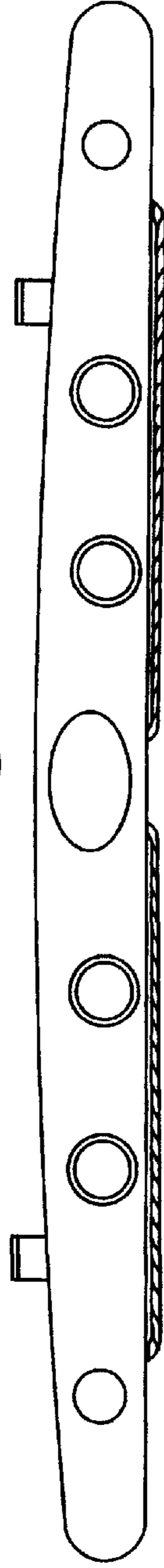
*Fig. 3*



*Fig. 7*



*Fig. 4*




*Fig. 6*



*Fig. 5*



*Fig. 8*



*Fig. 9*



*Fig. 12*



*Fig. 10*



*Fig. 13*



*Fig. 11*

