



US00D537770S

(12) **United States Design Patent**
Yamazaki et al.

(10) **Patent No.:** **US D537,770 S**
(45) **Date of Patent:** **** Mar. 6, 2007**

(54) **PORTION OF A VEHICLE INTERIOR LINING**

D475,963 S * 6/2003 Ellsaesser D12/221
D498,200 S * 11/2004 Hall et al. D12/221

(75) Inventors: **Yuichi Yamazaki**, Rancho Palos Verdes, CA (US); **Jamie Klopp**, Hermosa Beach, CA (US)

* cited by examiner

Primary Examiner—Melody N. Brown
(74) *Attorney, Agent, or Firm*—Plumsea Law Group, LLC; Mark E. Duell, Esq.

(73) Assignee: **Honda Motor Co., Ltd.**, Tokyo (JP)

(**) Term: **14 Years**

(57) **CLAIM**

The ornamental design for a portion of a vehicle interior lining, as shown and described.

(21) Appl. No.: **29/219,859**

(22) Filed: **Dec. 23, 2004**

DESCRIPTION

(51) **LOC (8) Cl.** **12-06**

(52) **U.S. Cl.** **D12/221**

(58) **Field of Classification Search** D12/221,
D12/98; 296/182.1, 183.1; 280/415.1, 423.1
See application file for complete search history.


FIG. 1 is a front, left perspective view of a portion of a vehicle interior lining showing our new design; FIG. 2 is a front, right perspective view thereof; FIG. 3 is a rear, left perspective view thereof; and, FIG. 4 is a rear, right perspective view thereof. The figures show the four sides and floor of the cargo area of a vehicle interior. FIGS. 1–2 show the side walls and the rear wall. FIGS. 3–4 show the side walls and the front wall.

(56) **References Cited**

U.S. PATENT DOCUMENTS

D474,717 S * 5/2003 Weber et al. D12/93

1 Claim, 2 Drawing Sheets



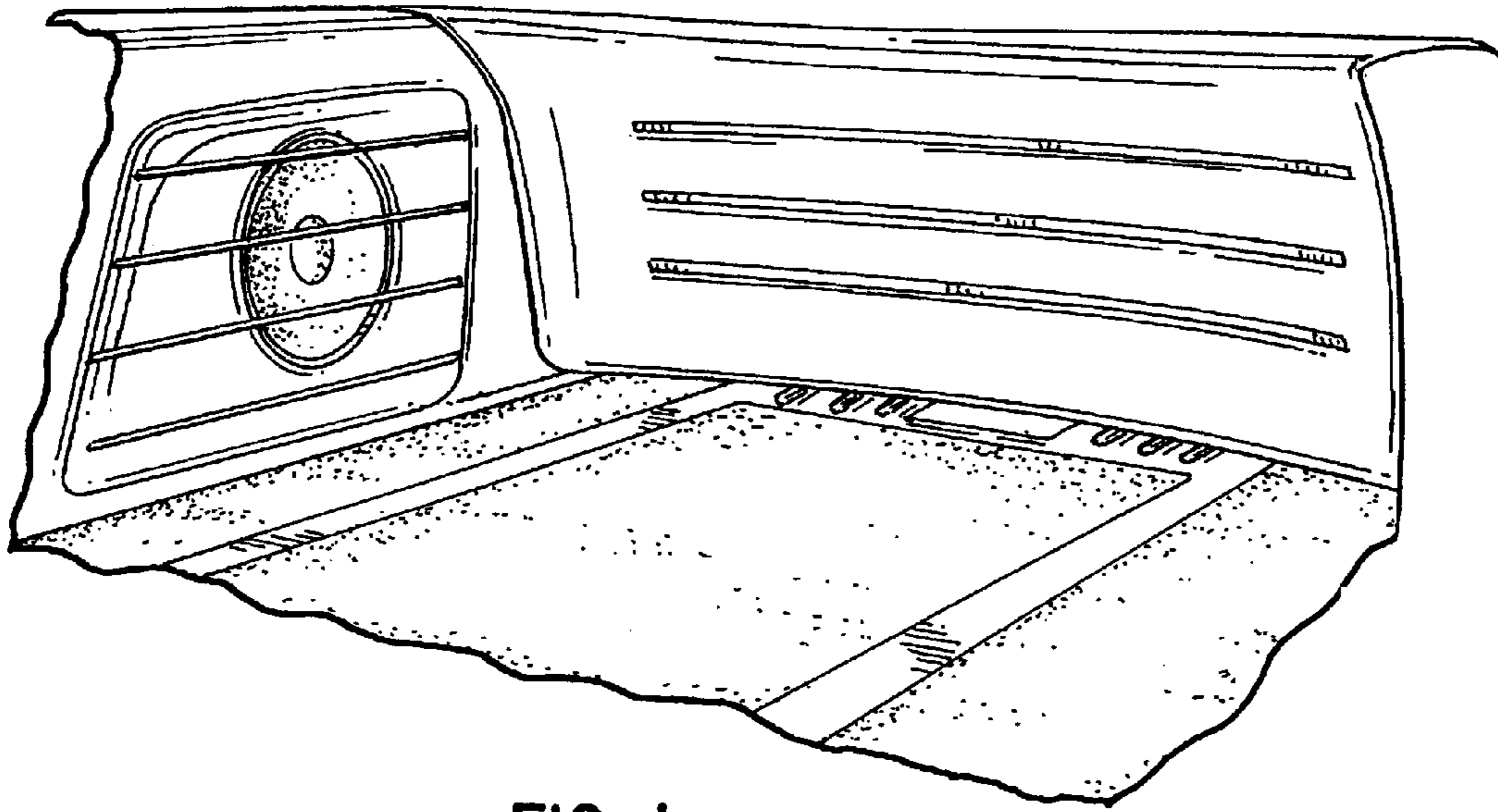


FIG. 1




FIG. 2




FIG. 3

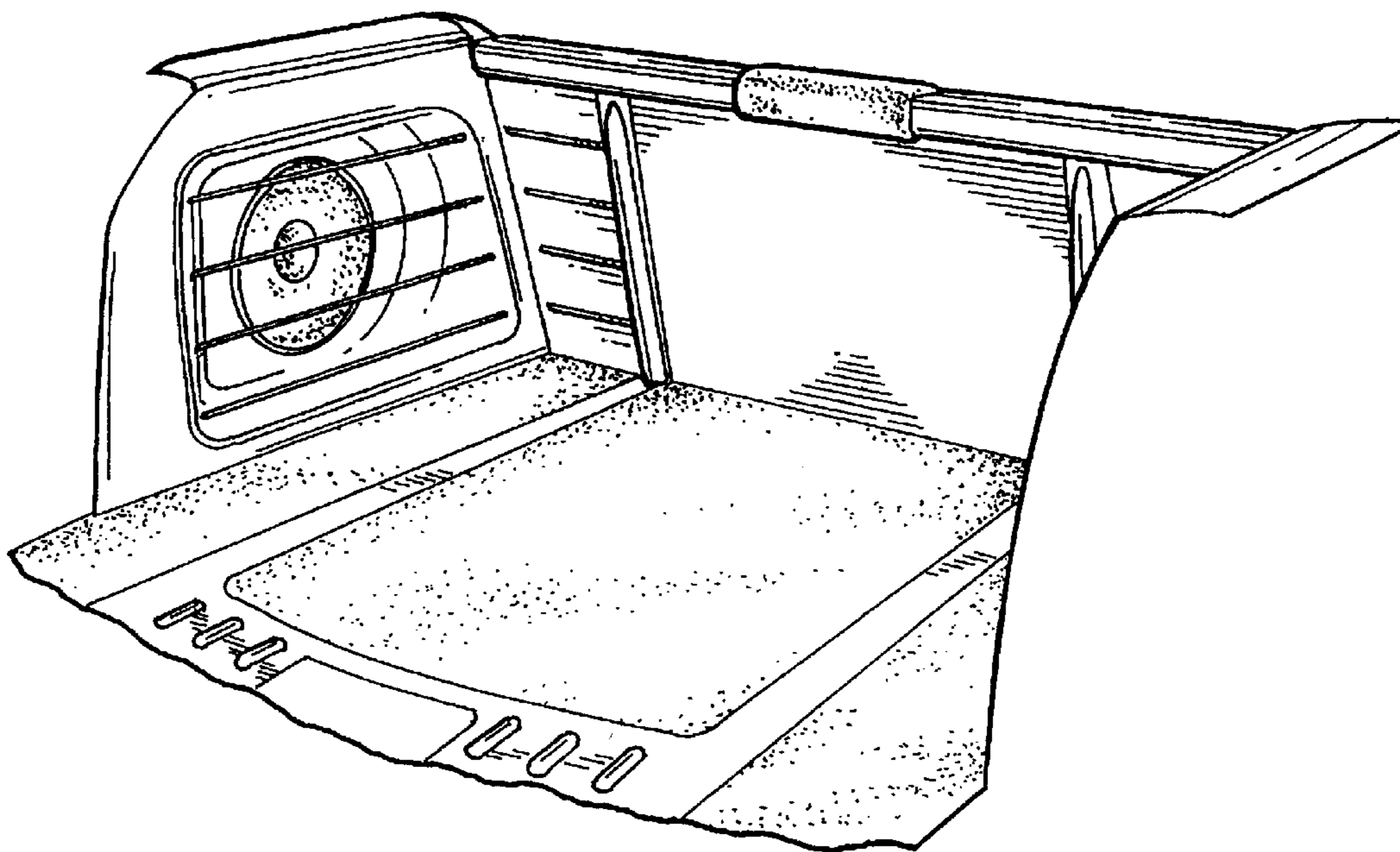


FIG. 4