



US00D537756S

(12) **United States Design Patent**  
**Kitayama et al.**

(10) **Patent No.:** **US D537,756 S**

(45) **Date of Patent:** **\*\* Mar. 6, 2007**

(54) **MOTOR SCOOTER**

D503,908 S \* 4/2005 Tomomatsu et al. .... D12/110  
D514,987 S \* 2/2006 Hsiao ..... D12/110

(75) Inventors: **Kyosuke Kitayama**, Wako (JP);  
**Yoshitaka Kubota**, Wako (JP)

\* cited by examiner

(73) Assignee: **Honda Motor Co., Ltd.**, Tokyo (JP)

*Primary Examiner*—Alan P. Douglas

*Assistant Examiner*—Linda Brooks

(\*\*) Term: **14 Years**

(74) *Attorney, Agent, or Firm*—Birch, Stewart, Kolasch &  
Birch, LLP

(21) Appl. No.: **29/222,660**

(57) **CLAIM**

(22) Filed: **Feb. 3, 2005**

What is claimed is; the ornamental design for, a motor scooter, as shown and described.

(30) **Foreign Application Priority Data**

Aug. 5, 2004 (JP) ..... 2004-23523

**DESCRIPTION**

(51) **LOC (8) Cl.** ..... **12-11**

(52) **U.S. Cl.** ..... **D12/110**

(58) **Field of Classification Search** ..... D12/110;  
180/219, 220, 225, 229

See application file for complete search history.

FIG. 1 is a front elevation view of a motor scooter,  
FIG. 2 is a rear elevation view thereof;  
FIG. 3 is a top plan view thereof;  
FIG. 4 is a right side elevation view thereof;  
FIG. 5 is a left side elevation view thereof;  
FIG. 6 is a perspective view thereof; and,  
FIG. 7 is another perspective view thereof.

(56) **References Cited**

**U.S. PATENT DOCUMENTS**

D482,638 S \* 11/2003 Pedone ..... D12/110

**1 Claim, 4 Drawing Sheets**




Fig. 1

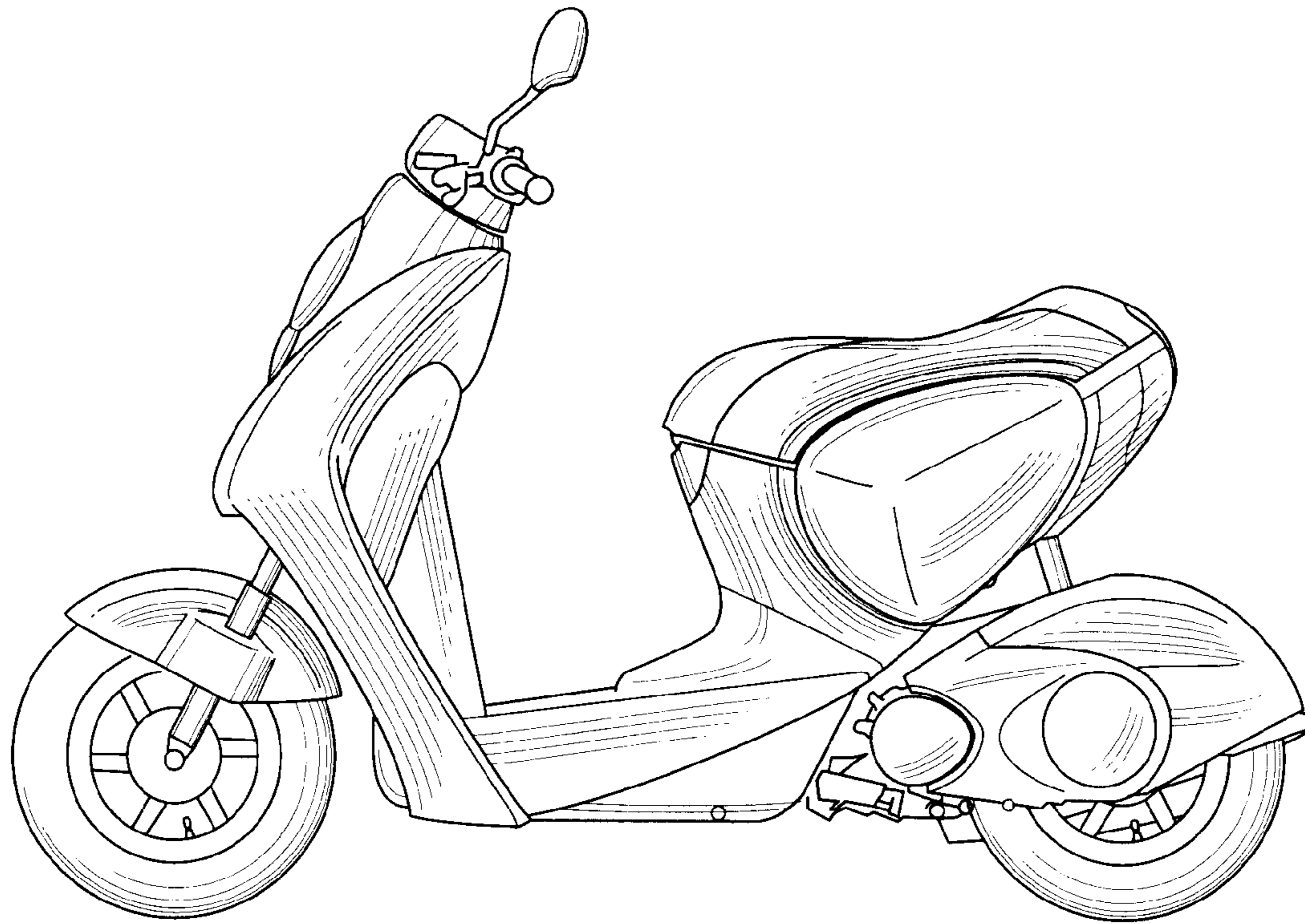


Fig. 2




Fig.3

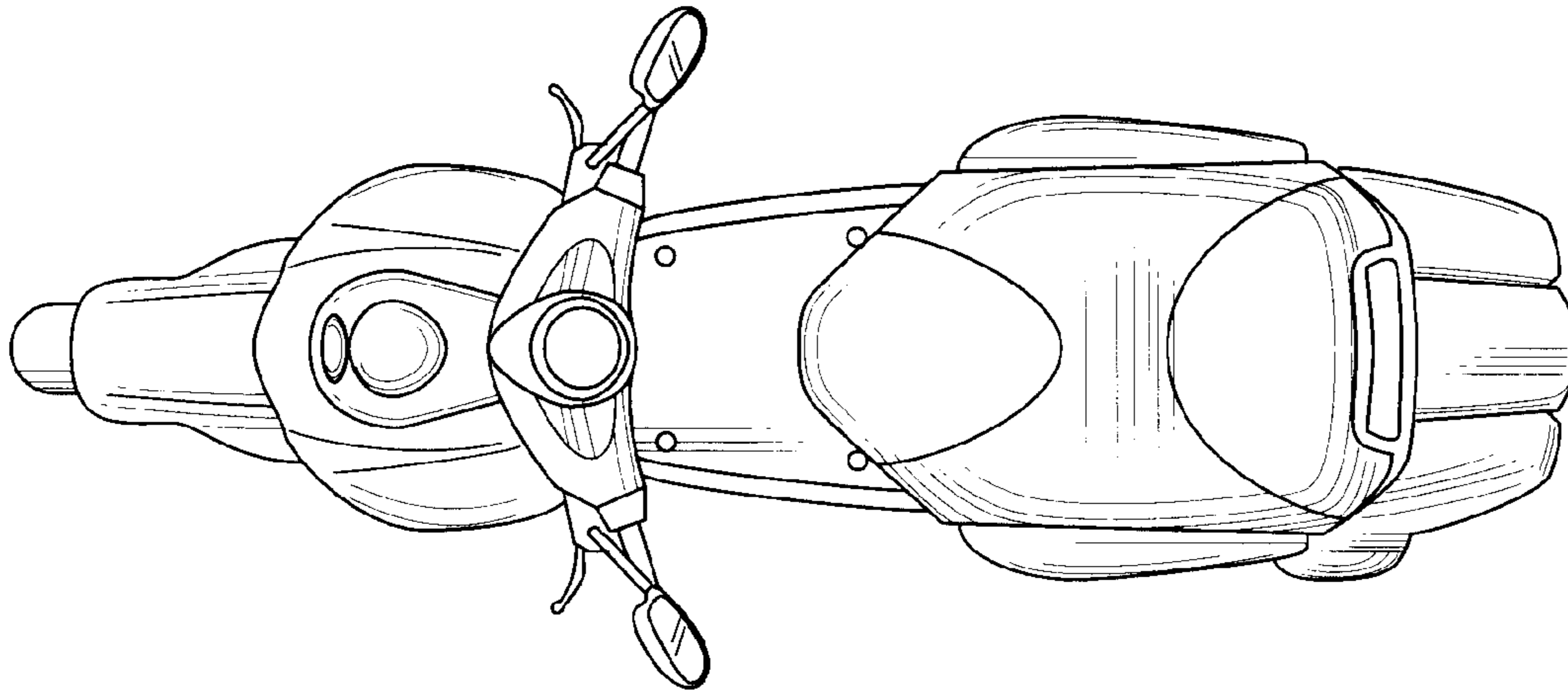


Fig.4

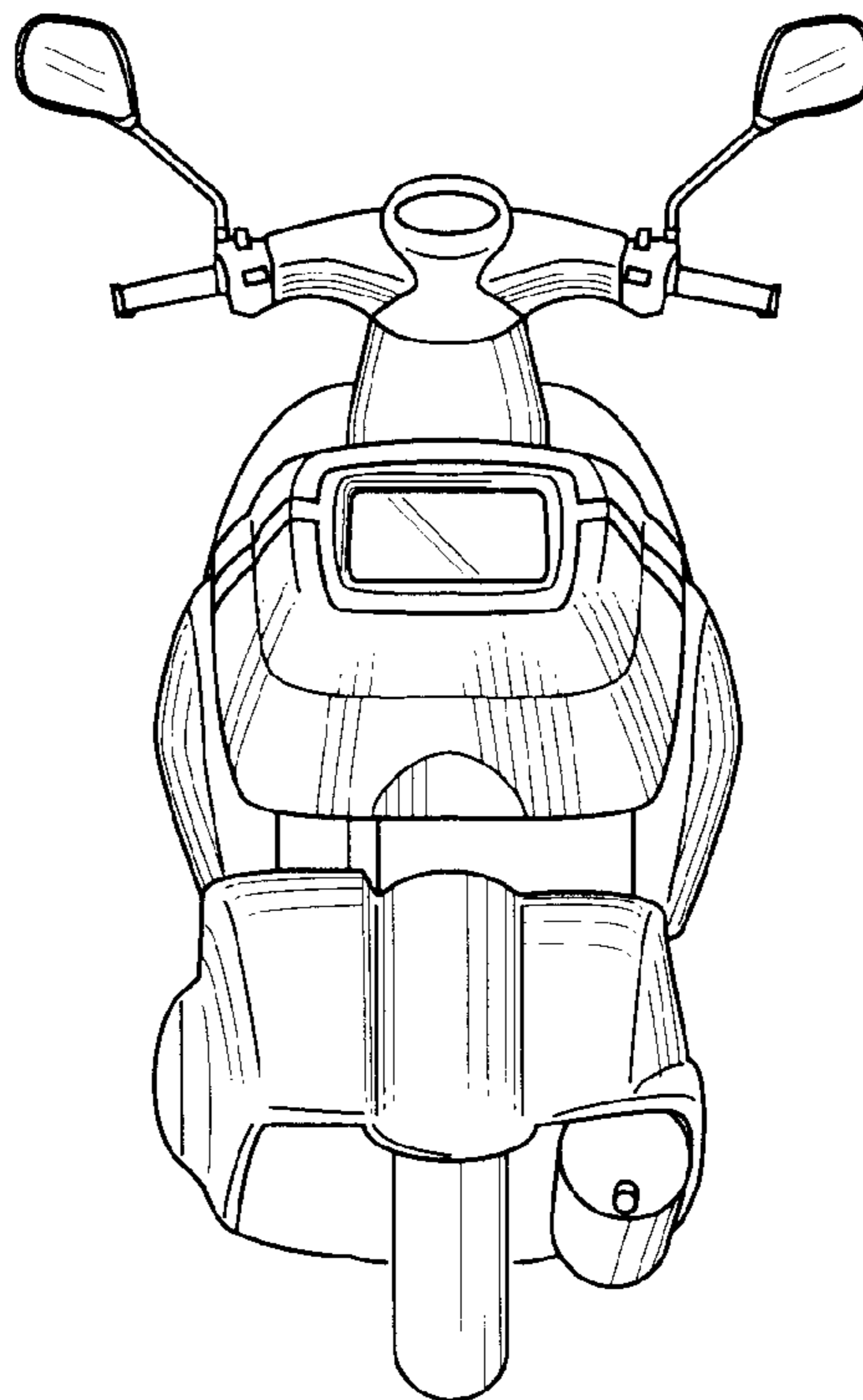


Fig.5

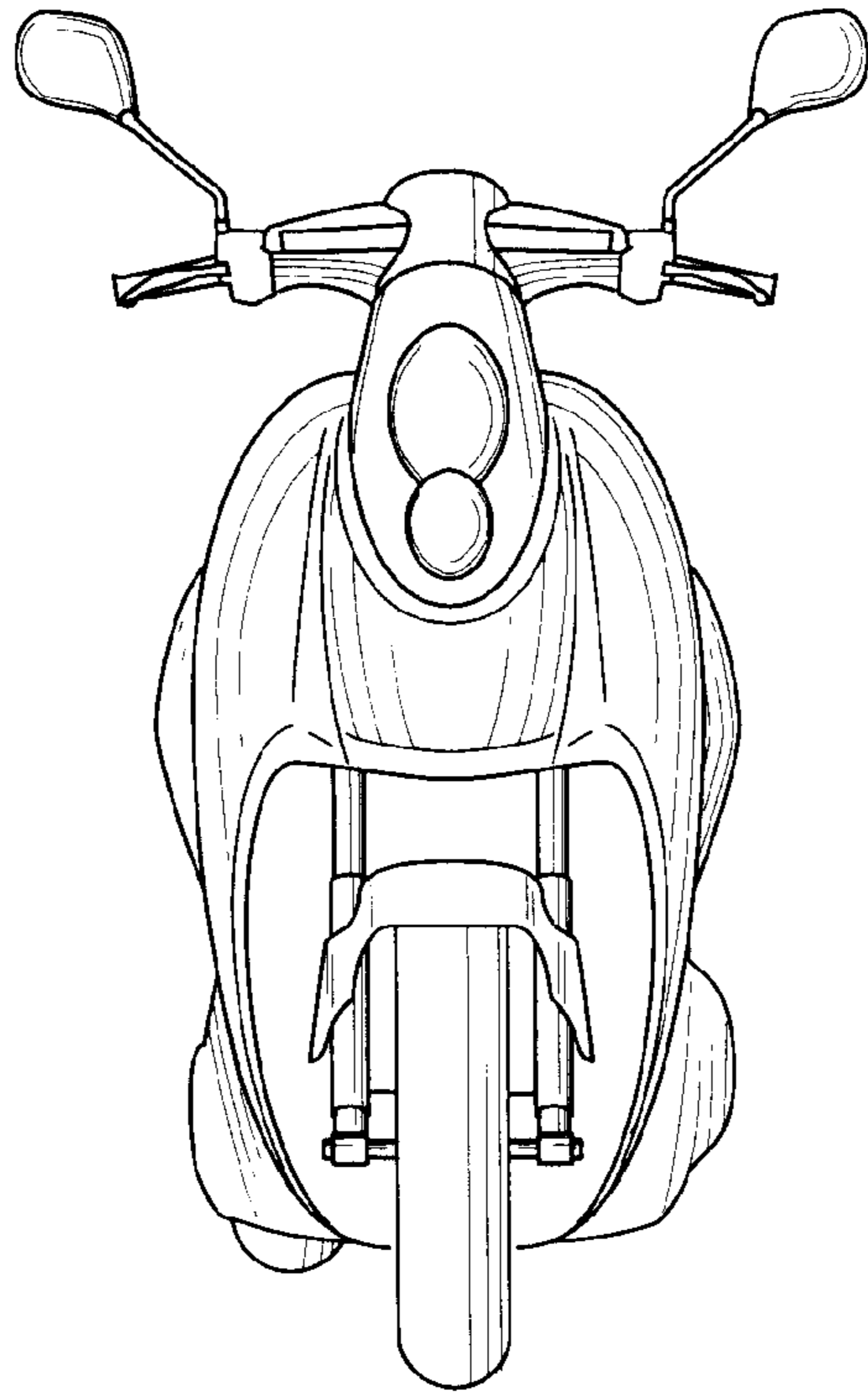


Fig.6




Fig. 7

