



US00D537750S

(12) **United States Design Patent**  
**Allin**

(10) **Patent No.:** **US D537,750 S**

(45) **Date of Patent:** **\*\* Mar. 6, 2007**

(54) **EARRING**

(75) Inventor: **Miyuki Allin**, Paris (FR)

(73) Assignee: **Cartier International, B.V.**,  
Amsterdam (NL)

(\*\*) Term: **14 Years**

(21) Appl. No.: **29/240,860**

(22) Filed: **Oct. 19, 2005**

(30) **Foreign Application Priority Data**

Apr. 22, 2005 (EM) ..... 000329222-00010

(51) **LOC (8) Cl.** ..... **11-01**

(52) **U.S. Cl.** ..... **D11/43; D11/40; D11/45**

(58) **Field of Classification Search** ..... D11/1-2,  
D11/6-12, 16-17, 22, 25-28, 33-45, 47,  
D11/55-56, 75, 77, 89, 90-93, 103; 63/12,  
63/26, 28, 29.1, 35, 37

See application file for complete search history.

(56) **References Cited**

**U.S. PATENT DOCUMENTS**

- 281,928 A \* 7/1883 Rothschild ..... 428/600
- D65,193 S \* 7/1924 Leveridge ..... D11/90
- D147,420 S \* 9/1947 Pomerantz ..... D11/43
- D169,928 S \* 6/1953 Button ..... D2/624
- D264,059 S \* 4/1982 Barr ..... D11/34
- D308,180 S \* 5/1990 Bulgari ..... D11/76
- D308,651 S \* 6/1990 Bulgari ..... D11/42

- D315,320 S \* 3/1991 Bulgari ..... D11/40
- D315,699 S \* 3/1991 Bulgari ..... D11/42
- D326,827 S \* 6/1992 Peterson ..... D11/40
- D339,311 S \* 9/1993 Ambar ..... D11/81
- D372,883 S \* 8/1996 Adler ..... D11/89
- D379,601 S \* 6/1997 Itzkowitz ..... D11/40
- D389,087 S \* 1/1998 Kattan ..... D11/90
- D398,875 S \* 9/1998 Kothari ..... D11/41
- D415,446 S \* 10/1999 Kattan ..... D11/43
- D440,177 S \* 4/2001 Gruosi ..... D11/26
- D457,094 S \* 5/2002 Cohen ..... D11/92
- D462,634 S \* 9/2002 Cohen ..... D11/90

\* cited by examiner

*Primary Examiner*—Louis S. Zarfes

*Assistant Examiner*—Susan E. Krakower

(74) *Attorney, Agent, or Firm*—Kalow & Springut LLP

(57) **CLAIM**

The ornamental design for an earring, as shown and described.

**DESCRIPTION**

FIG. 1 is a perspective view of the earring.

FIG. 2 is a front view of the earring.

FIG. 3 is a rear view of the earring.

FIG. 4 is a right side view of the earring.

FIG. 5 is a left side view of the earring.

FIG. 6 is a top view of the earring; and,

FIG. 7 is a bottom view of the earring.

**1 Claim, 1 Drawing Sheet**

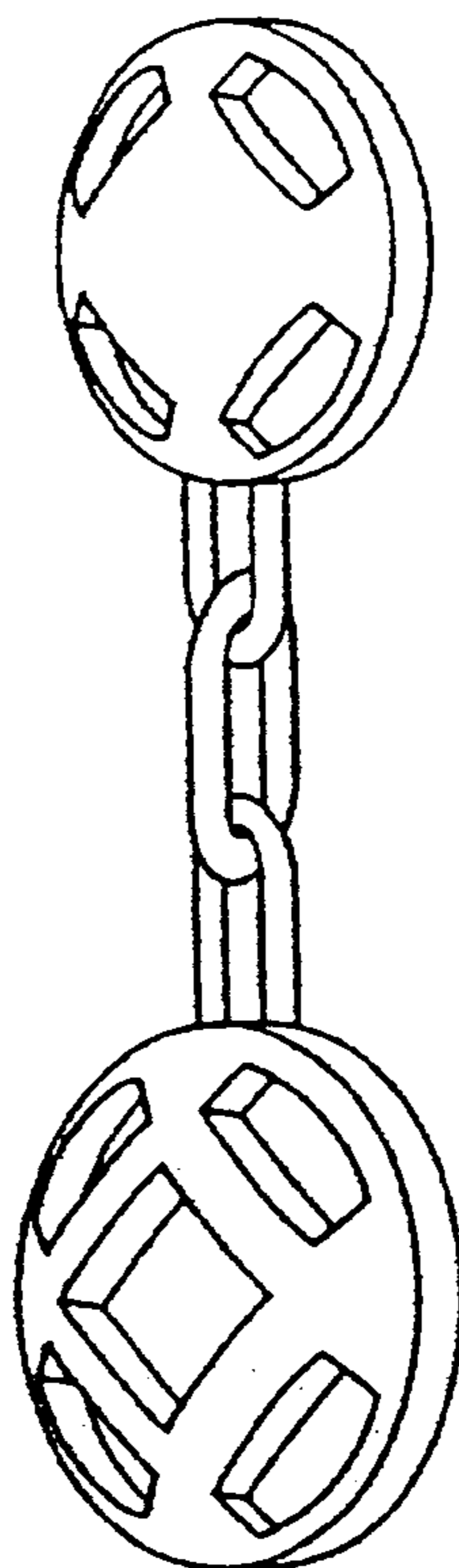


Fig. 1

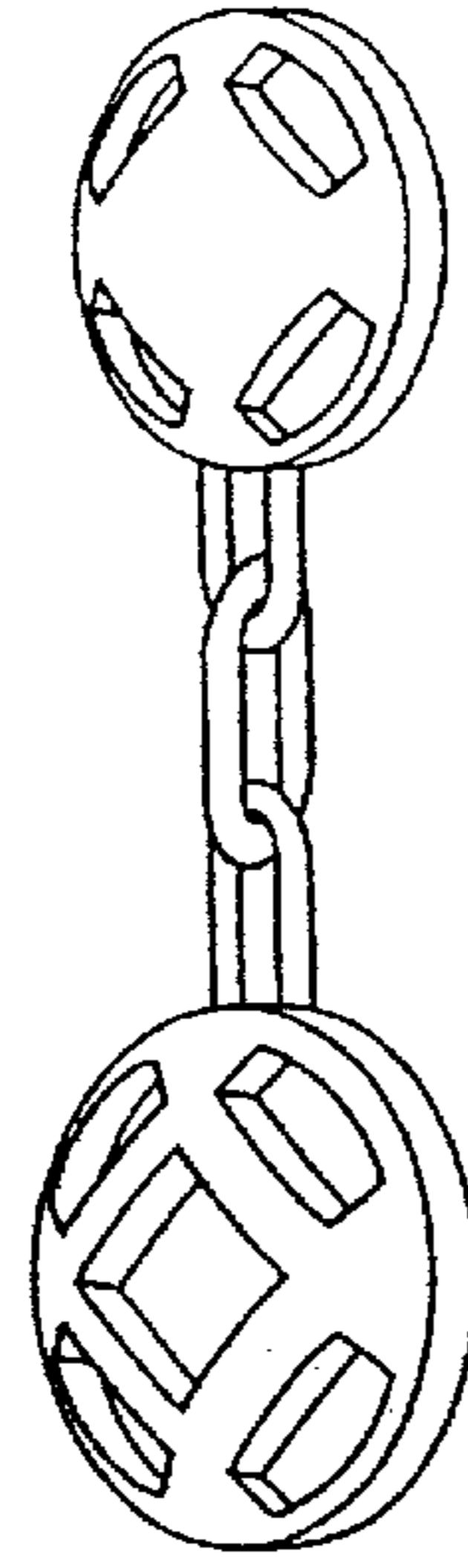


Fig. 2

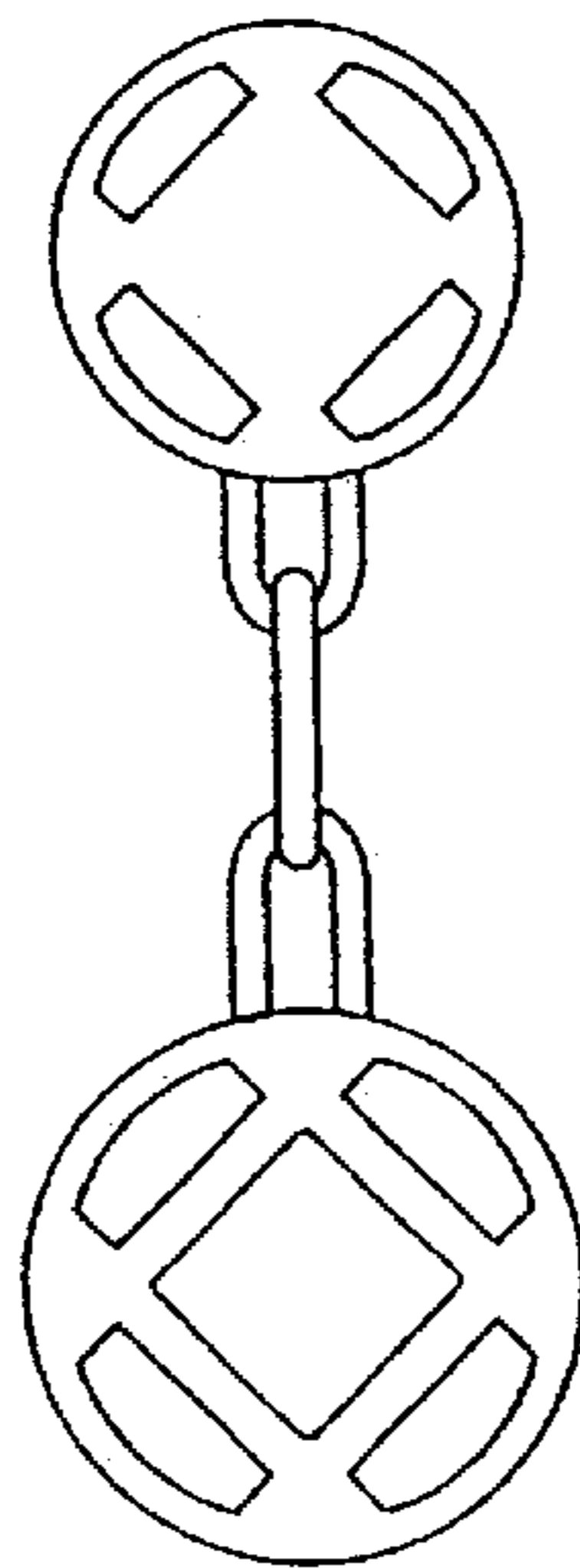


Fig. 3

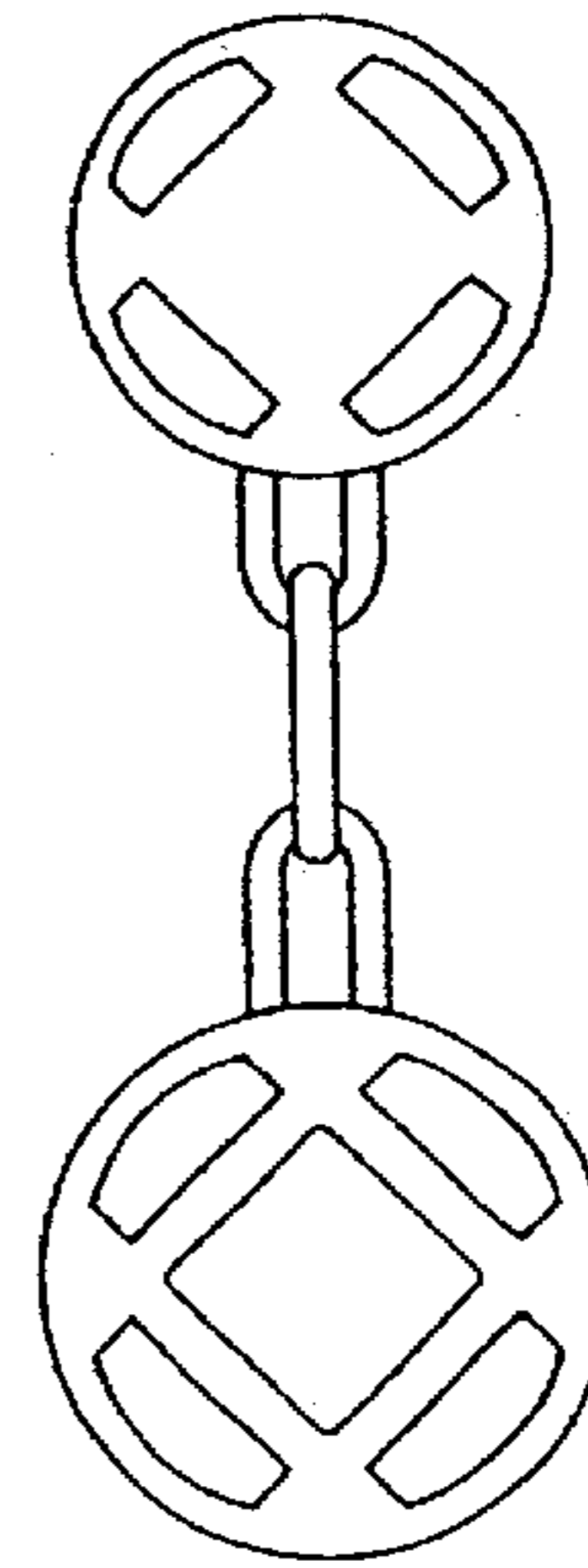


Fig. 4

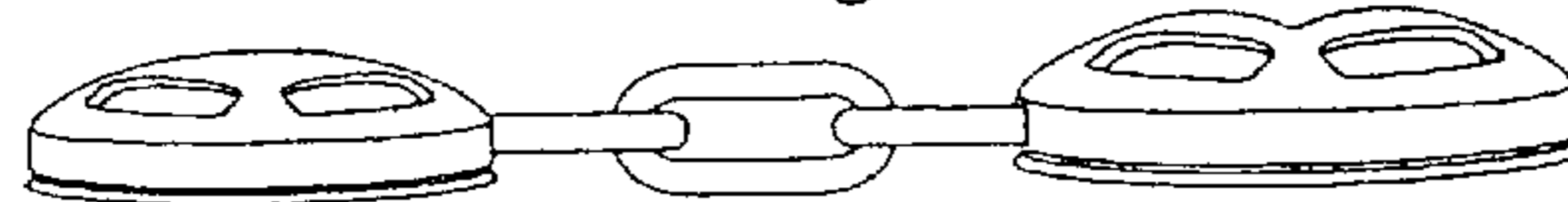


Fig. 5

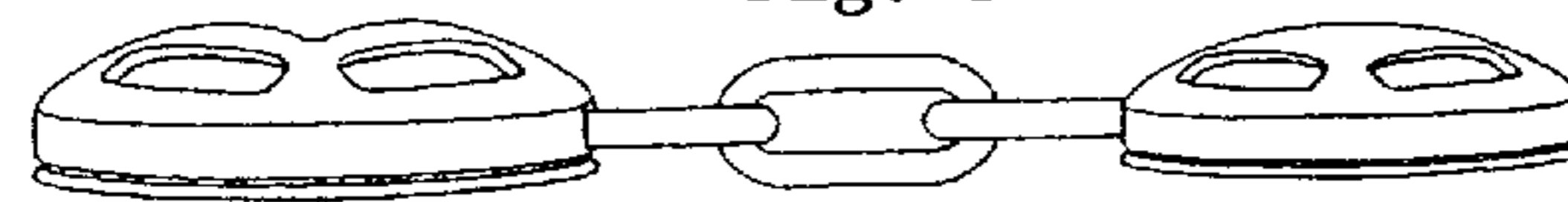


Fig. 6



Fig. 7

