



US00D537749S

(12) **United States Design Patent**  
**Doughty**

(10) **Patent No.:** **US D537,749 S**

(45) **Date of Patent:** **\*\* \*Mar. 6, 2007**

(54) **RING**

(76) **Inventor:** **Gary Doughty**, 1795 Merikoke Ave.,  
Wantagh, NY (US) 11793

(\*) **Notice:** This patent is subject to a terminal disclaimer.

(\*\*) **Term:** **14 Years**

(21) **Appl. No.:** **29/258,659**

(22) **Filed:** **Apr. 25, 2006**

**Related U.S. Application Data**

(63) Continuation of application No. 11/101,257, filed on Apr. 7, 2005.

(51) **LOC (8) Cl.** ..... **11-01**

(52) **U.S. Cl.** ..... **D11/29; D1/28**

(58) **Field of Classification Search** ..... D11/26-39,  
D11/89-92; 63/15, 15.1-15.4, 15.45, 15.5,  
63/15.6, 15.65, 15.7, 26-27

See application file for complete search history.

(56) **References Cited**

**U.S. PATENT DOCUMENTS**

D259,029 S	*	4/1981	Barr	.....	D11/28
D268,013 S	*	2/1983	Stimmler	.....	D11/27
D354,697 S	*	1/1995	Andrau	.....	D11/34
D388,730 S	*	1/1998	Greenberger	.....	D11/34
D505,877 S	*	6/2005	Hardy	.....	D11/26

\* cited by examiner

*Primary Examiner*—Ian Simmons

*Assistant Examiner*—Melanie Levy

(57) **CLAIM**

I claim the ornamental design for a ring, as shown and described.

**DESCRIPTION**

FIG. 1 is a perspective view illustrating a ring showing my new design;

FIG. 2 is a top view thereof;

FIG. 3 is a front view thereof; and,

FIG. 4 is a rear view thereof.

**1 Claim, 1 Drawing Sheet**

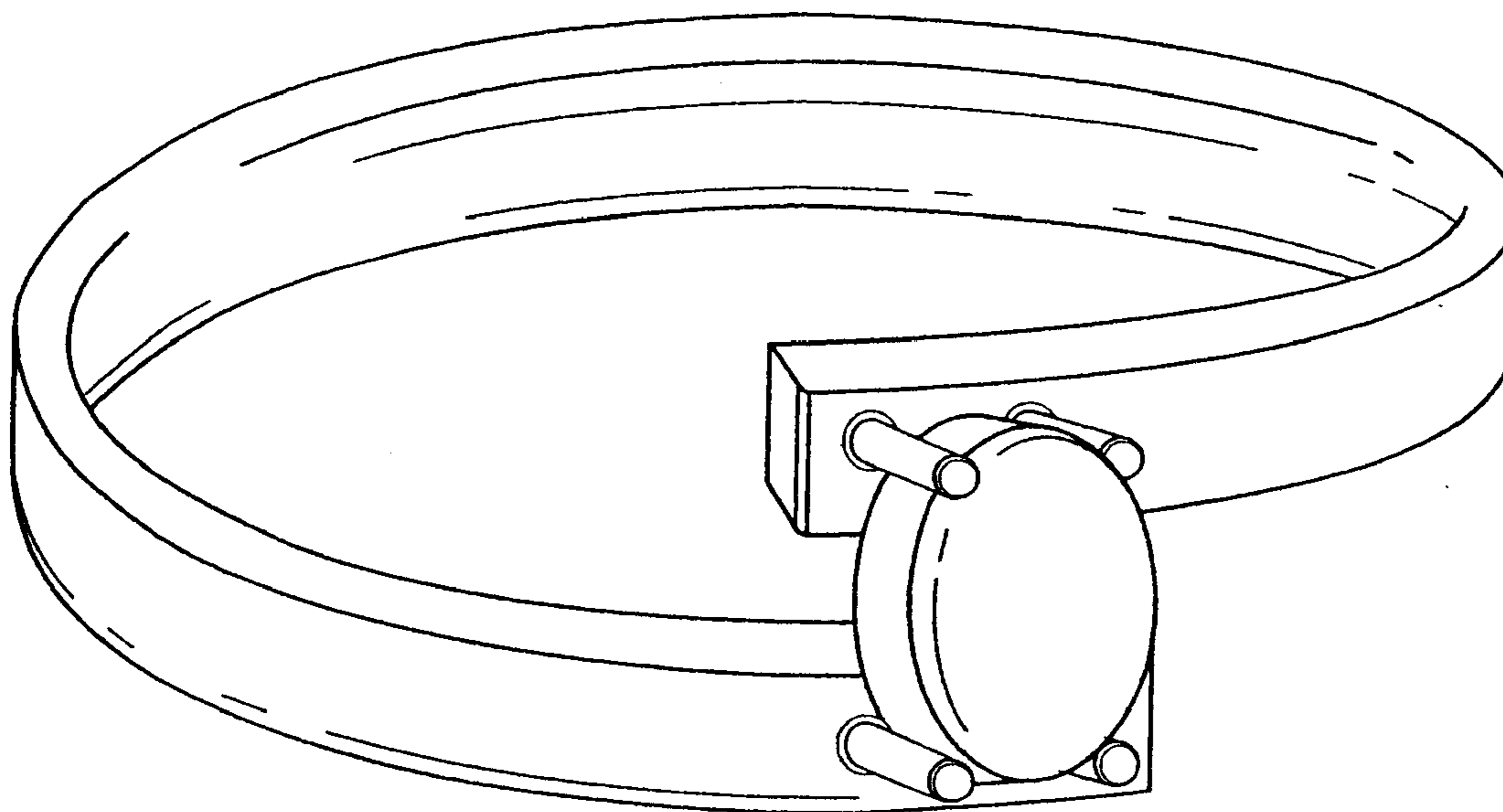


Fig. 1

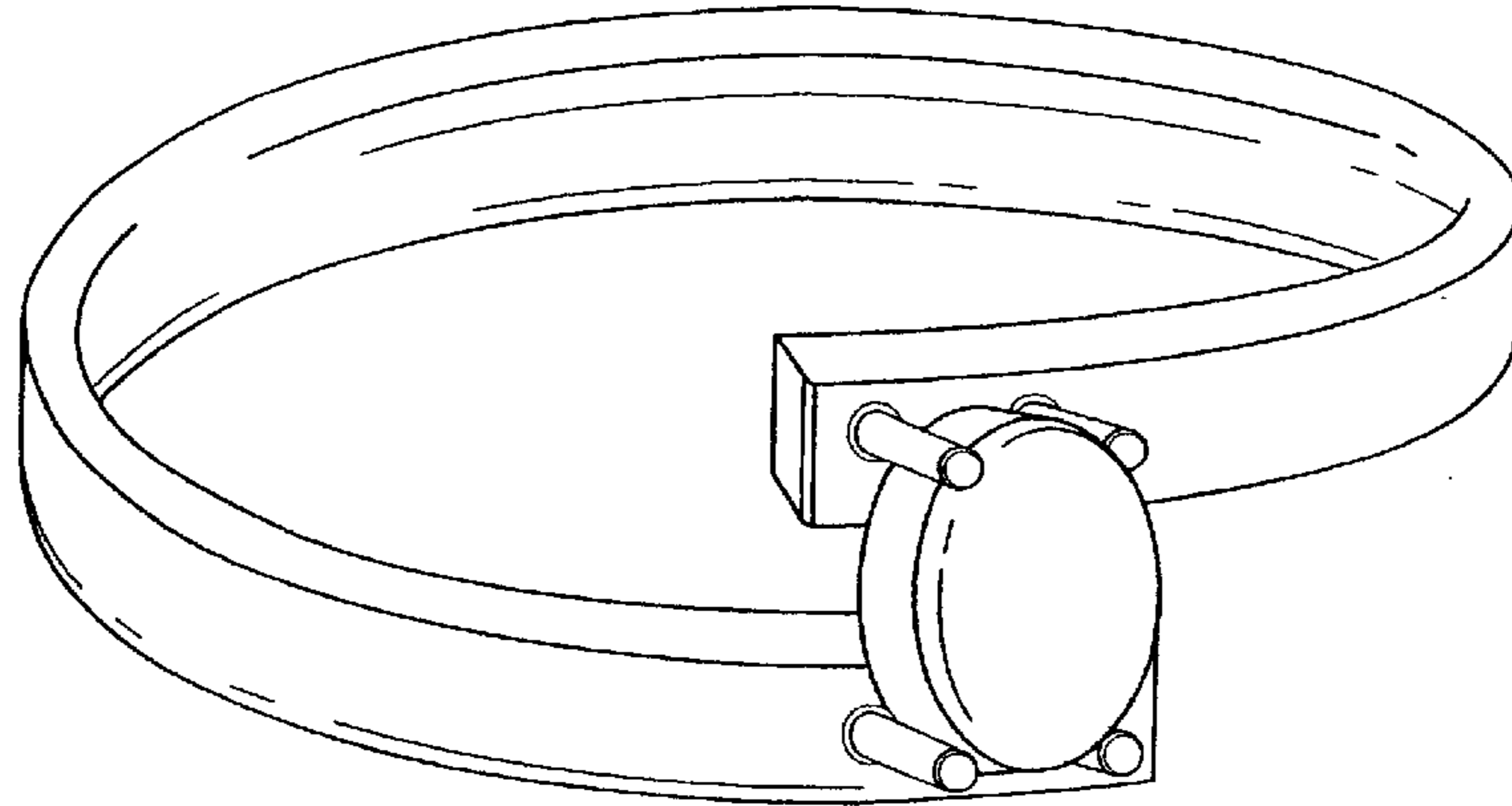


Fig. 2

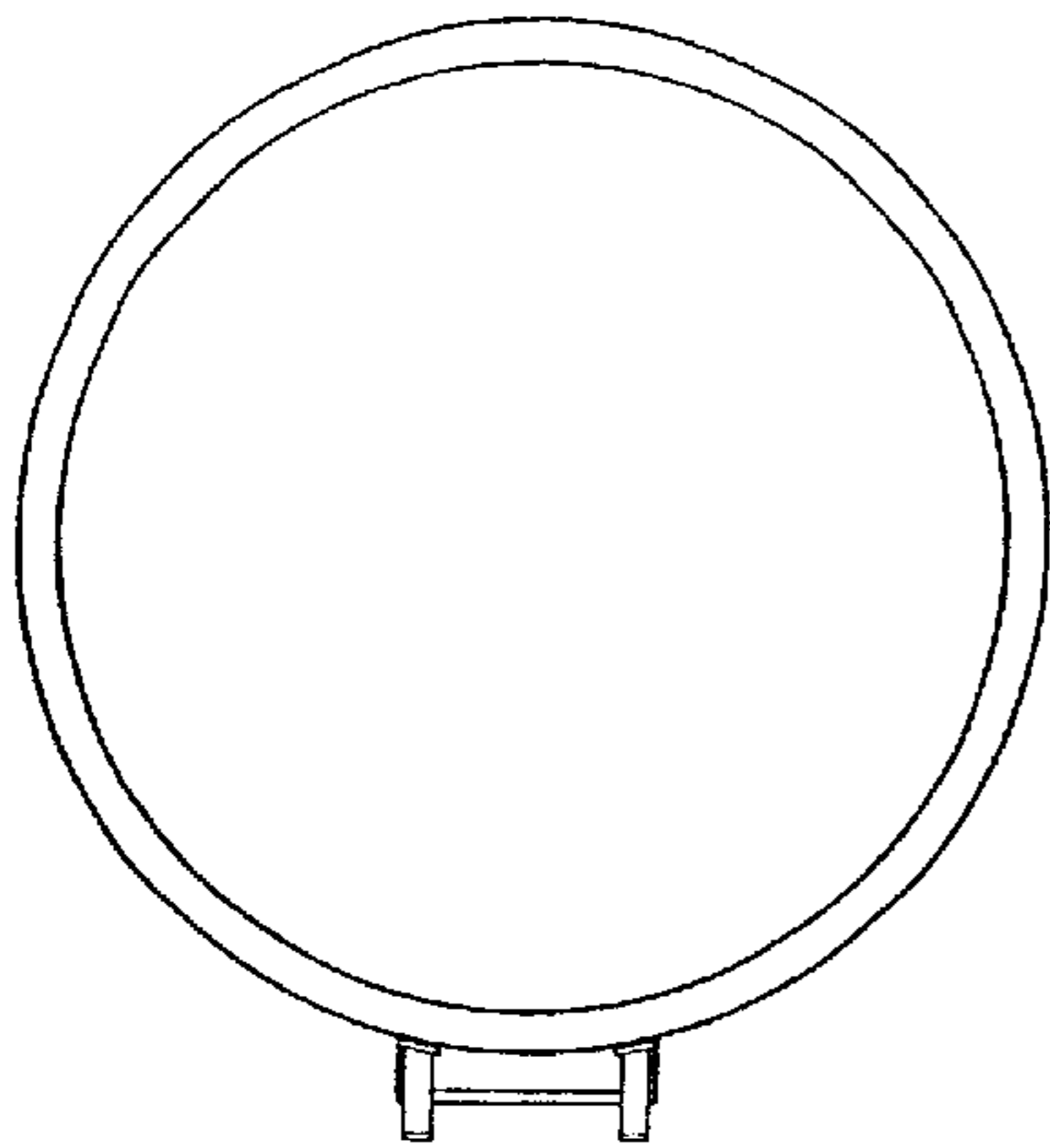


Fig. 3

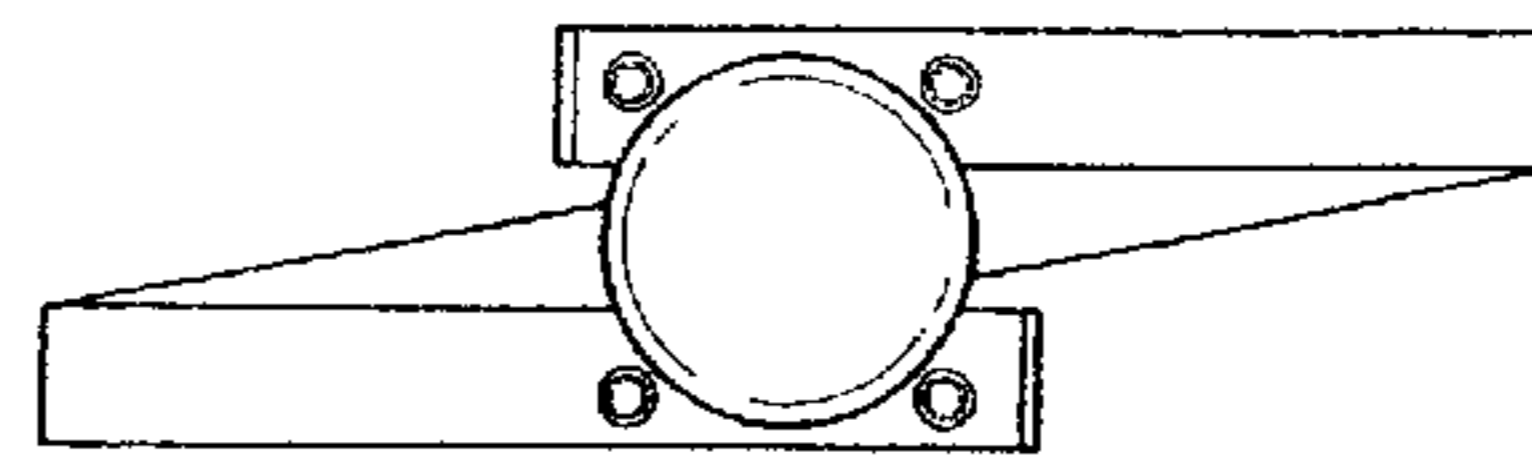


Fig. 4

