



US00D537738S

(12) **United States Design Patent**
Ohki et al.

(10) **Patent No.:** **US D537,738 S**
(45) **Date of Patent:** **** Mar. 6, 2007**

(54) **WRIST WATCH CASE WITH BAND**

D478,515 S * 8/2003 Sugiura et al. D10/32
D493,728 S * 8/2004 Modolo D10/32
D506,148 S * 6/2005 Modolo D10/32

(75) Inventors: **Masafumi Ohki**, Chiba (JP); **Ikuko Tada**, Edogawa-ku (JP)

OTHER PUBLICATIONS

(73) Assignee: **Citizen Tokei Kabushiki Kaisha** (JP)

Hong Kong Enterprise, Nov. 1981, p. 124, watch CL68.*

(**) Term: **14 Years**

Hong Kong Enterprise, Aug. 1983, p. 29, watches.*

European Jeweler, Feb. 1983, p. 81, Pulsar watch, far right.*

(21) Appl. No.: **29/256,150**

* cited by examiner

(22) Filed: **Mar. 17, 2006**

Primary Examiner—Lucy Lieberman

(51) **LOC (8) Cl.** **10-02**

(74) *Attorney, Agent, or Firm*—Banner & Witcoff, Ltd.

(52) **U.S. Cl.** **D10/32**

(57) **CLAIM**

(58) **Field of Classification Search** D10/30–39;
368/276, 281, 282, 283, 285, 21, 223, 228,
368/232, 319; D11/3, 4, 12; 63/3, 3.1, 3.2,
63/4, 7–9; 224/164, 174

The ornamental design for a wrist watch case with band, as shown and described.

See application file for complete search history.

DESCRIPTION

(56) **References Cited**

FIG. 1 is a perspective view;
FIG. 2 is a front elevational view thereof;
FIG. 3 is a rear elevational view thereof;
FIG. 4 is a right side elevation view thereof;
FIG. 5 is a left side elevation view thereof;
FIG. 6 is a top plan view thereof; and,
FIG. 7 is a bottom plan view thereof.

U.S. PATENT DOCUMENTS

1,598,250 A * 8/1926 Person 59/80
2,276,604 A * 3/1942 Wood 24/587.11
D391,885 S * 3/1998 Kennedy D11/12
D424,951 S * 5/2000 Inui et al. D10/30
D430,495 S * 9/2000 Wunderman D10/32
D434,335 S * 11/2000 Amstutz D10/32

1 Claim, 3 Drawing Sheets



FIG. 1



FIG. 2




FIG. 3

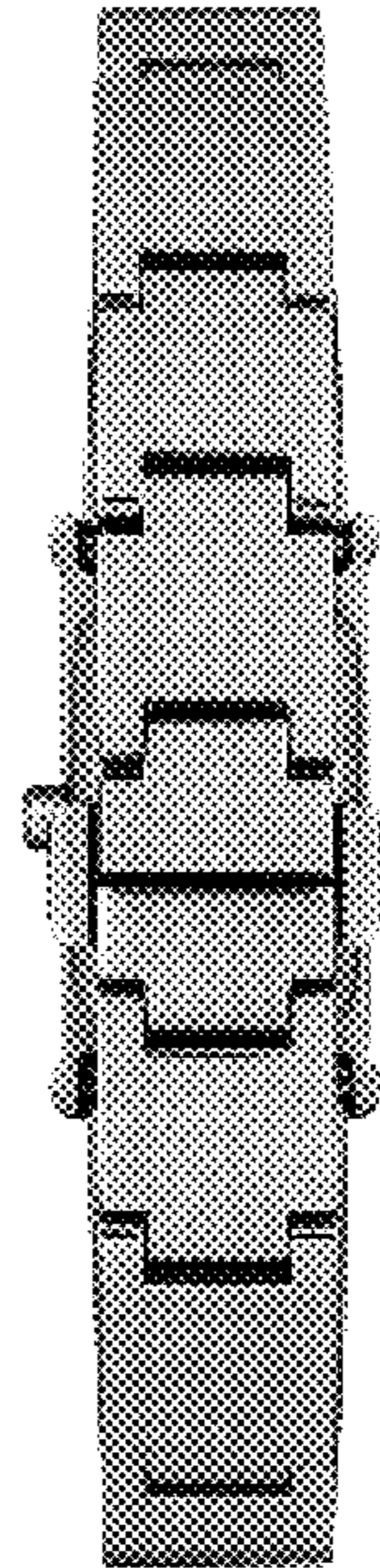


FIG. 4



FIG. 5




FIG. 6

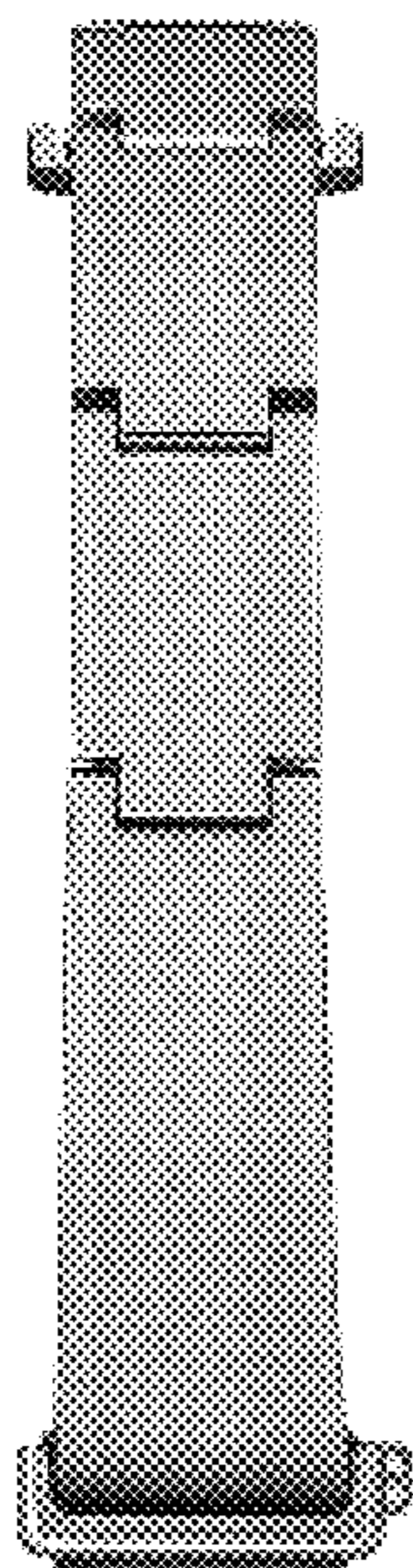


FIG. 7

