



US00D537721S

(12) **United States Design Patent**
Kertels

(10) **Patent No.:** **US D537,721 S**

(45) **Date of Patent:** **** Mar. 6, 2007**

(54) **FLASK**

(75) Inventor: **Peter Kertels**, Trier (DE)

(73) Assignee: **Megasol Cosmetic GmbH**, Fohren

(**) Term: **14 Years**

(21) Appl. No.: **29/189,667**

(22) Filed: **Sep. 9, 2003**

(51) **LOC (8) Cl.** **09-01**

(52) **U.S. Cl.** **D9/504; D9/449**

(58) **Field of Classification Search** D9/446-449,
D9/500, 502-505, 529, 551, 558, 564, 686-688,
D9/690, 692, 693, 694, 723-727, 900; D28/7,
D28/85-89, 90

See application file for complete search history.

(56) **References Cited**

U.S. PATENT DOCUMENTS

D278,121 S	*	3/1985	Sussman	D9/504
D289,858 S	*	5/1987	Duval et al.	D9/529
D305,505 S	*	1/1990	Kunesh	D9/529
D406,054 S	*	2/1999	Wagner	D9/725
D426,768 S	*	6/2000	Gattineri	D9/690
D427,899 S	*	7/2000	Bougamont et al.	D9/688
D438,376 S	*	3/2001	Marshall	D3/257
D441,916 S	*	5/2001	Faillant-Dumas	D28/88
D455,077 S	*	4/2002	Gaiser et al.	D9/449

D467,337 S	*	12/2002	Cohen et al.	D9/504
D480,003 S	*	9/2003	Blades	D9/529

* cited by examiner

Primary Examiner—Carol Rademaker

Assistant Examiner—Dana L. Sipos

(74) *Attorney, Agent, or Firm*—Abelman, Frayne & Schwab

(57) **CLAIM**

The ornamental design for a flask, as shown and described.

DESCRIPTION

FIG. 1 shows a perspective view of a flask according to my new design

FIG. 2 shows a top view thereof;

FIG. 3 shows a front elevational view thereof;

FIG. 4 shows a right side elevational view thereof, the left side elevational view being a mirror image;

FIG. 5 shows a rear elevational view thereof;

FIG. 6 shows a perspective view of the flask shown with the cap in open position;

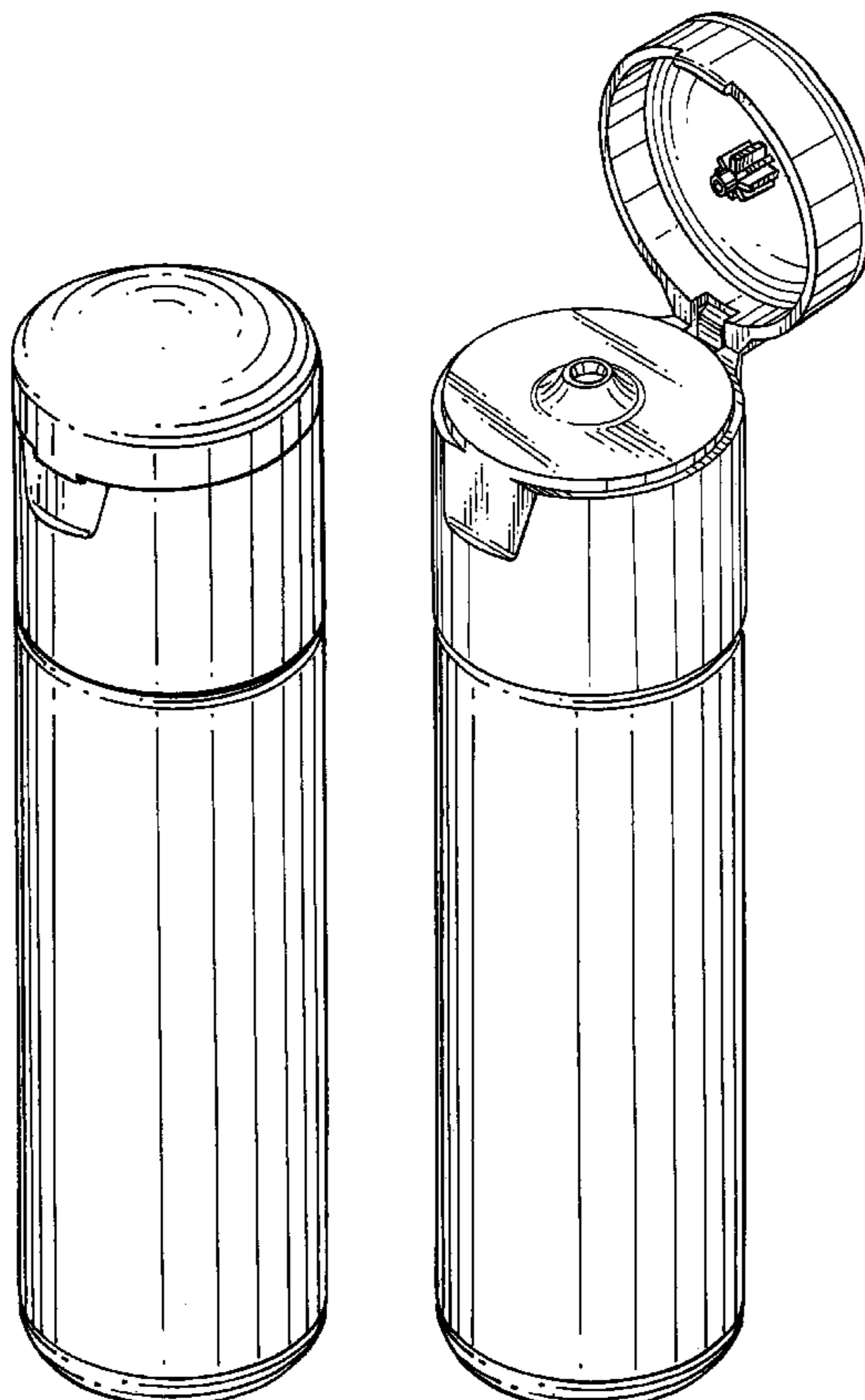
FIG. 7 shows a top view thereof;

FIG. 8 shows a front elevational view thereof;

FIG. 9 shows a right side elevational view of the flask thereof, the left side view being the mirror image; and,

FIG. 10 shows a rear elevational view thereof.

1 Claim, 6 Drawing Sheets






FIG. 1

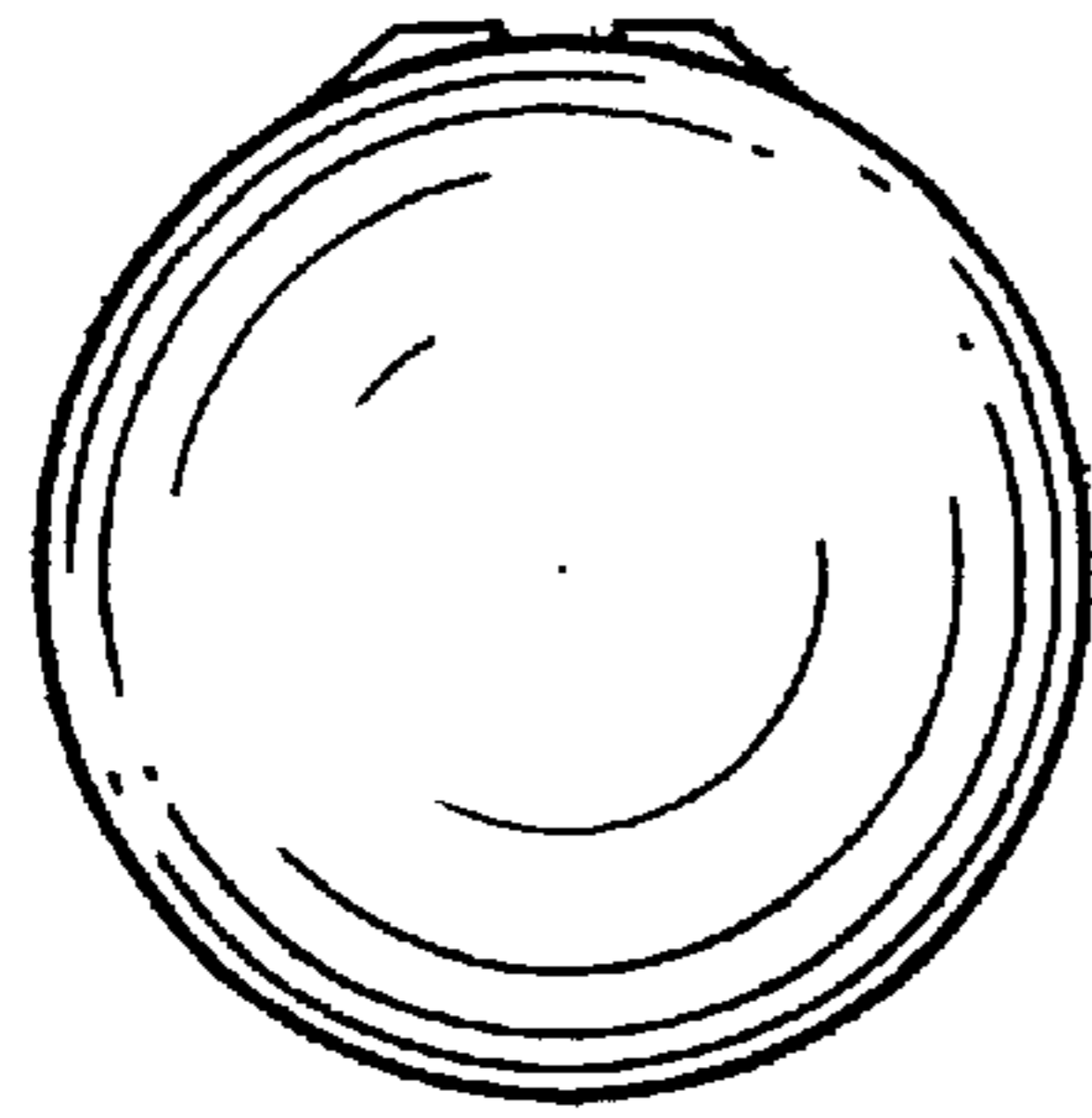


FIG. 2

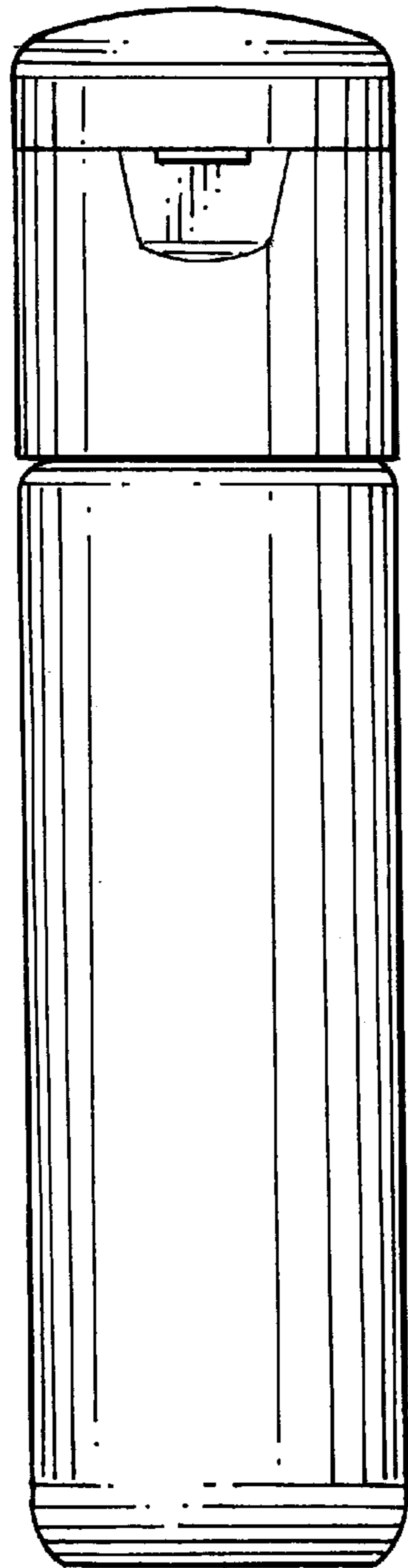


FIG. 3




FIG. 4




FIG.5

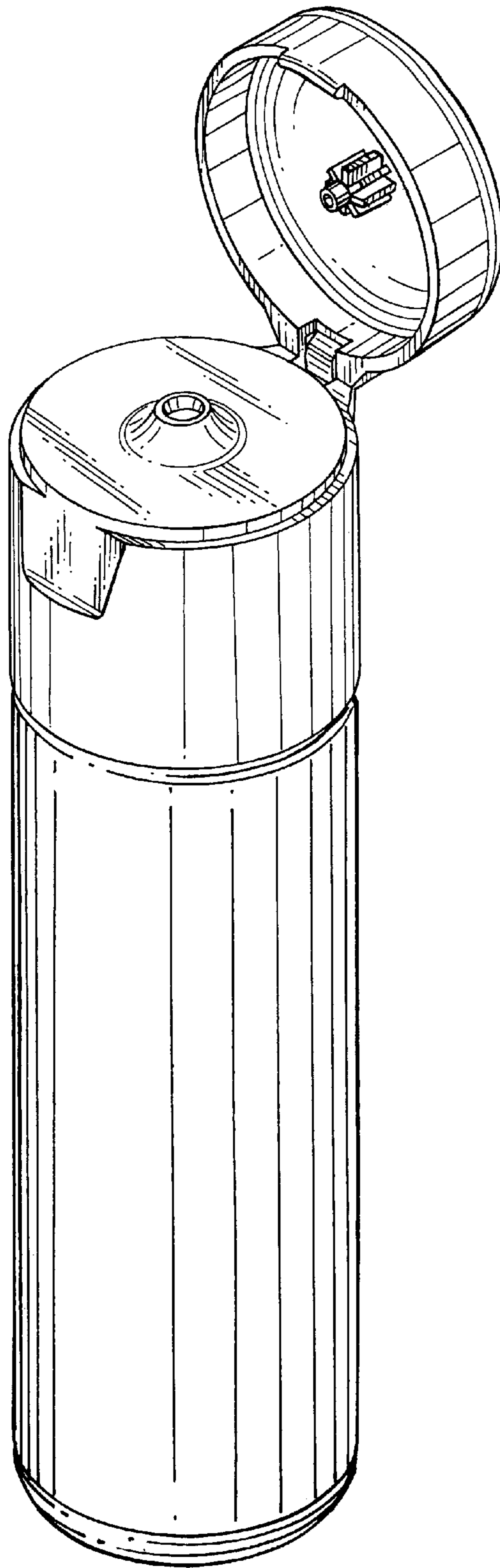


FIG.6

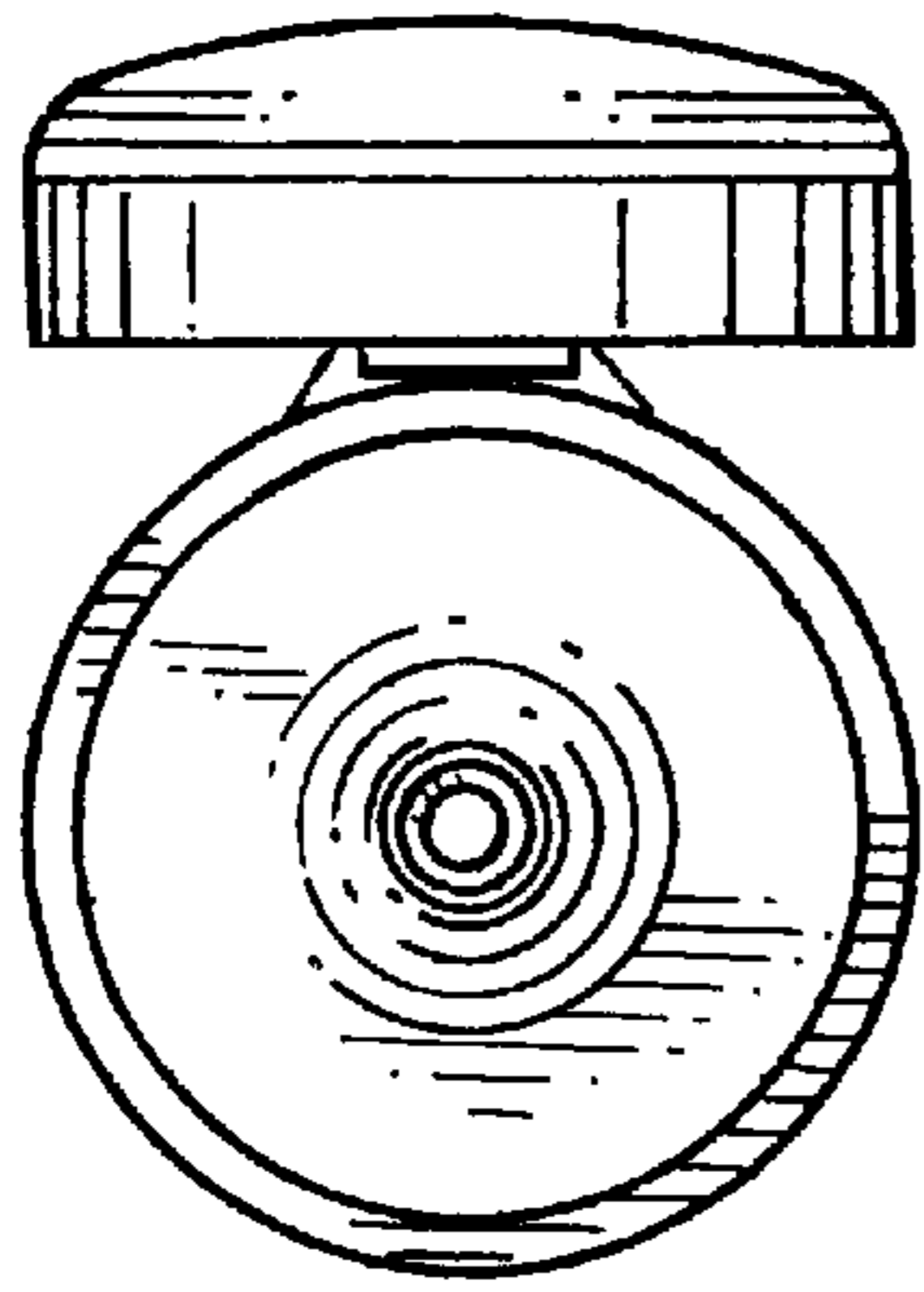


FIG. 7




FIG. 8

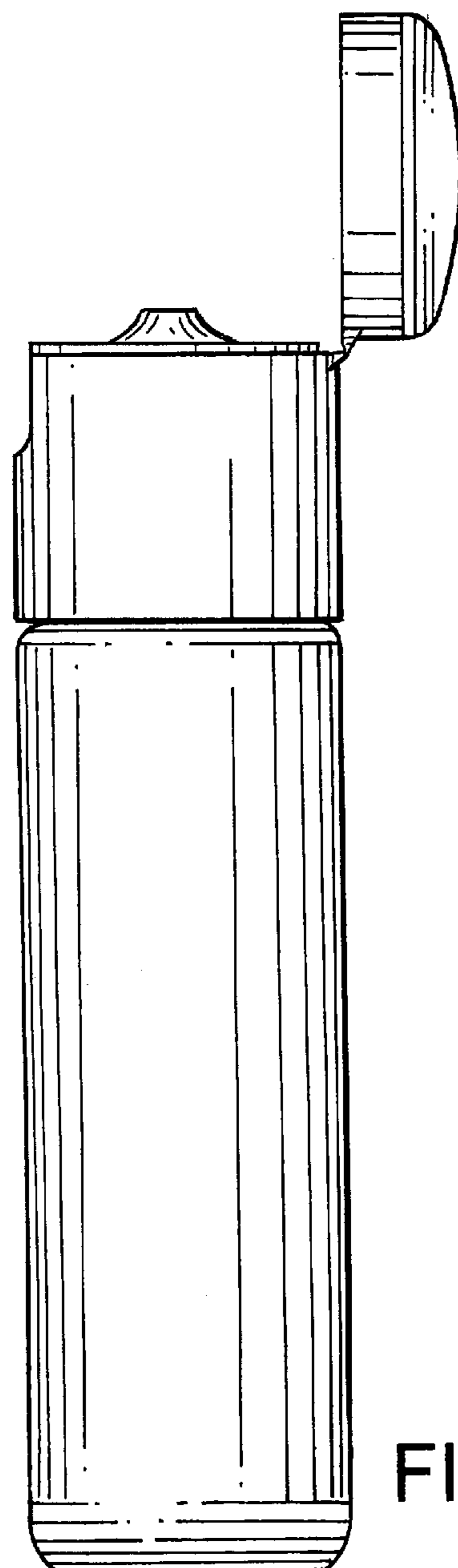


FIG. 9

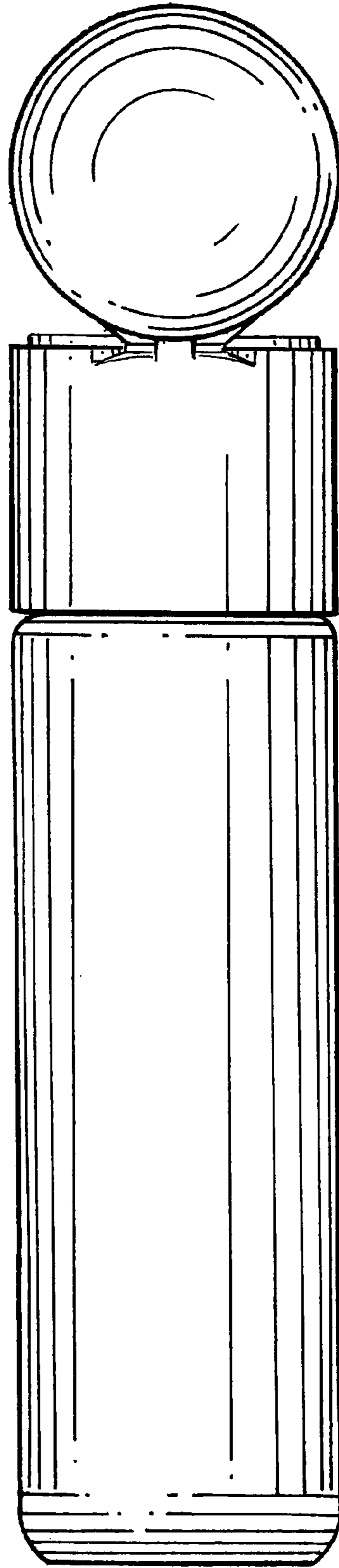


FIG. 10