



US00D537705S

(12) **United States Design Patent**
Evans et al.

(10) **Patent No.:** **US D537,705 S**
(45) **Date of Patent:** **** Mar. 6, 2007**

- (54) **KEY**
- (76) Inventors: **Dale M. Evans**, 6674 Chestnut Cir., Windsor, WI (US) 53598; **Mark E. McDonald**, 737 Willow Run St., Cottage Grove, WI (US) 53527
- (**) Term: **14 Years**
- (21) Appl. No.: **29/237,004**
- (22) Filed: **Aug. 25, 2005**
- (51) **LOC (8) Cl.** **08-07**
- (52) **U.S. Cl.** **D8/347**
- (58) **Field of Classification Search** D8/347, D8/348; 70/347, 271, 278.2, 336, 344.348, 70/357, 382, 393, 429, 402-414, 469, 448
See application file for complete search history.

- 5,383,345 A * 1/1995 Kallinger-Prskawetz-Jacobsen 70/395
- D397,027 S * 8/1998 Brown D8/348
- D495,238 S * 8/2004 Handel et al. D8/347
- D495,584 S * 9/2004 Su D8/347

* cited by examiner

Primary Examiner—Prabhakar Deshmukh
(74) *Attorney, Agent, or Firm*—Quarles & Brady LLP

(57) **CLAIM**

The ornamental design for a key, as shown and described.

DESCRIPTION

In a preferred embodiment, the nature of this product is as a promotional item for hanging on a key chain, and in other embodiments this product can be used in connection with a vehicle, such as a motorcycle, automobile, and the like.

FIG. 1 is bottom, front perspective view of a key showing my new design;

FIG. 2 is a front elevational view thereof;

FIG. 3 is a side elevational view thereof;

FIG. 4 is a top elevational view thereof; and,

FIG. 5 is a bottom elevational view thereof.

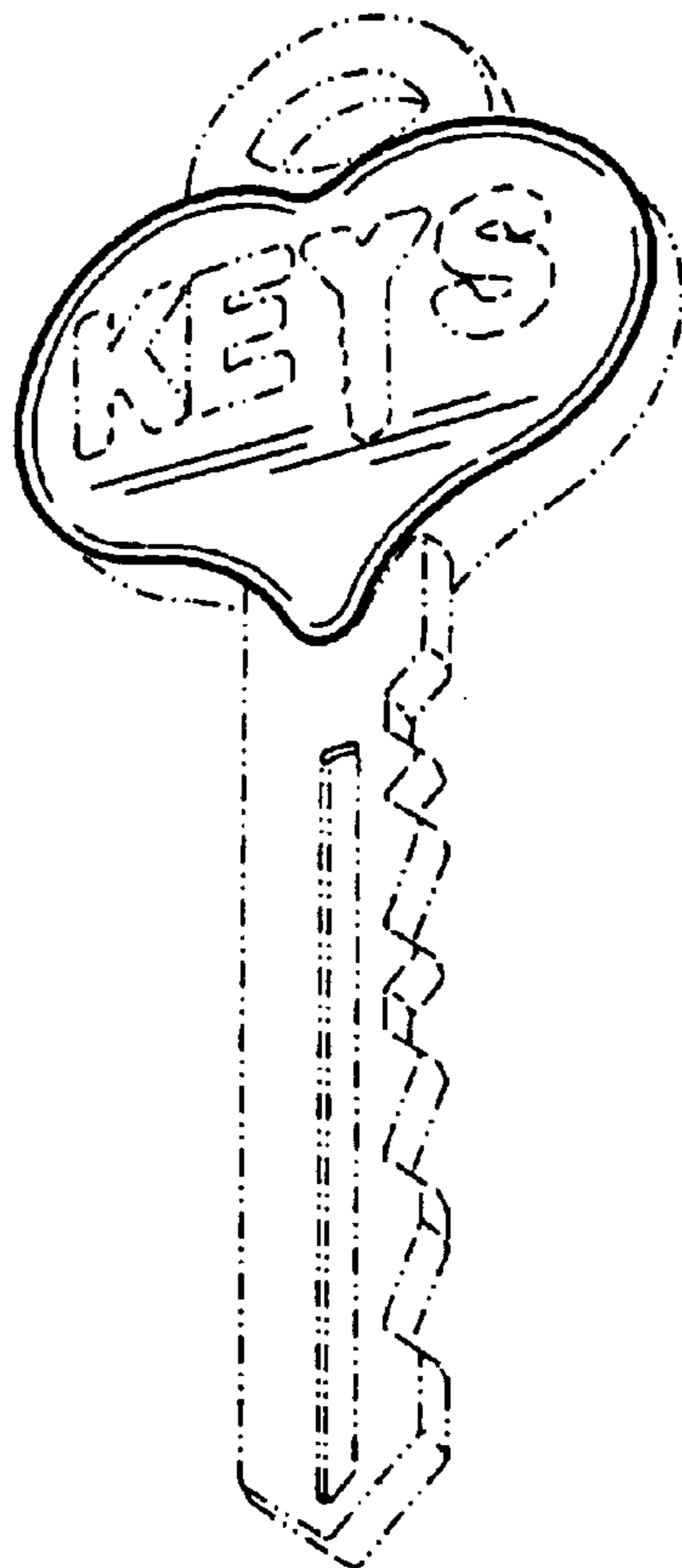
The broken lines, which define the bounds of the claimed design, and form on part thereof. The broken lines environmental are for illustrative purpose only and form no part of the claimed design.

(56) **References Cited**

U.S. PATENT DOCUMENTS

- 2,263,076 A * 11/1941 Enos 70/38 A
- D190,598 S * 6/1961 Manzardo D8/348
- 3,349,589 A * 10/1967 Fricke 70/395
- 3,427,833 A * 2/1969 Lempke 70/408
- D213,587 S * 3/1969 Unter D8/347
- D221,051 S * 7/1971 Kato D8/348
- D344,011 S * 2/1994 Carsello D8/347

1 Claim, 1 Drawing Sheet



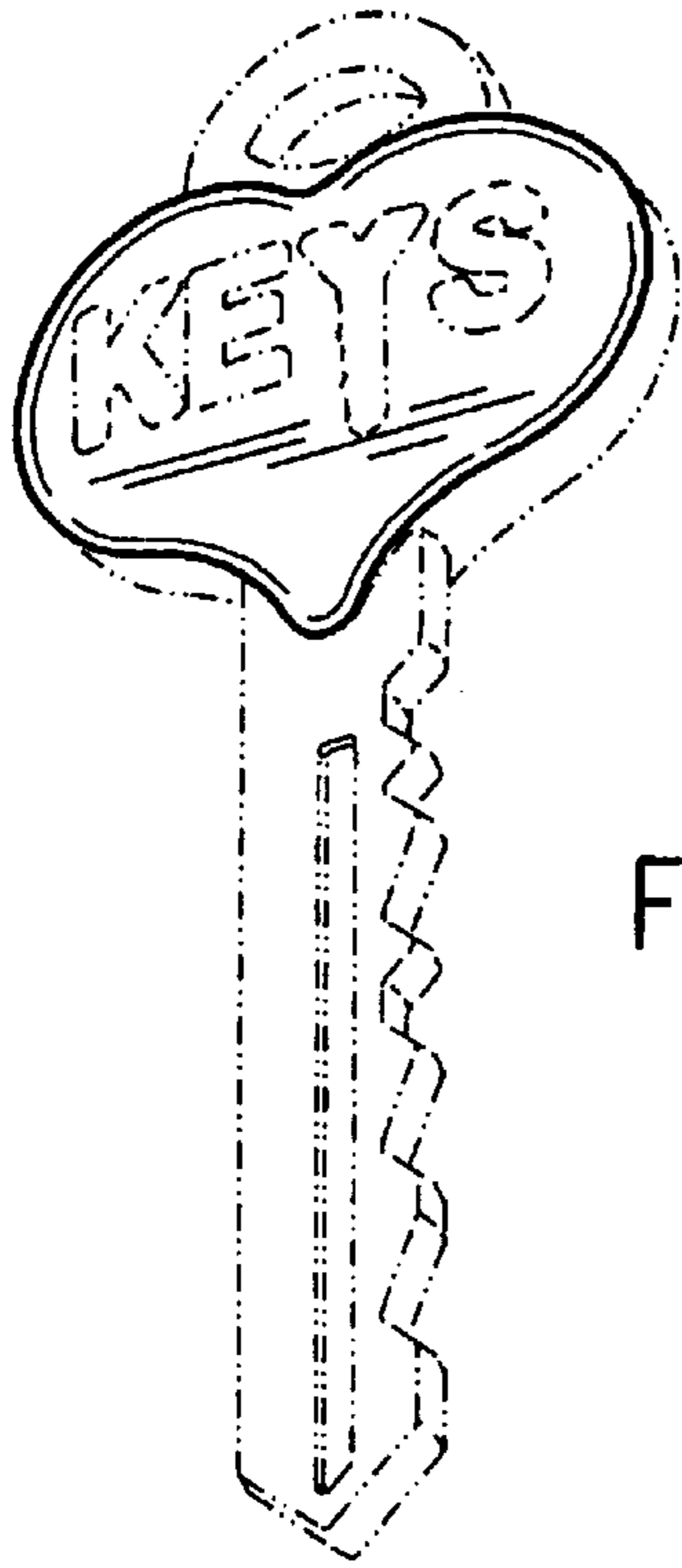


FIG. 1

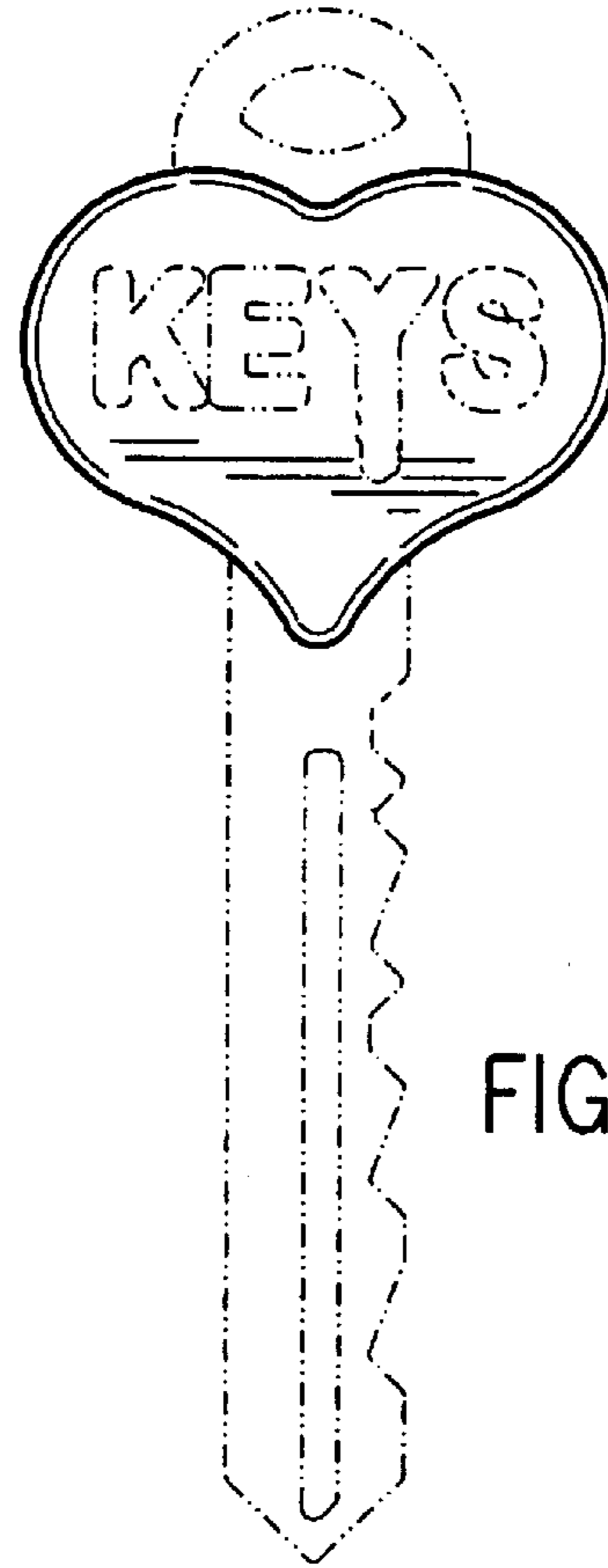


FIG. 2

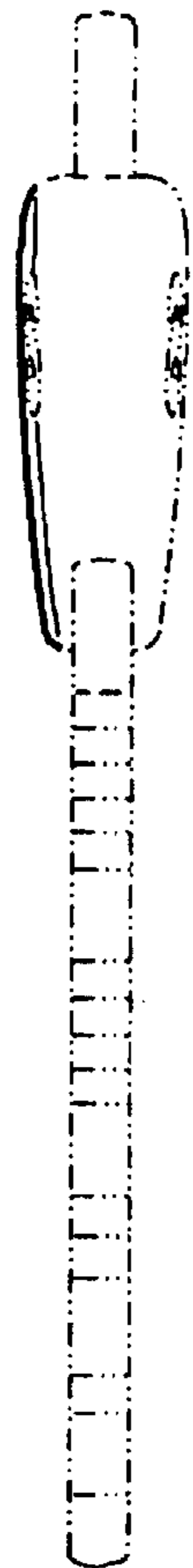


FIG. 3




FIG. 4

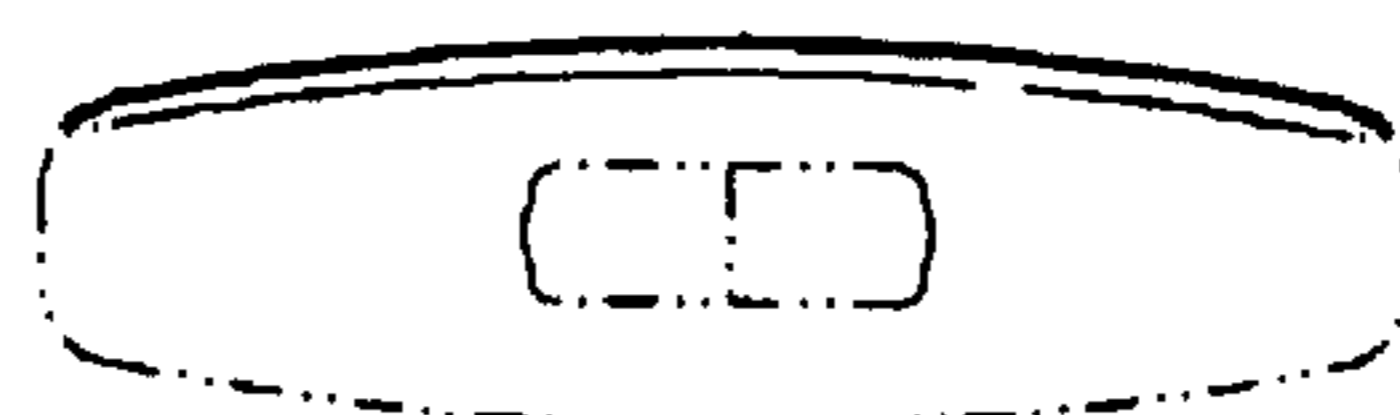


FIG. 5