



US00D537683S

(12) **United States Design Patent**
Tucker

(10) **Patent No.:** **US D537,683 S**

(45) **Date of Patent:** **** Mar. 6, 2007**

- (54) **CUTLERY DISPENSER**
- (76) Inventor: **Terence Tucker**, 611 Calle Embocadura, San Clemente, CA (US) 92673
- (**) Term: **14 Years**
- (21) Appl. No.: **29/191,415**
- (22) Filed: **Oct. 7, 2003**
- (51) **LOC (8) Cl.** **07-06**
- (52) **U.S. Cl.** **D7/637**
- (58) **Field of Classification Search** D7/637-641; D6/515-517; 206/553, 372, 557, 558, 561-564; 312/42; 221/131, 197
See application file for complete search history.

- 3,226,171 A * 12/1965 Fitzgerald, Jr. et al. 312/42
- 3,300,087 A 1/1967 Kuypers
- 3,313,452 A 4/1967 Katz
- 3,334,784 A 8/1967 Morrison
- D211,450 S * 6/1968 Caine D7/708
- D211,899 S * 8/1968 Kriegel D7/637
- 3,558,006 A 1/1971 Redmond et al.
- 3,680,736 A 8/1972 Viessman
- 4,489,854 A 12/1984 Wenkman et al.
- 4,662,536 A 5/1987 Powers
- 4,896,792 A 1/1990 Marchand
- D306,235 S * 2/1990 Tamamura D7/637
- D306,808 S 3/1990 Thomas
- 5,191,997 A 3/1993 Squitieri
- 5,586,685 A * 12/1996 Dorner et al. 221/197
- D378,564 S * 3/1997 Hall D7/637
- 6,336,568 B1 1/2002 Tucker et al.
- D461,663 S 8/2002 Tucker et al.
- D477,941 S 8/2003 Tucker et al.

(56) **References Cited**
U.S. PATENT DOCUMENTS

- 1,259,927 A 3/1918 Swift
- 1,546,077 A 7/1925 Hunter et al.
- 1,547,151 A 7/1925 Watling
- 1,675,510 A 7/1928 Nolan
- 1,886,378 A 11/1932 Dearsley
- 2,053,828 A 9/1936 Harper
- 2,078,984 A 5/1937 Williamson
- 2,239,196 A 4/1941 Lunvik
- 2,421,782 A * 6/1947 Gibbs et al. 221/197
- 2,571,668 A 10/1951 Booth et al.
- 2,574,099 A * 11/1951 Gessler 206/553
- D167,942 S * 10/1952 Jones D7/637
- 2,868,344 A 1/1959 Shields
- 2,878,962 A 3/1959 Chaney et al.
- 2,954,948 A 10/1960 Johnson
- 2,965,262 A 12/1960 Du Bois
- 3,095,114 A 6/1963 Tobias
- 3,136,416 A * 6/1964 Goldrosen 206/372
- 3,163,327 A 12/1964 Maxwell

* cited by examiner

Primary Examiner—Terry A. Wallace
(74) *Attorney, Agent, or Firm*—Stetina Brunda Garred & Brucker

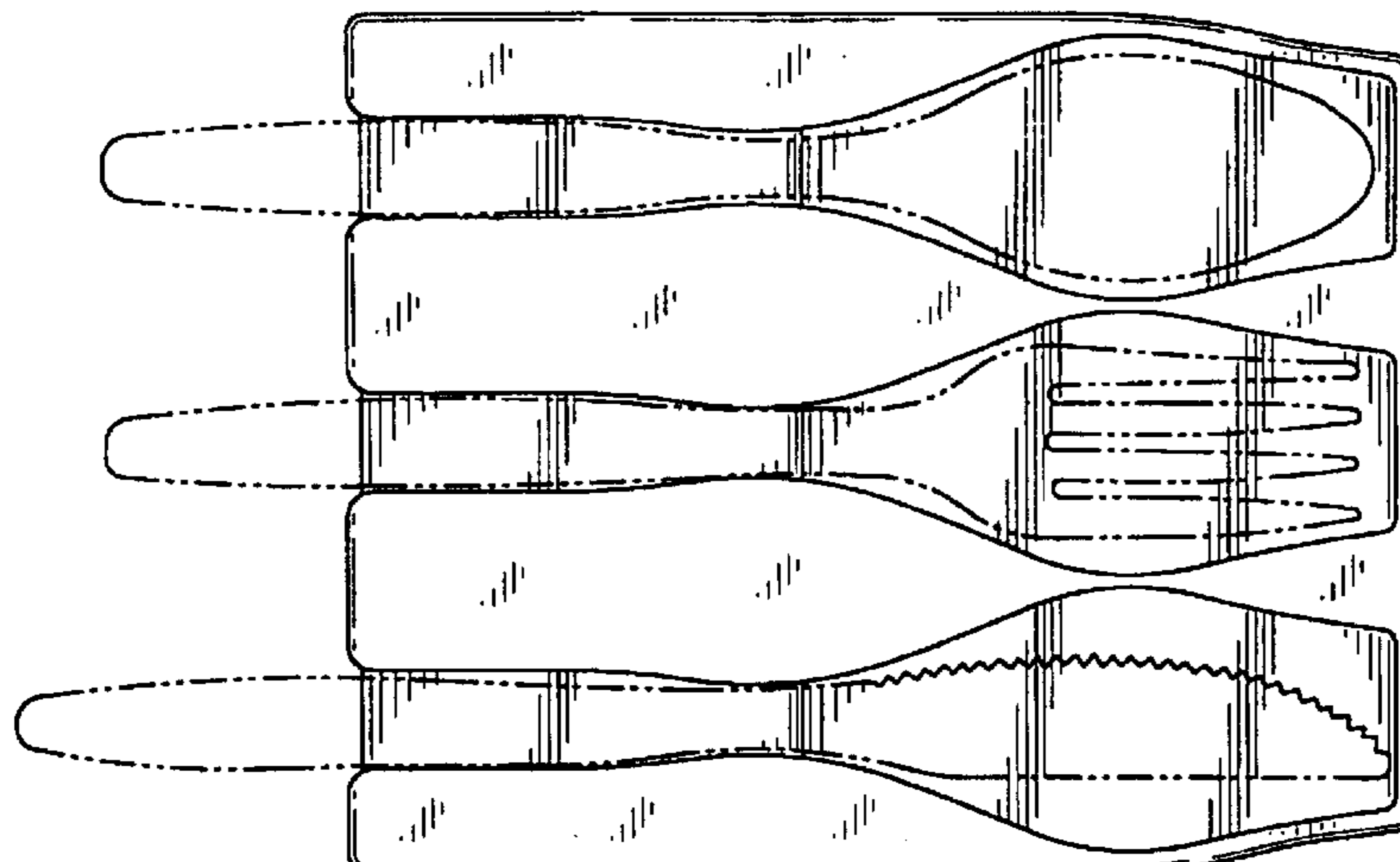
(57) **CLAIM**

The ornamental design for cutlery dispenser, as shown and described.

DESCRIPTION

FIG. 1 is a top plan view of the cutlery dispenser of the present invention showing my new design; FIG. 2 is a front elevational view thereof; FIG. 3 is a left side elevational view thereof; FIG. 4 is a right side elevational view thereof; and, FIG. 5 is a bottom plan view thereof. The broken lines are for illustrative purposes only and form no part of the claimed design.

1 Claim, 2 Drawing Sheets



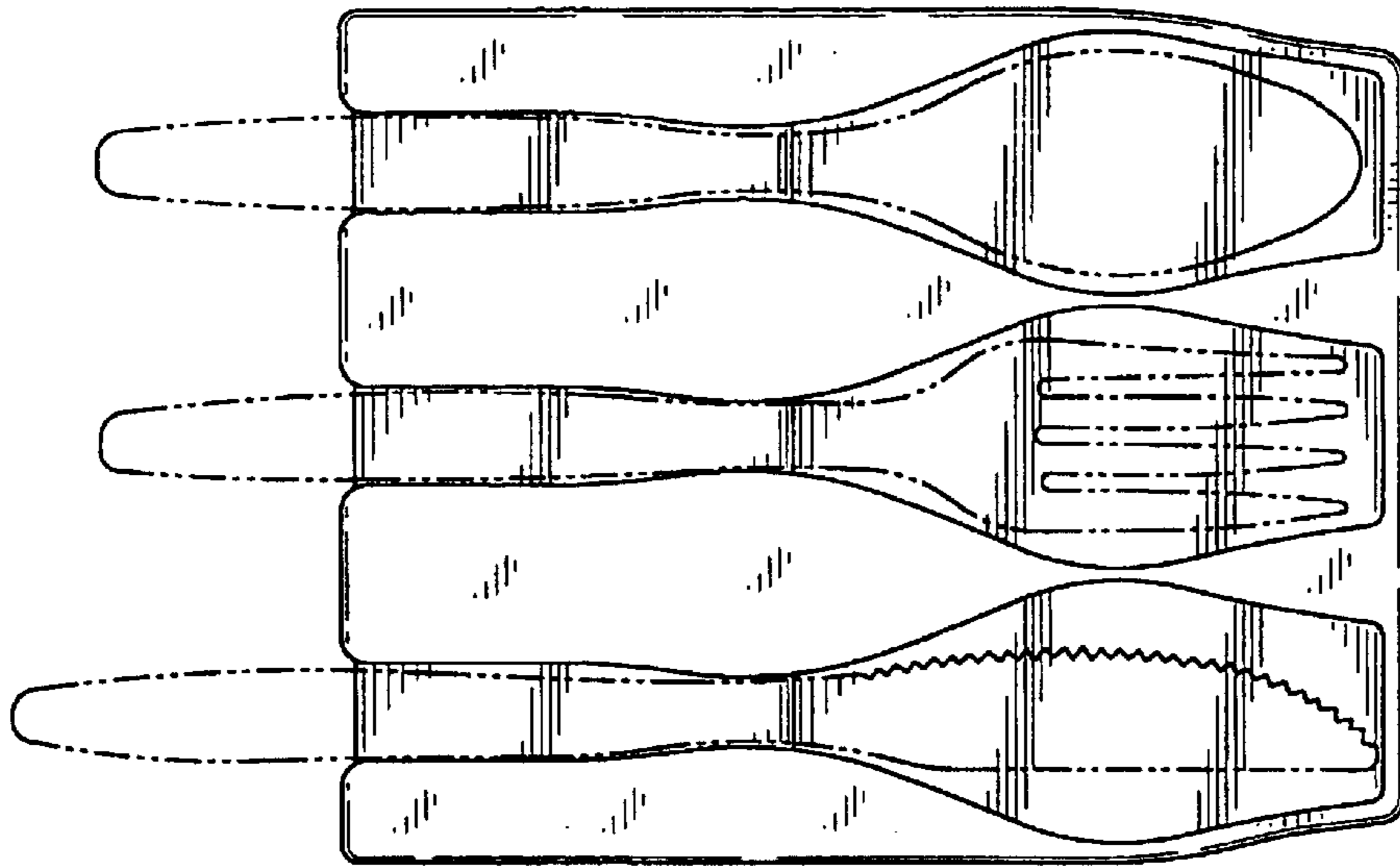


Fig. 1




Fig. 2

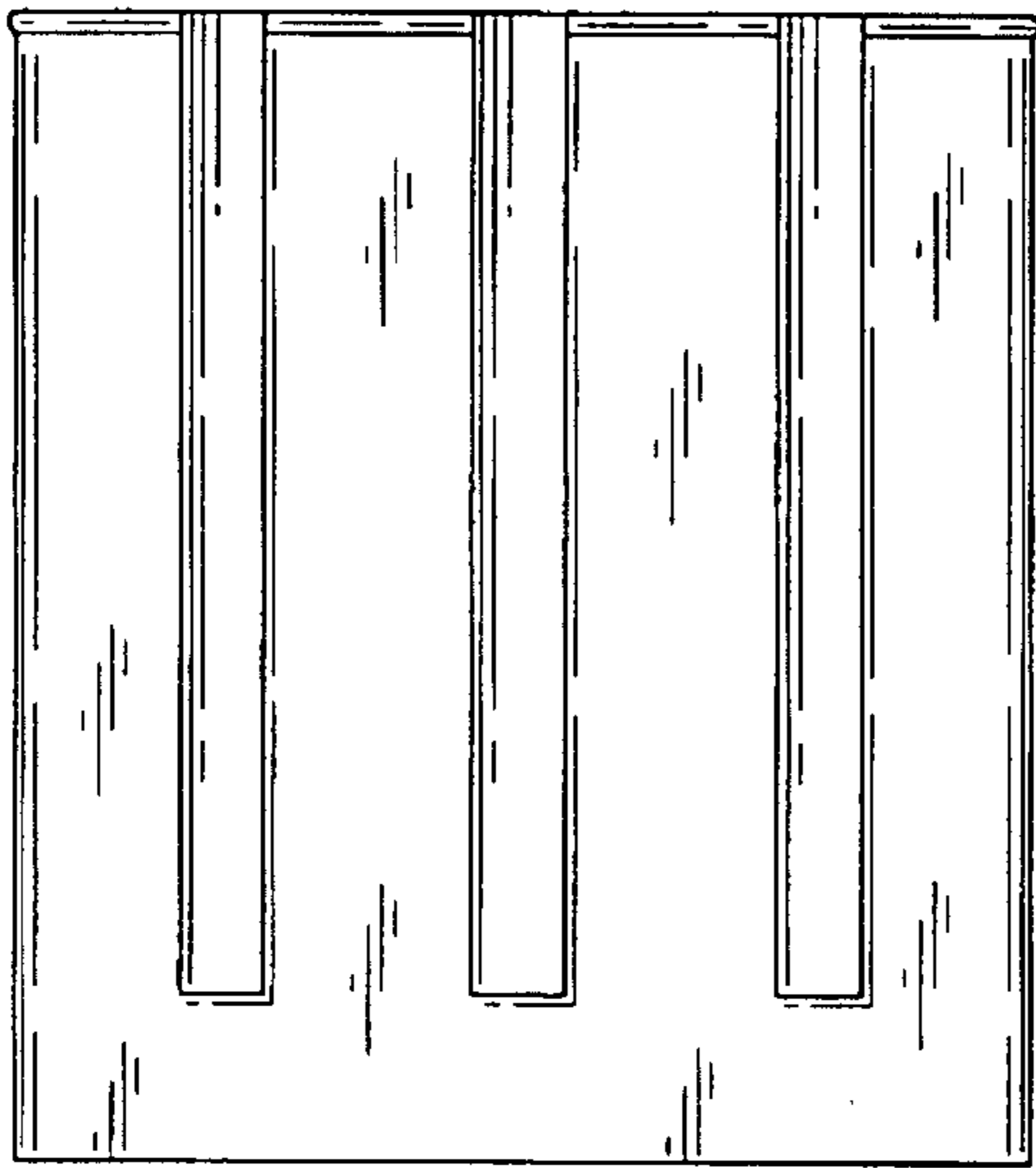


Fig. 3

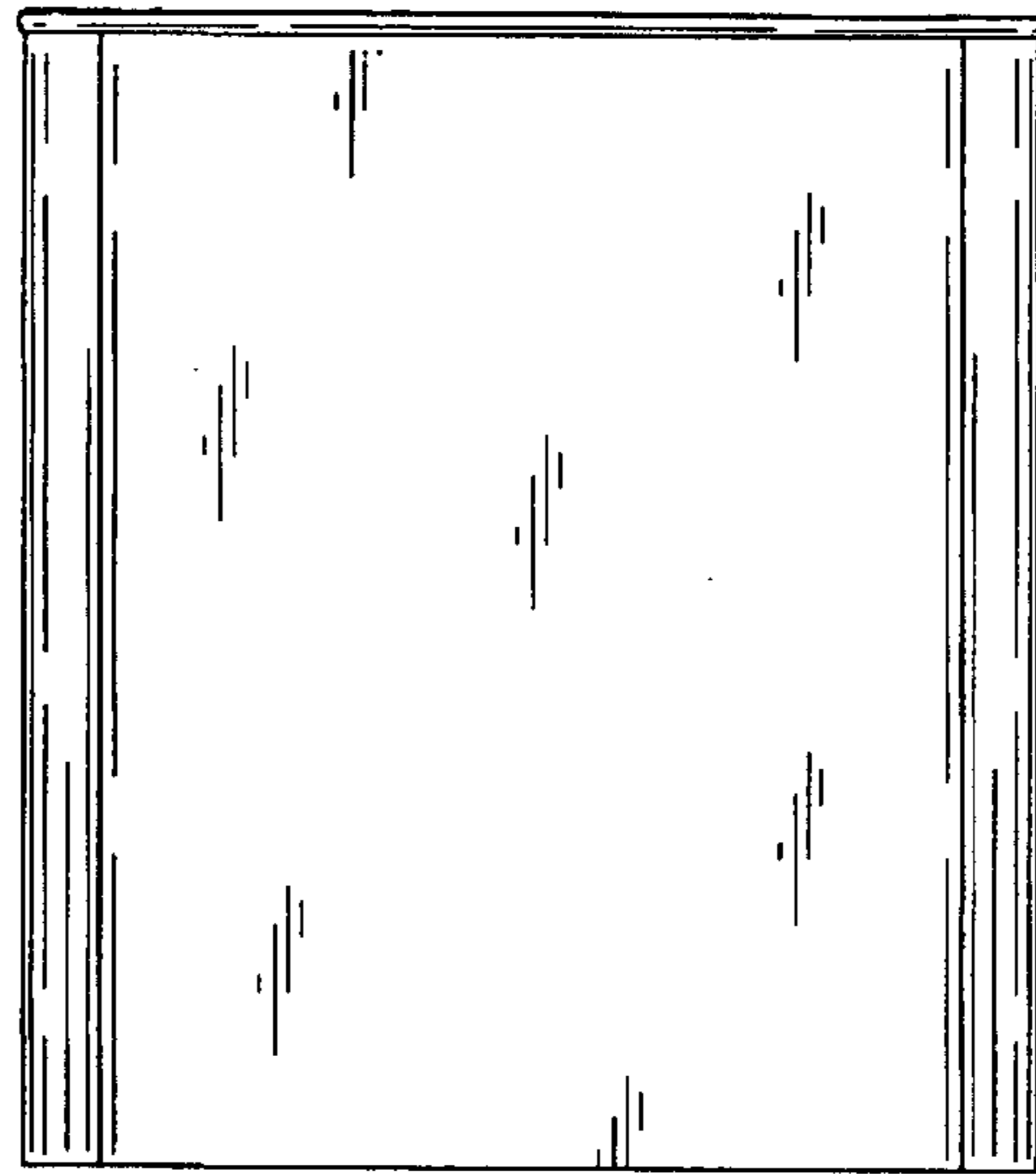


Fig. 4

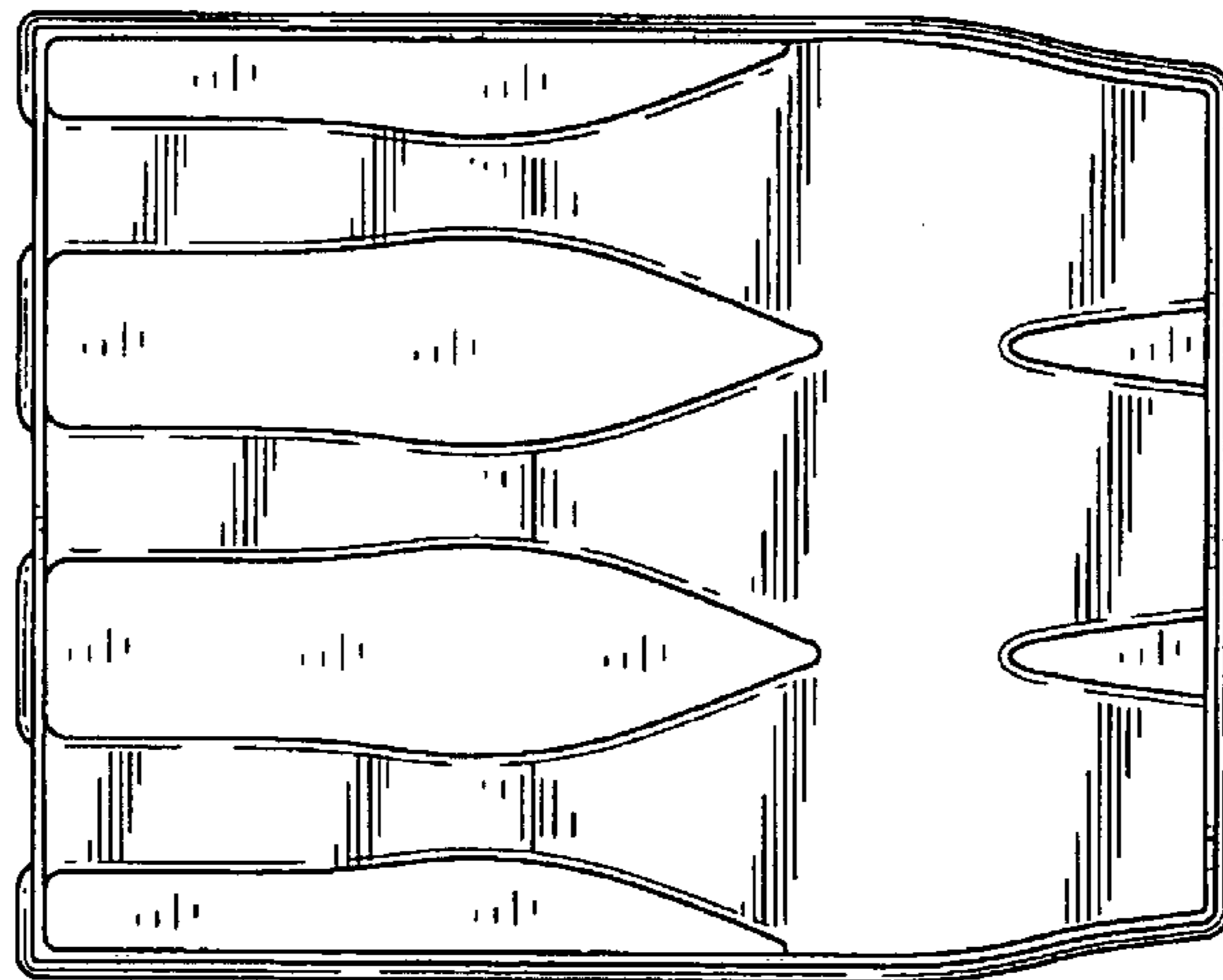


Fig. 5