



US00D537680S

(12) **United States Design Patent**
Pultz

(10) **Patent No.:** **US D537,680 S**

(45) **Date of Patent:** **** Mar. 6, 2007**

(54) **DRUM WITH SPICE DISPENSER**

D444,040 S * 6/2001 Yip D7/679

(76) Inventor: **Richard J. Pultz**, 1172 SE. 3rd Ter.,
Deerfield Beach, FL (US) 33441

* cited by examiner

(**) Term: **14 Years**

Primary Examiner—Terry A. Wallace
(74) *Attorney, Agent, or Firm*—Jon A. Gibbons; Fleit, Kain,
Gibbons, Cutman, Bongini & Bianco P.L.

(21) Appl. No.: **29/199,161**

(57) **CLAIM**

(22) Filed: **Jun. 16, 2004**

The ornamental design for a drum with spice dispenser, as shown.

(51) **LOC (8) Cl.** **07-06**

(52) **U.S. Cl.** **D7/594**

(58) **Field of Classification Search** D7/591–599,
D7/679, 372, 373; D17/22; 222/142.1–142.9;
241/168, 169, 169.1, 262, 286, 273.2
See application file for complete search history.

DESCRIPTION


FIG. 1 is a side plan view of a drum with spice dispenser, showing my new design;
FIG. 2 is a top plan view thereof;
FIG. 3 is a bottom plan view thereof; and,
FIG. 4 is a side perspective view thereof.
Portions of the design shown in broken or dashed lines in the drawings are for illustrative purposes only, and forms no part of the claim design.

(56) **References Cited**

U.S. PATENT DOCUMENTS

- D362,598 S * 9/1995 Kibbe D7/678
- D395,118 S * 6/1998 Cramer et al. D17/22
- D441,618 S * 5/2001 Yip D7/679

1 Claim, 2 Drawing Sheets






FIG. 1

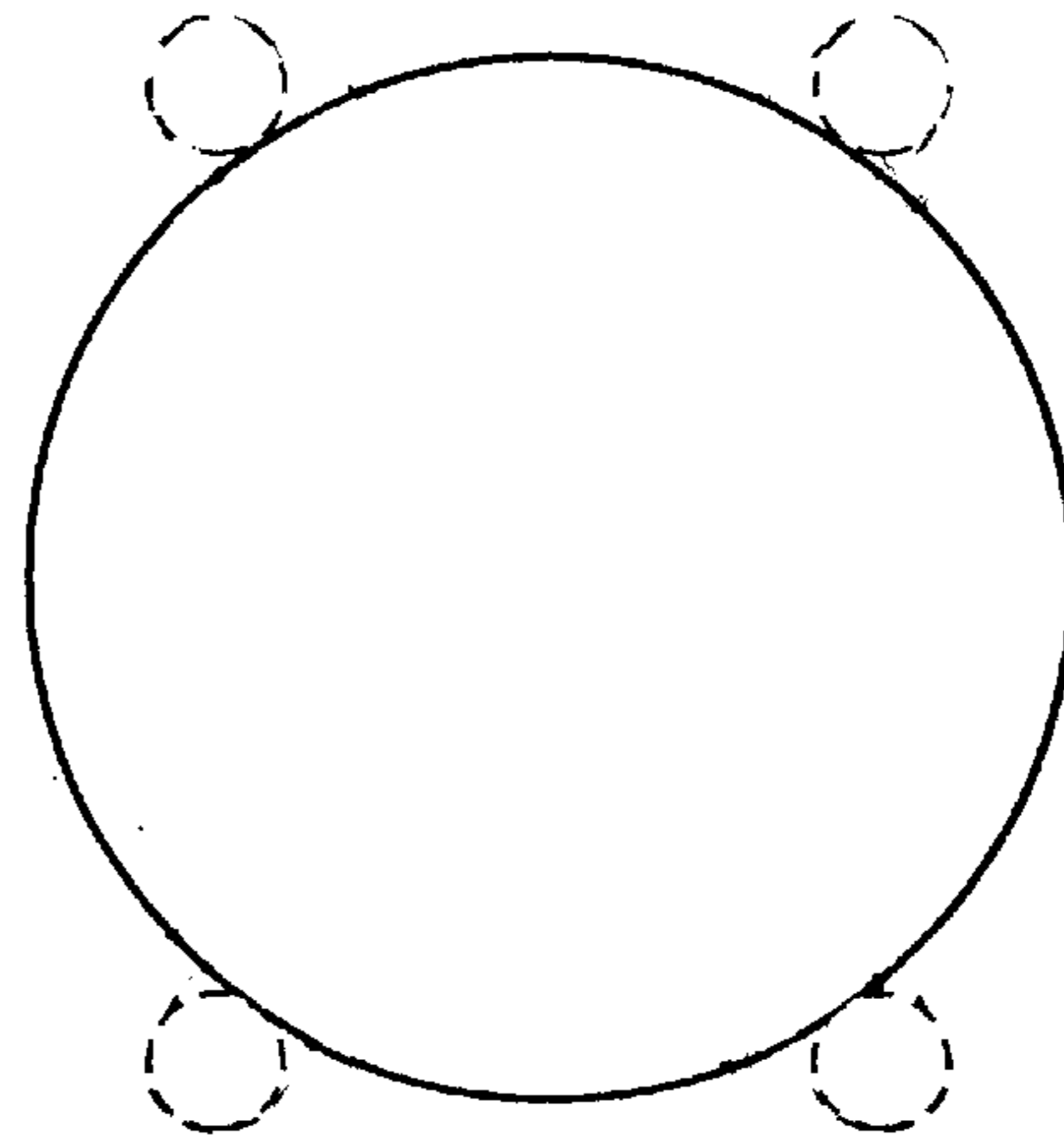


FIG. 2

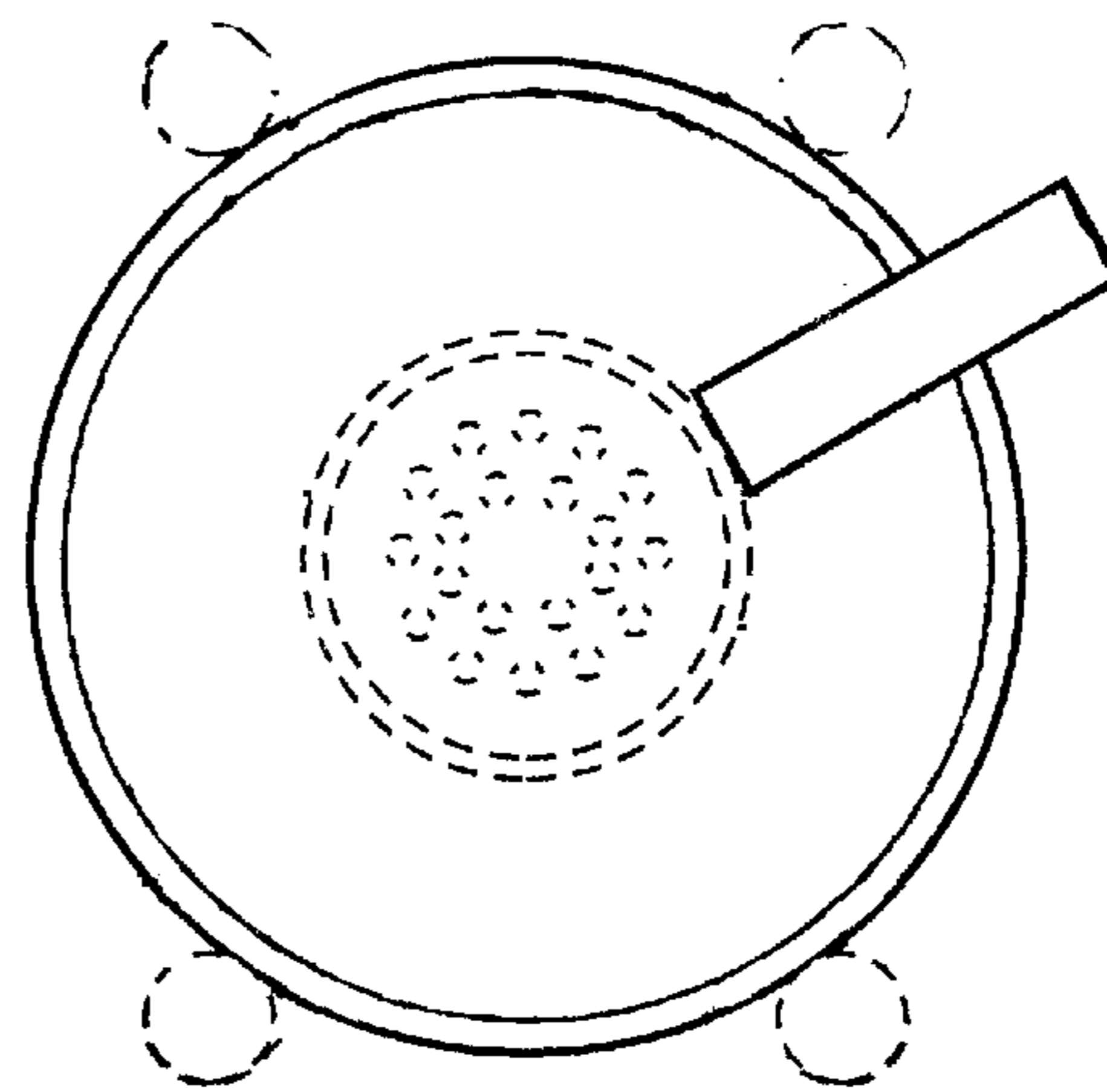


FIG. 3




FIG. 4