



US00D537679S

(12) **United States Design Patent**
Majka

(10) **Patent No.:** **US D537,679 S**

(45) **Date of Patent:** **** Mar. 6, 2007**

- (54) **PLATE**
- (75) **Inventor:** **Shelley A. Majka**, Liverpool, NY (US)
- (73) **Assignee:** **Syracuse China Company**, Syracuse, NY (US)
- (**) **Term:** **14 Years**
- (21) **Appl. No.:** **29/222,129**
- (22) **Filed:** **Jan. 26, 2005**
- (51) **LOC (8) Cl.** **07-01**
- (52) **U.S. Cl.** **D7/566; D7/550.1**
- (58) **Field of Classification Search** D7/566, D7/567, 550.1, 587, 354, 543, 672, 551.1, D7/551; D9/425; D28/73; D3/304; D30/129, D30/131, 130; 220/557, 574, 5; 229/106
See application file for complete search history.

- D520,304 S * 5/2006 Kilders D7/566
- D520,749 S * 5/2006 Boutin D3/304
- D522,316 S * 6/2006 Kilders D7/566
- D525,831 S * 8/2006 Ray D7/566

* cited by examiner

Primary Examiner—M. N. Pandozzi

(74) *Attorney, Agent, or Firm*—MacMillan, Sobanski & Todd, LLC

(57) **CLAIM**

The ornamental design for a plate, as shown and described.

DESCRIPTION

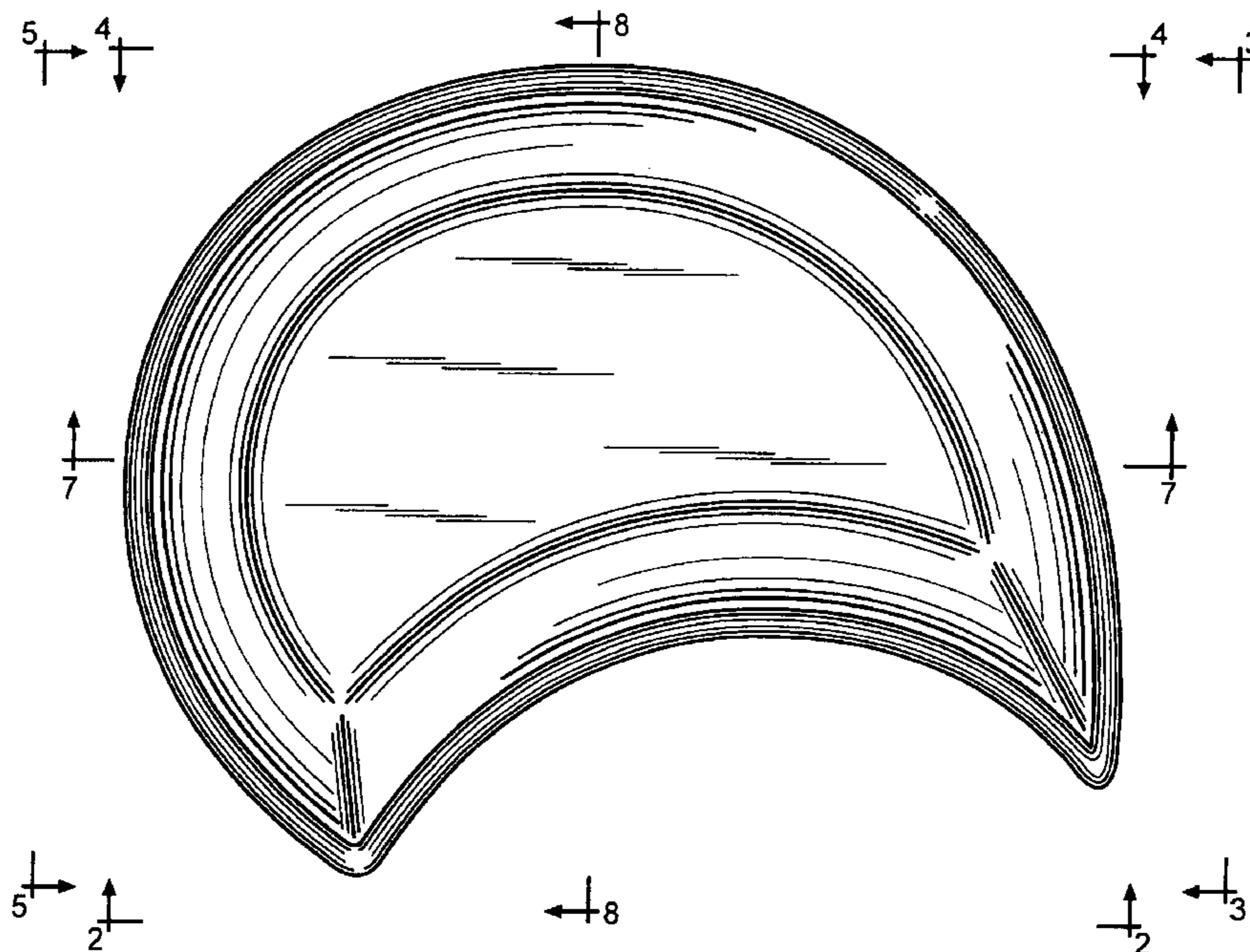
FIG. 1 is a top plan view of a plate according to the present design;
 FIG. 2 is a front elevational view thereof taken along line 2—2 of FIG. 1;
 FIG. 3 is a right side elevational view thereof taken along line 3—3 of FIG. 1;
 FIG. 4 is a rear elevational view thereof taken along line 4—4 of FIG. 1;
 FIG. 5 is a left side elevational view thereof taken along line 5—5 of FIG. 1;
 FIG. 6 is a bottom plan view thereof;
 FIG. 7 is a cross-sectional view thereof taken along line 7—7 of FIG. 1;
 FIG. 8 is a cross-sectional view thereof taken along line 8—8 of FIG. 1; and,
 FIG. 9 is an environmental top plan view thereof.
 The broken line showing of three other plates is included for the purpose of illustrating how the claimed design would appear when positioned with other like plates and forms no part of the claimed design.

(56) **References Cited**

U.S. PATENT DOCUMENTS

- D35,476 S * 12/1901 Springer D7/550.1
- 798,264 A * 8/1905 Carrier 229/107
- D135,524 S * 4/1943 Johnstone D7/550.1
- D186,040 S * 9/1959 Stageberg D7/566
- D186,041 S * 9/1959 Stageberg D7/566
- D186,042 S * 9/1959 Stageberg D7/543
- D284,058 S * 6/1986 Kahn et al. D7/587
- D329,107 S * 9/1992 Hardy D30/131
- D352,367 S * 11/1994 Gryzlak D30/123
- D430,458 S * 9/2000 Kellermann D7/566
- D467,687 S * 12/2002 Tangolics D30/129
- D471,765 S * 3/2003 Wellner D7/550.1
- D473,106 S * 4/2003 Scherer D7/555
- D499,610 S * 12/2004 Laib D7/550.1

1 Claim, 6 Drawing Sheets



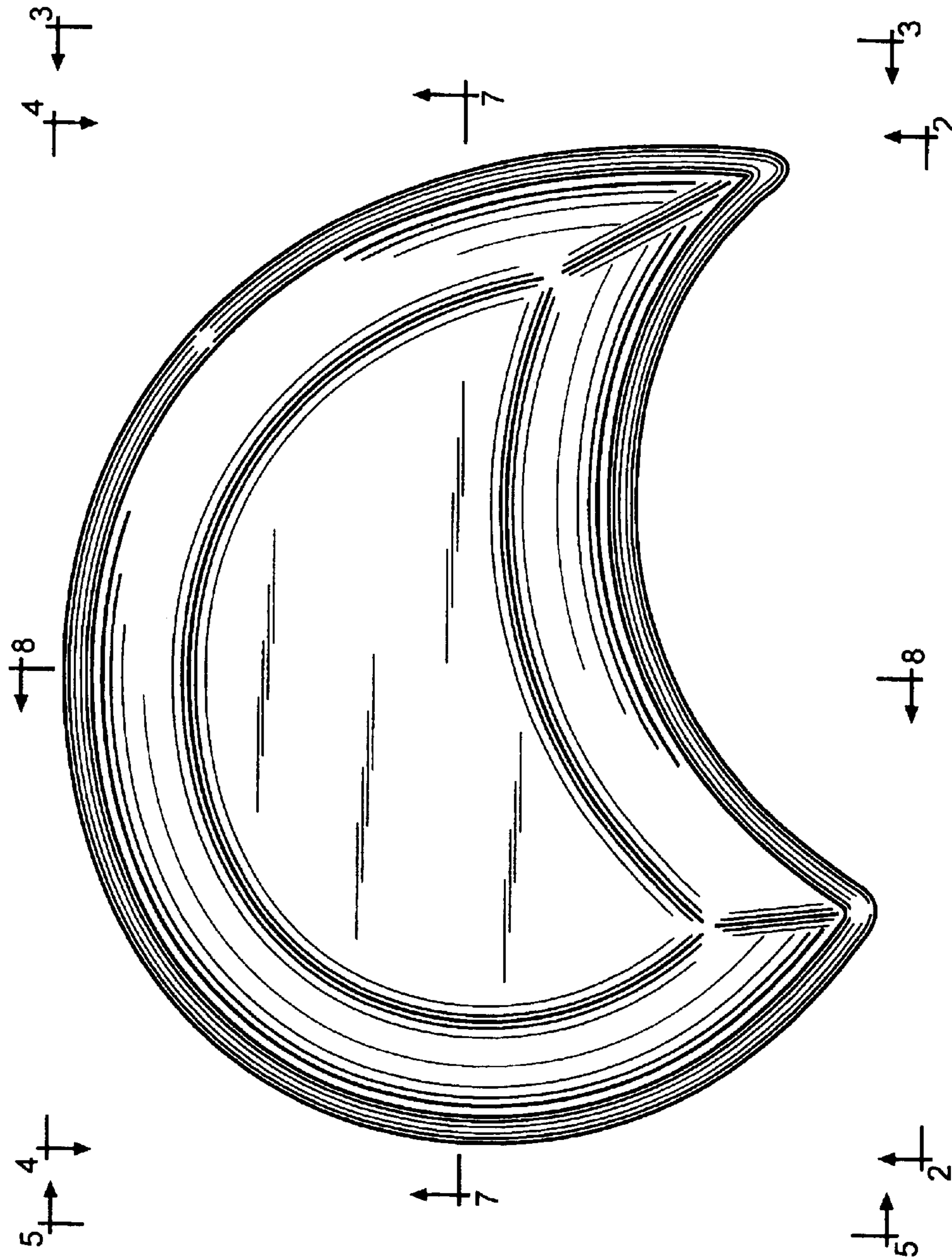


FIG. 1

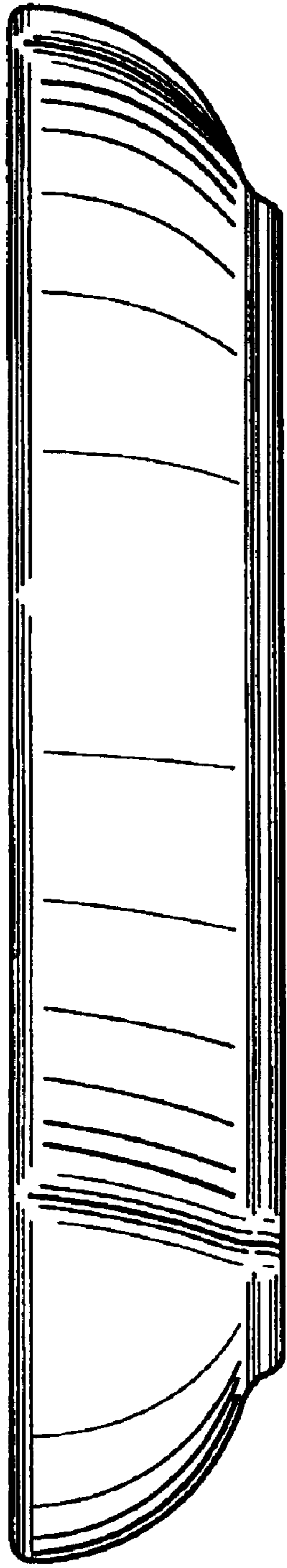


FIG. 2




FIG. 3

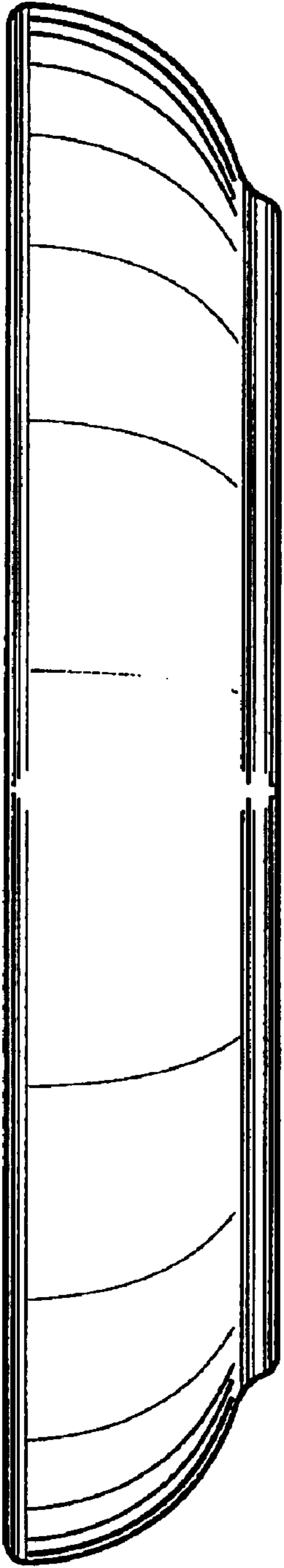


FIG. 4

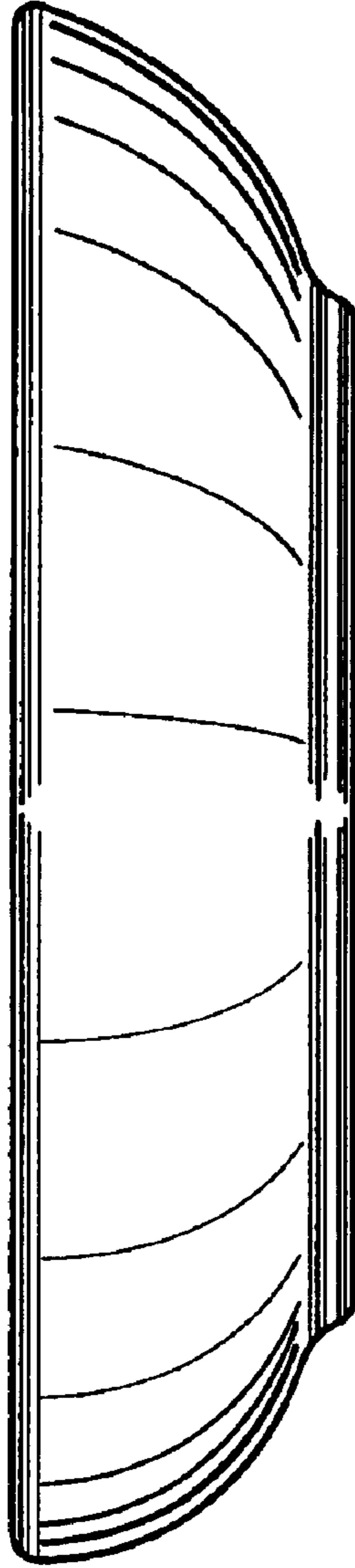


FIG. 5




FIG. 6

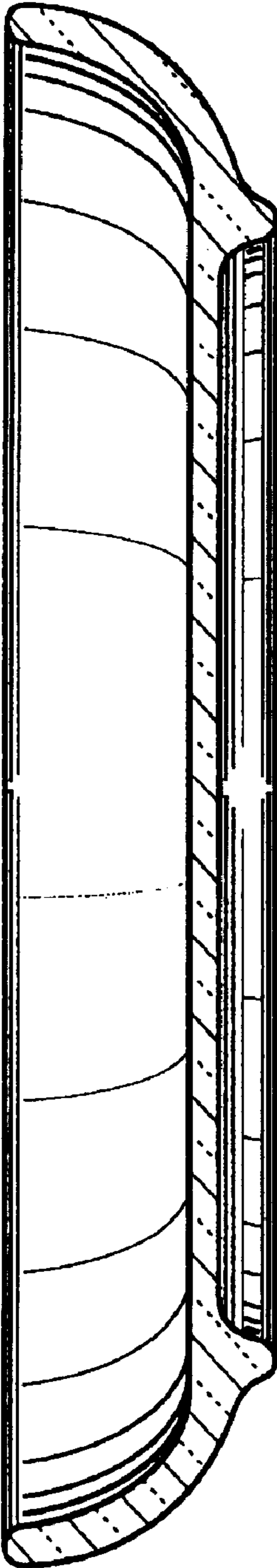


FIG. 7

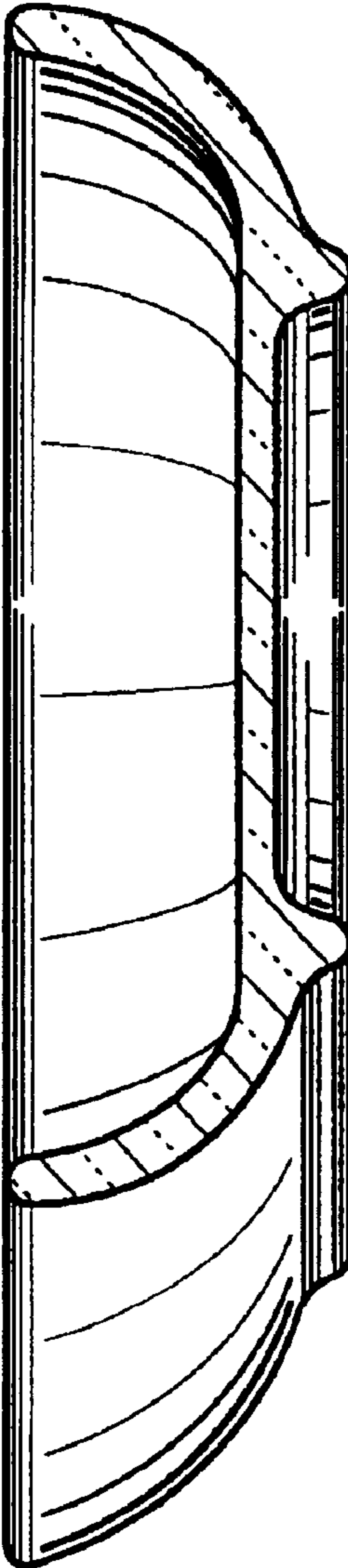


FIG. 8

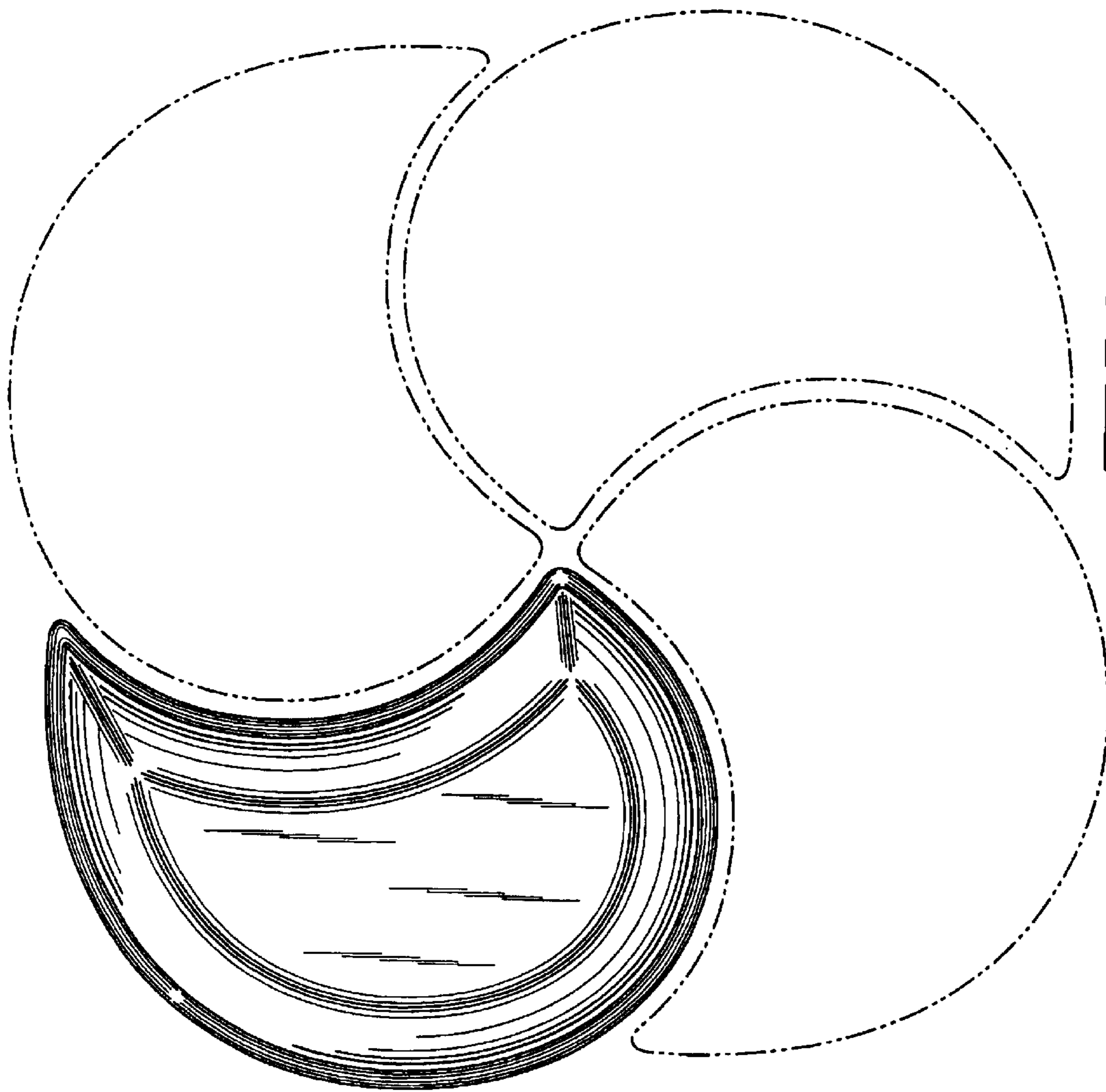


FIG. 9