



US00D537671S

(12) **United States Design Patent**
Hoenstein

(10) **Patent No.:** **US D537,671 S**

(45) **Date of Patent:** **** Mar. 6, 2007**

(54) **PAN FOR COOKING**

(75) Inventor: **Mathaeus Thun Hoenstein**, Milan (IT)

(73) Assignee: **T.V.S. S.p.A.**, Trasanni (IT)

(**) Term: **14 Years**

(21) Appl. No.: **29/206,963**

(22) Filed: **Jun. 7, 2004**

(30) **Foreign Application Priority Data**

Jan. 27, 2004 (IT) MI200400019

(51) **LOC (8) Cl.** **07-02**

(52) **U.S. Cl.** **D7/361**

(58) **Field of Classification Search** D7/323,
D7/354-361, 391, 393-396, 500; 99/140 R,
99/324, 339, 345, 422, 424, 426, 445; 219/620-622,
219/725-730; 220/573.1-574, 912; 222/146,
222/572

See application file for complete search history.

(56) **References Cited**

U.S. PATENT DOCUMENTS

- 524,854 A * 8/1894 Knapp 220/769
- D135,348 S * 3/1943 Scheider D7/361
- D135,977 S * 7/1943 Poglein D7/361
- D175,713 S * 10/1955 Cunningham D7/361
- D204,145 S * 3/1966 De Puy D7/361
- D232,690 S * 9/1974 Aries D7/361
- D236,415 S * 8/1975 Cyren D7/361
- 5,121,848 A * 6/1992 Waligorski 220/755

- D373,287 S * 9/1996 Antonio D7/361
- D373,929 S * 9/1996 Gambini D7/395
- D375,433 S * 11/1996 Jorgensen D7/354
- D377,883 S * 2/1997 Candianides D7/361
- D453,092 S * 1/2002 Coudurier D7/361
- D467,462 S * 12/2002 Teisen-Simony et al. D7/360
- D470,716 S * 2/2003 Kloppsteck D7/361
- D482,563 S * 11/2003 Candianides D7/361
- D499,930 S * 12/2004 Bodum D7/361
- D507,719 S * 7/2005 Spagnolo D7/361

FOREIGN PATENT DOCUMENTS

- GB 3014573 * 9/2003
- GB 3017522 * 6/2004

* cited by examiner

Primary Examiner—Cathron C. Brooks

Assistant Examiner—Ricky Pham

(74) *Attorney, Agent, or Firm*—Bucknam and Archer

(57) **CLAIM**

The ornamental design for a pan for cooking, as shown and described.

DESCRIPTION

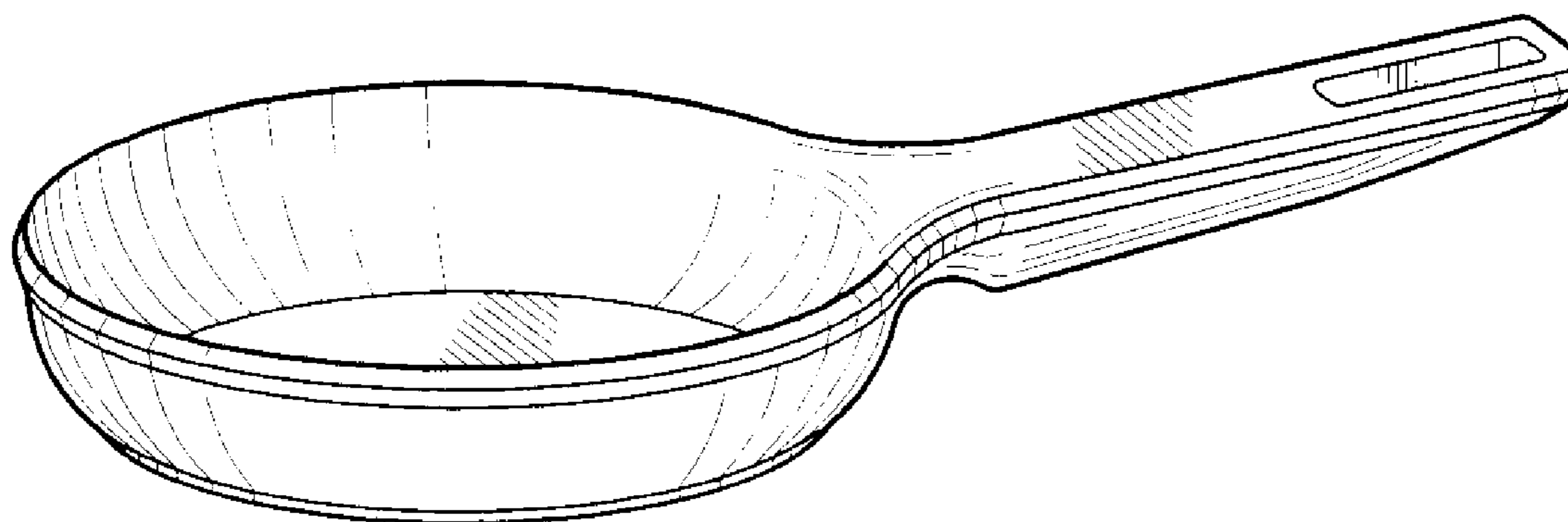
FIG. 1 shows a perspective view of my design for a pan for cooking;

FIG. 2 shows a top plan view thereof;

FIG. 3 shows a right side elevational view thereof; left side being a mirror image; and,

FIG. 4 shows a front elevational view.

1 Claim, 2 Drawing Sheets



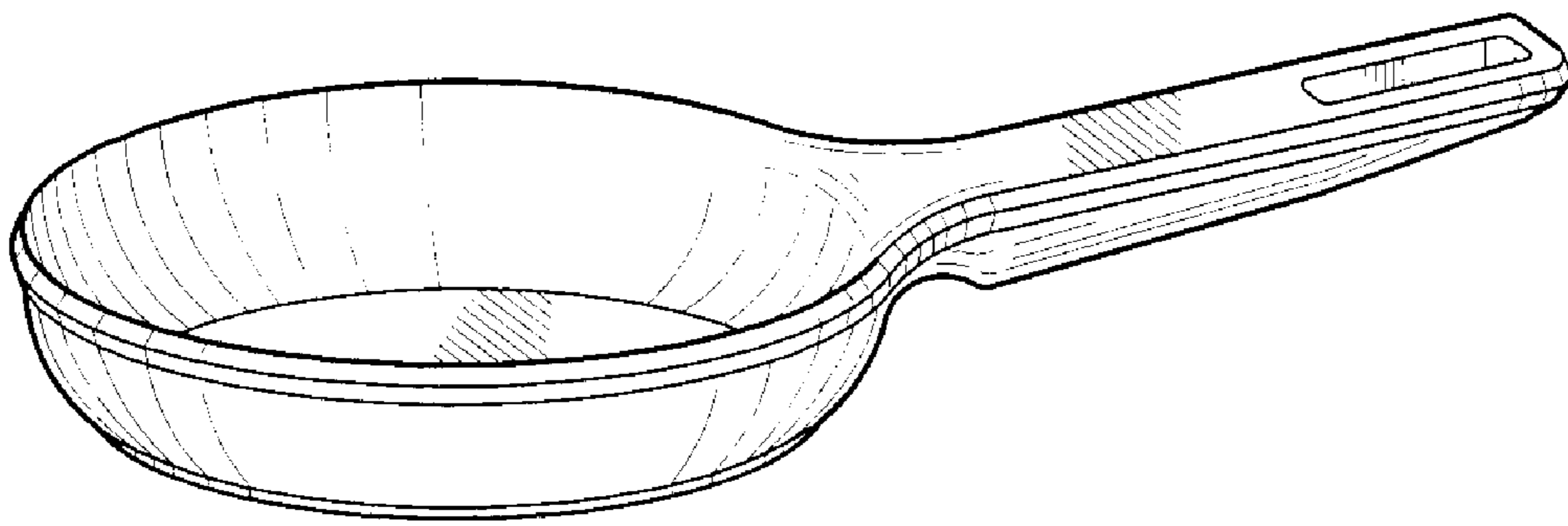


FIG. 1

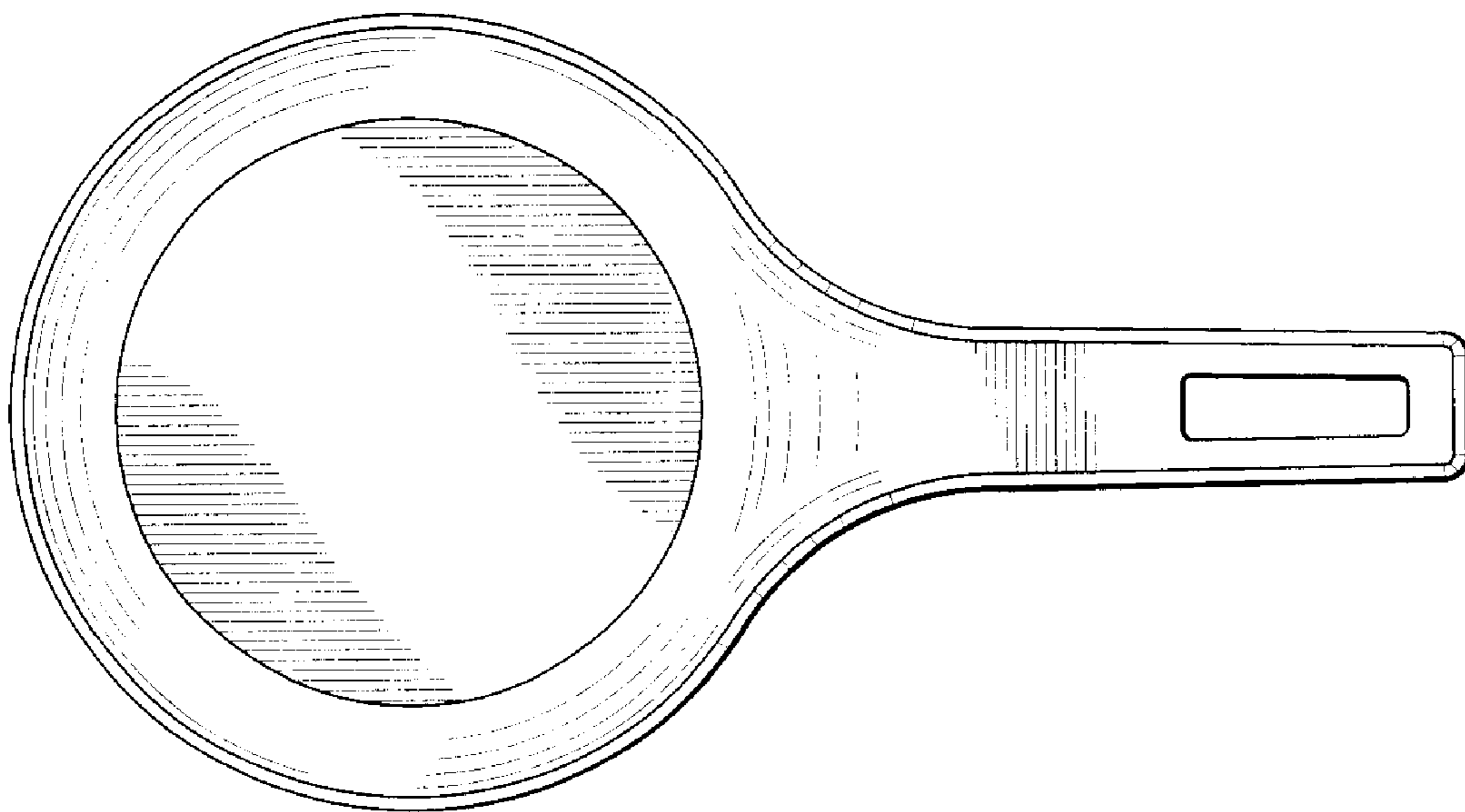


FIG. 2

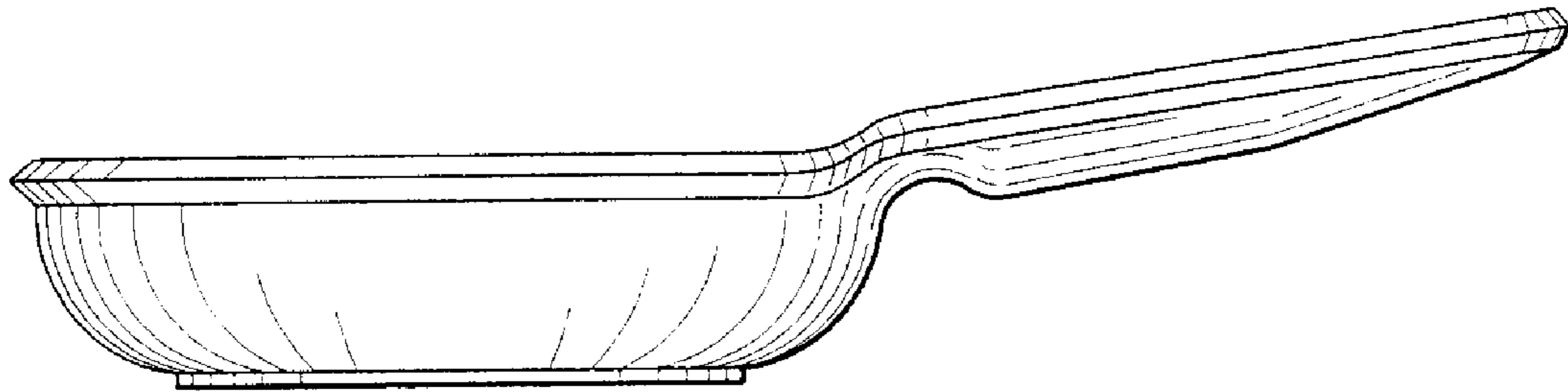


FIG. 3

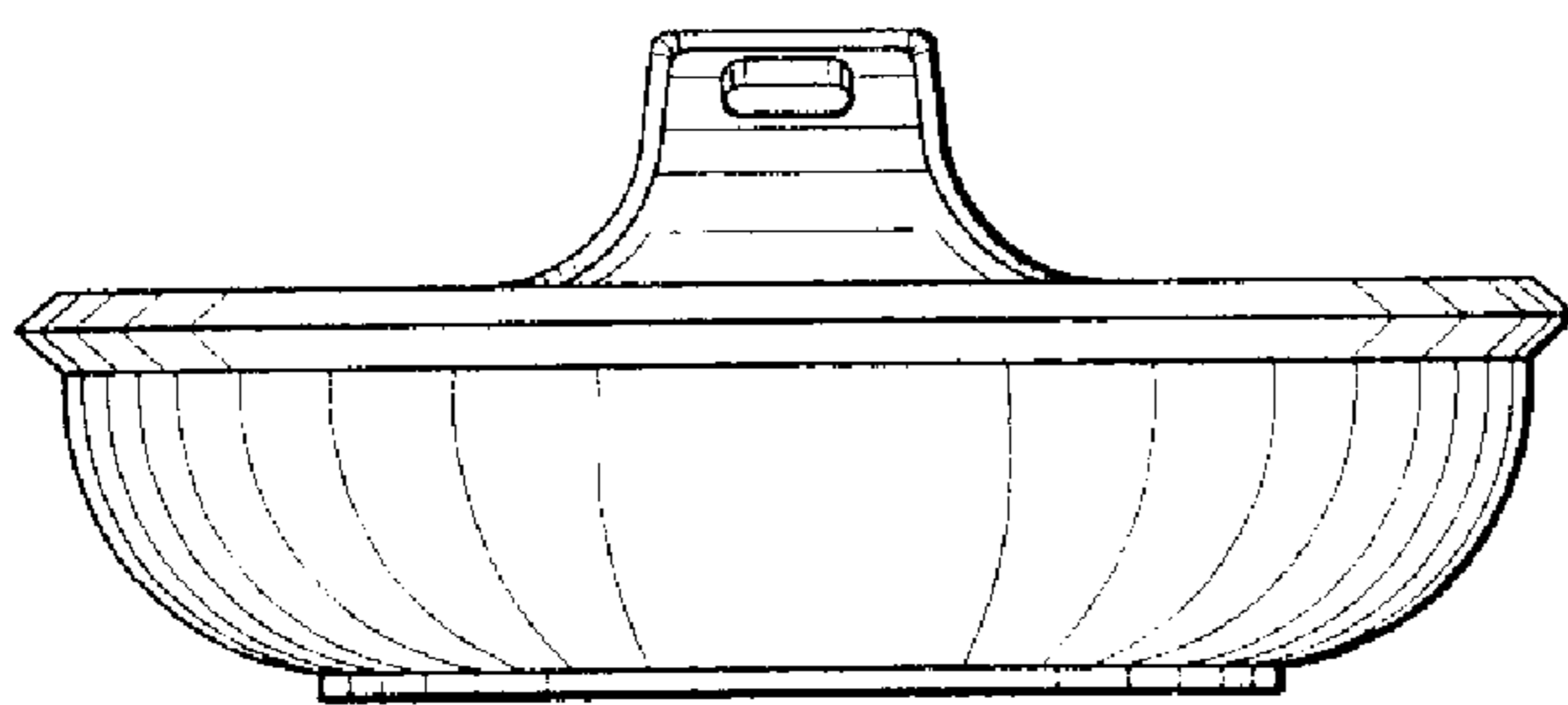


FIG. 4