



US00D537661S

(12) **United States Design Patent**  
**McDiarmid et al.**

(10) **Patent No.:** **US D537,661 S**

(45) **Date of Patent:** **\*\* Mar. 6, 2007**

(54) **SEAT AND BACKREST FOR A CHAIR**

(75) Inventors: **Ronald D. McDiarmid**, La Habra, CA (US); **Jose Enriques Ortiz**, Lewisville, TX (US)

(73) Assignee: **Gruga, U.S.A.**, Irwindale, CA (US)

(\*\*) Term: **14 Years**

(21) Appl. No.: **29/255,067**

(22) Filed: **Mar. 3, 2006**

(51) **LOC (8) Cl.** ..... **06-01**

(52) **U.S. Cl.** ..... **D6/500; D6/366**

(58) **Field of Classification Search** ..... D6/334-335,  
D6/356, 364, 365, 366, 367, 368, 374, 500-502;  
297/452.21, 452.26, 452.29, 452.32, 452.35,  
297/452.37, 452.48

See application file for complete search history.

(56) **References Cited**

**U.S. PATENT DOCUMENTS**

D451,716 S	*	12/2001	Tseng	.....	D6/500
D451,718 S	*	12/2001	Tseng	.....	D6/500
D454,014 S	*	3/2002	Su	.....	D6/500
D481,231 S	*	10/2003	True	.....	D6/500
D491,398 S	*	6/2004	True	.....	D6/500
D492,143 S	*	6/2004	True	.....	D6/366

D494,389 S	*	8/2004	True	.....	D6/500
D494,391 S	*	8/2004	True	.....	D6/366
D494,788 S	*	8/2004	True	.....	D6/502
D495,168 S	*	8/2004	True	.....	D6/500
D511,260 S	*	11/2005	True	.....	D6/366
D518,319 S	*	4/2006	True	.....	D6/500

\* cited by examiner

*Primary Examiner*—Mimosa De

(74) *Attorney, Agent, or Firm*—Sheppard, Mullin, Richter & Hampton LLP

(57) **CLAIM**

We claim the ornamental design for a seat and backrest for a chair, as shown and described.

**DESCRIPTION**

FIG. 1 is a left, front perspective view of a seat and backrest for a chair embodying our new design.

FIG. 2 is a front elevational view thereof.

FIG. 3 is a rear elevational view thereof.


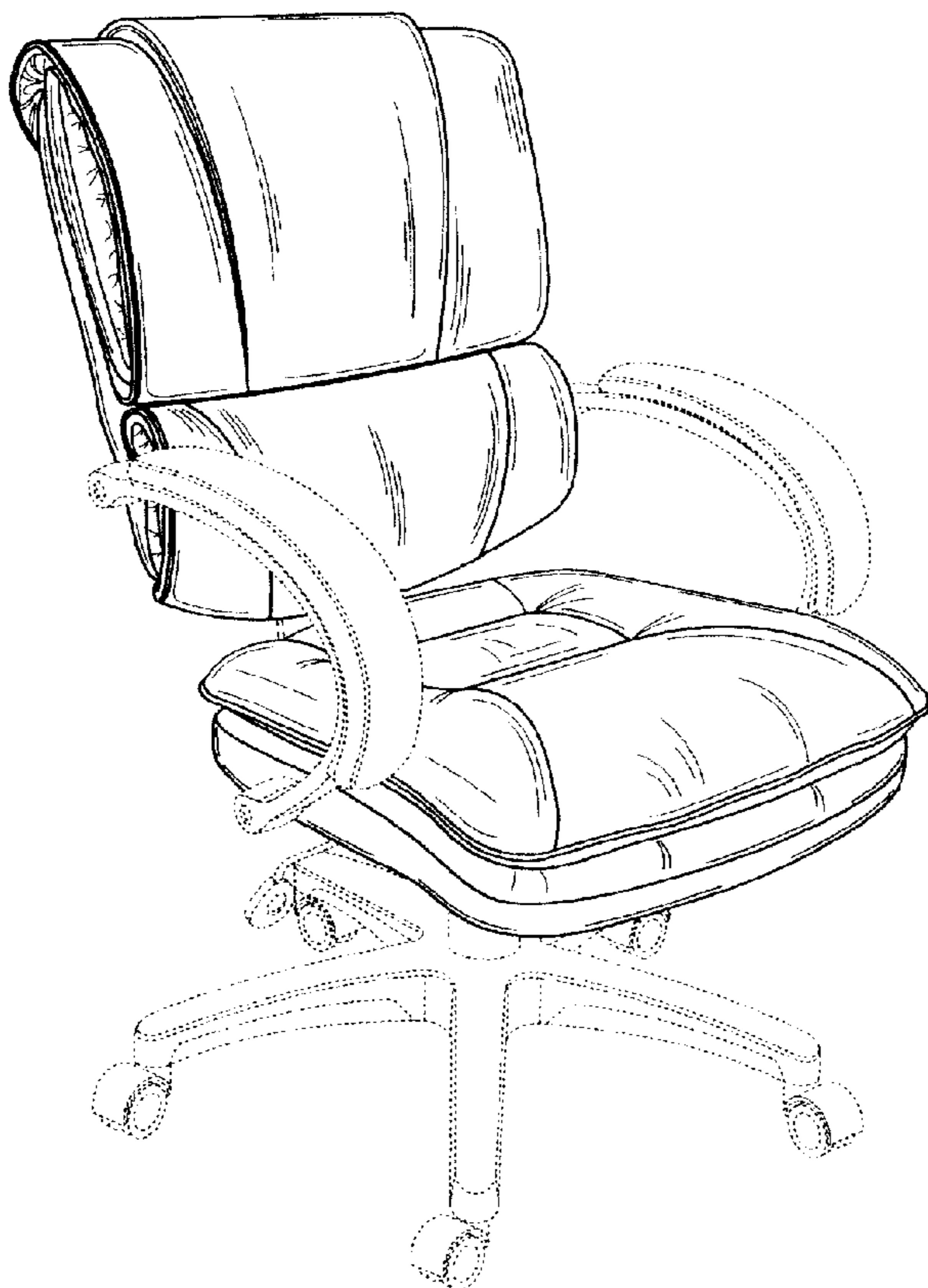
FIG. 4 is a left side elevational view thereof, the right side elevational view being a mirror image thereof.

FIG. 5 is a top plan view thereof; and,

FIG. 6 is a bottom plan view thereof.

The broken lines depicting chair arms and a chair base are not part of the design.

**1 Claim, 5 Drawing Sheets**



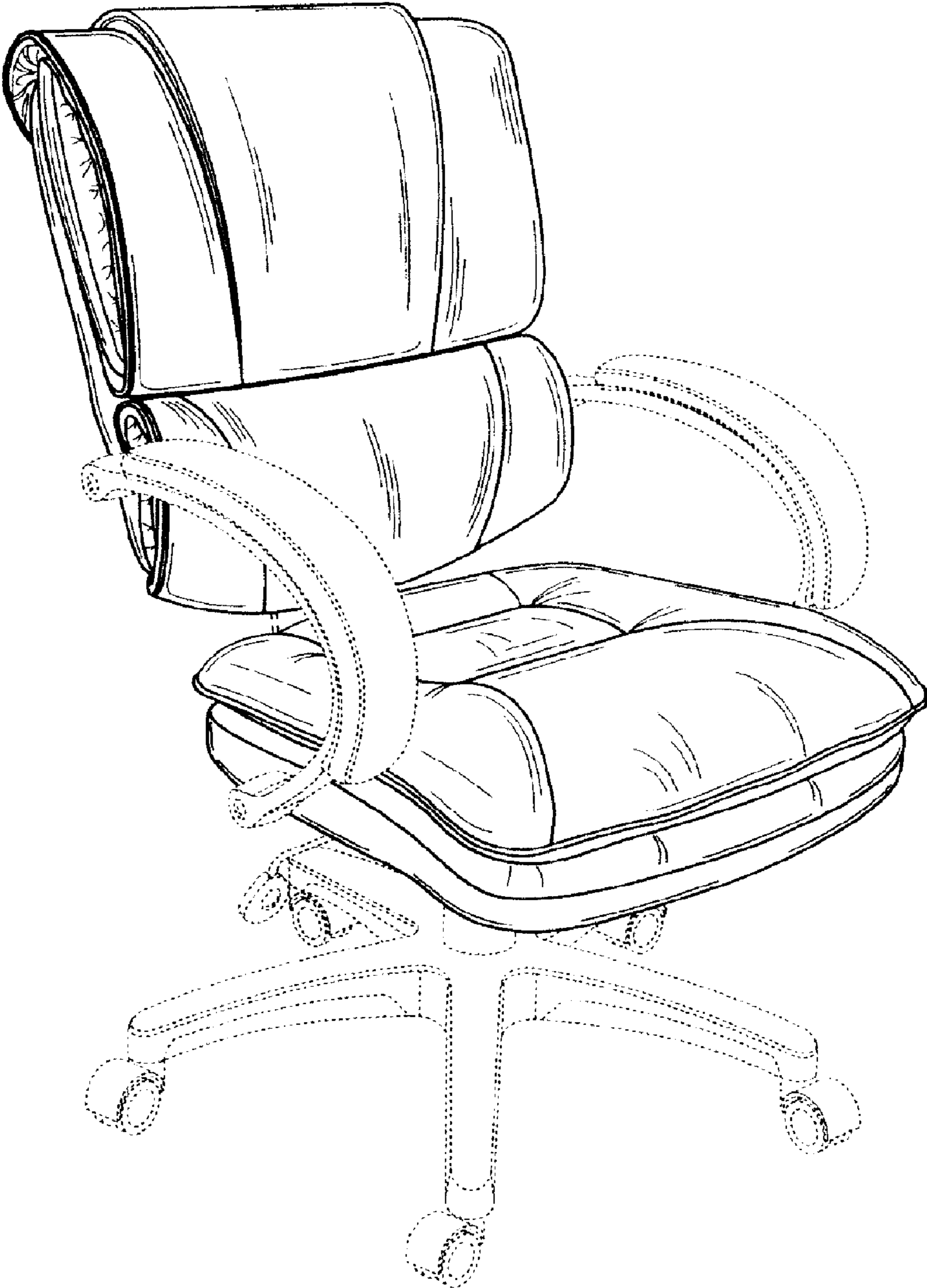


FIG. 1

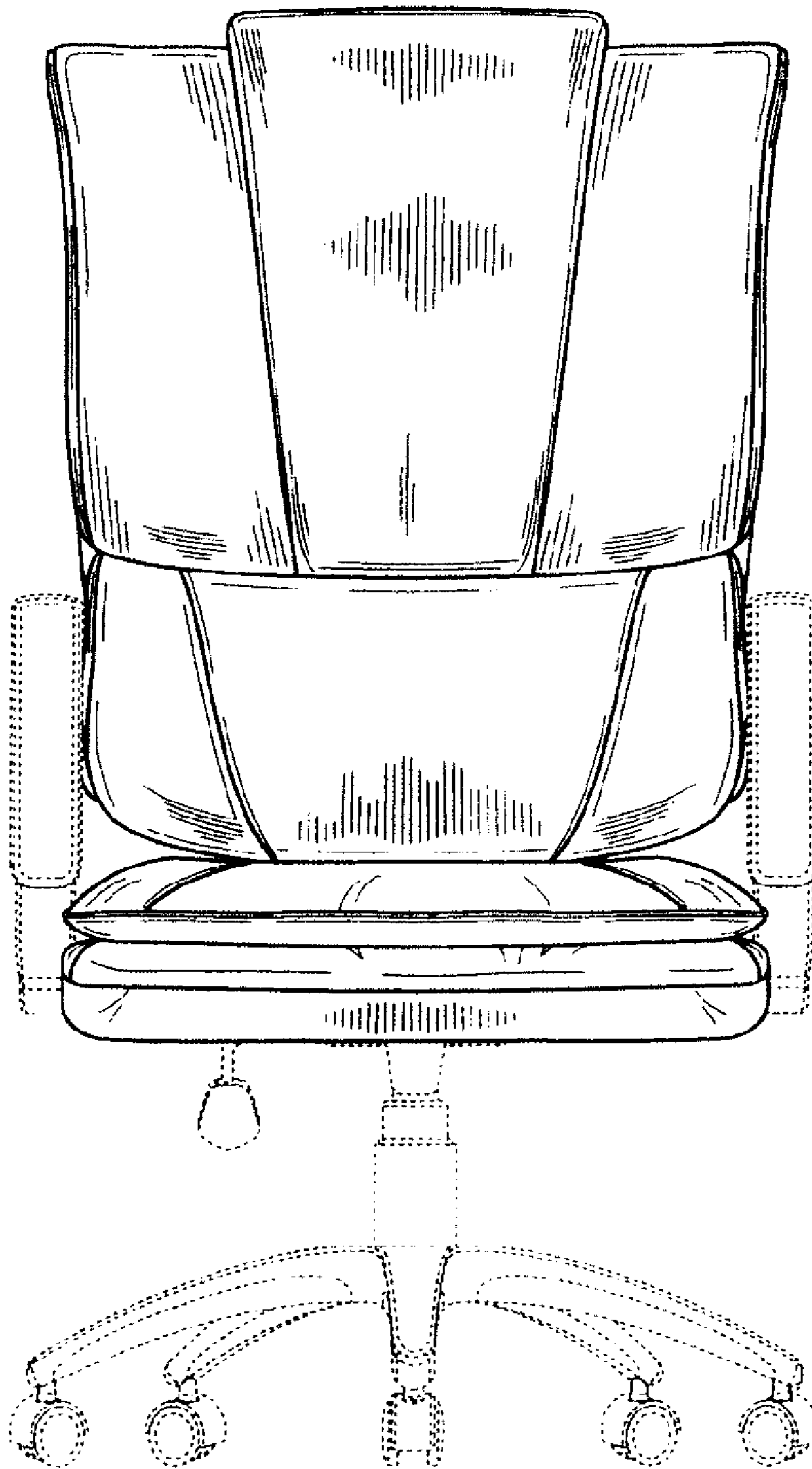


FIG. 2

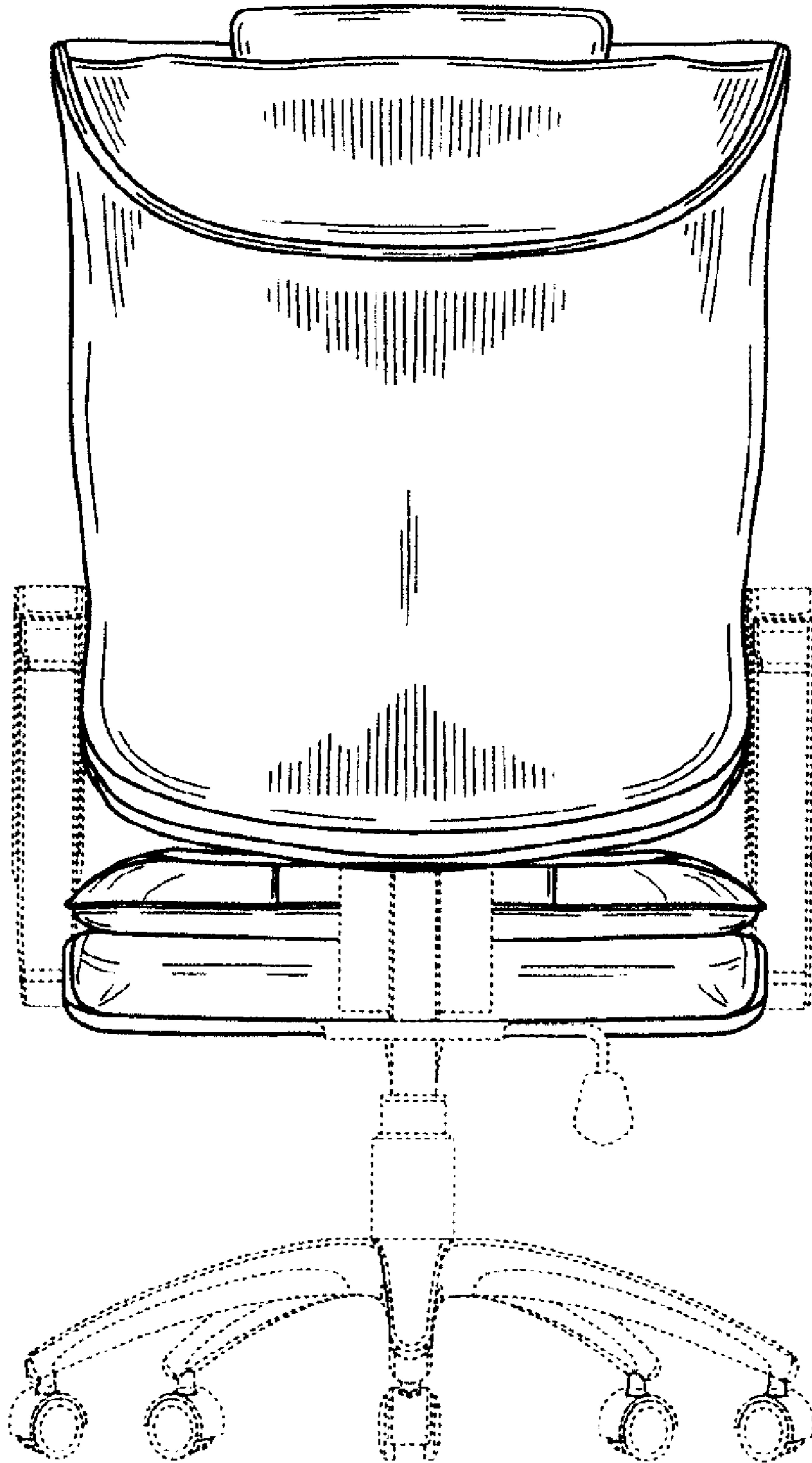


FIG. 3



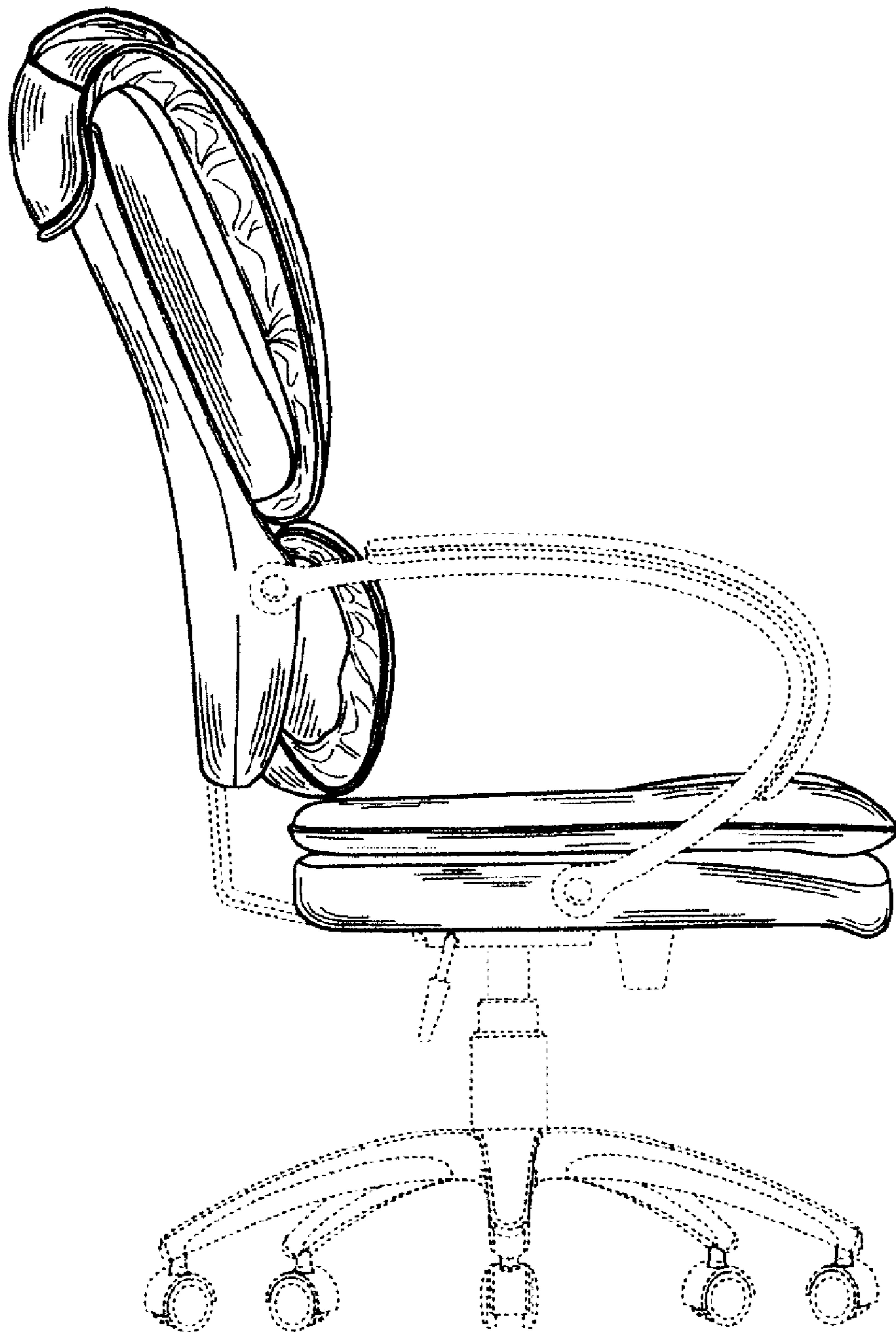


FIG. 4




FIG. 5

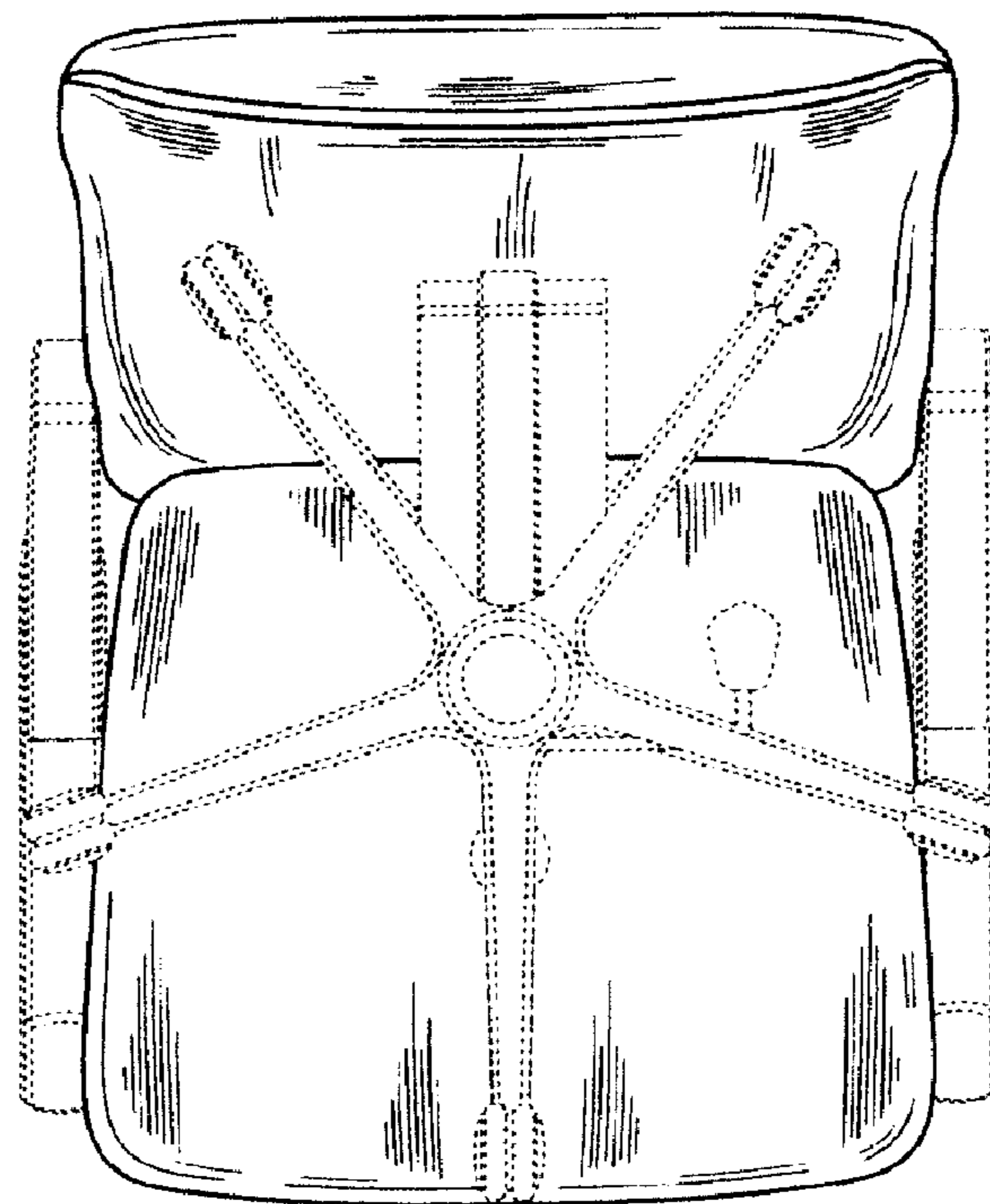


FIG. 6