



US00D537655S

(12) **United States Design Patent**
Hessell

(10) **Patent No.:** **US D537,655 S**

(45) **Date of Patent:** **** Mar. 6, 2007**

(54) **DISPLAY DEVICE**

D486,673 S * 2/2004 Hessell D6/474
D486,982 S * 2/2004 Hessell D6/479

(75) Inventor: **John Hessell**, Paramus, NJ (US)

* cited by examiner

(73) Assignee: **UV Sales, Inc.**, Rockleigh, NJ (US)

Primary Examiner—Robert M. Spear
Assistant Examiner—Mary Ann Calabrese

(**) Term: **14 Years**

(74) *Attorney, Agent, or Firm*—Baker & Hostetler LLP

(21) Appl. No.: **29/214,027**

(57) **CLAIM**

(22) Filed: **Sep. 28, 2004**

The ornamental design for a display device, as shown and described.

(51) **LOC (8) Cl.** **06-04**

(52) **U.S. Cl.** **D6/468**

(58) **Field of Classification Search** D6/405,
D6/407, 449, 455, 457–462, 464, 466–468,
D6/476, 479; 211/13.1, 49.1, 85.1, 134, 133.1,
211/187; 108/59, 92

See application file for complete search history.

DESCRIPTION

FIG. 1 is a top perspective view of the display device, particularly showing the inventive design thereof;

FIG. 2 is a left and right side view thereof, wherein the left side and the right side are identical.

FIG. 3 is a front and rear view thereof, wherein the front side and rear are identical.

FIG. 4 is an exploded view thereof; and,

FIG. 5 is a fragmentary top perspective view of one shelf of the display device, shown in a partially open position and removed from the display device for clarity of disclosure.

The broken lines in FIGS. 1–4, showing the wheels are for illustrative purposes only and form no part of the claimed design.

(56) **References Cited**

U.S. PATENT DOCUMENTS

D99,074 S * 3/1936 Eastman D6/464
D161,117 S * 12/1950 Moody D6/464
4,501,369 A * 2/1985 Fox 211/133.1
D332,708 S * 1/1993 Schmidt et al. D6/407
D363,840 S * 11/1995 Weshler D6/476
5,921,414 A * 7/1999 Burke et al. 211/187
D459,908 S * 7/2002 Sharpton, III D6/405

1 Claim, 4 Drawing Sheets

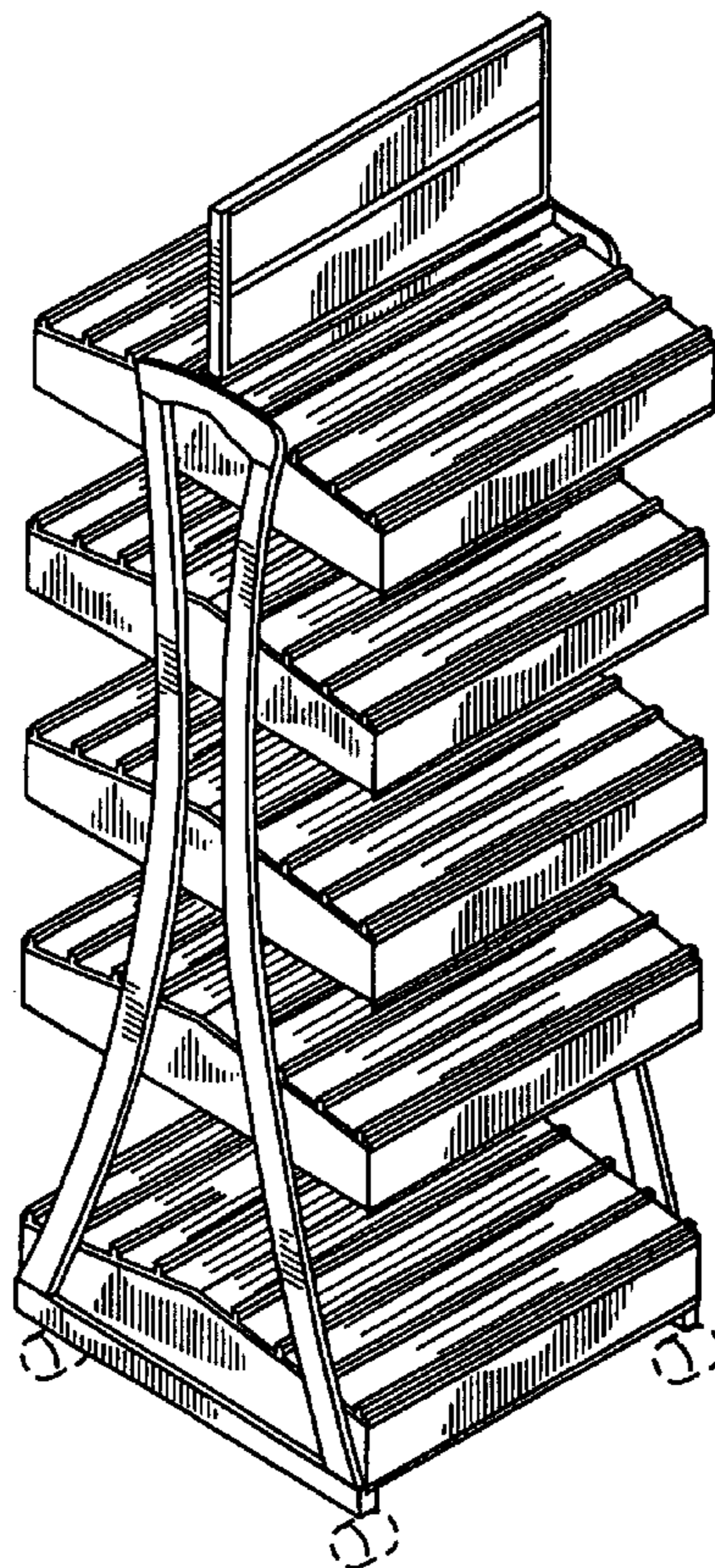


FIG. 1

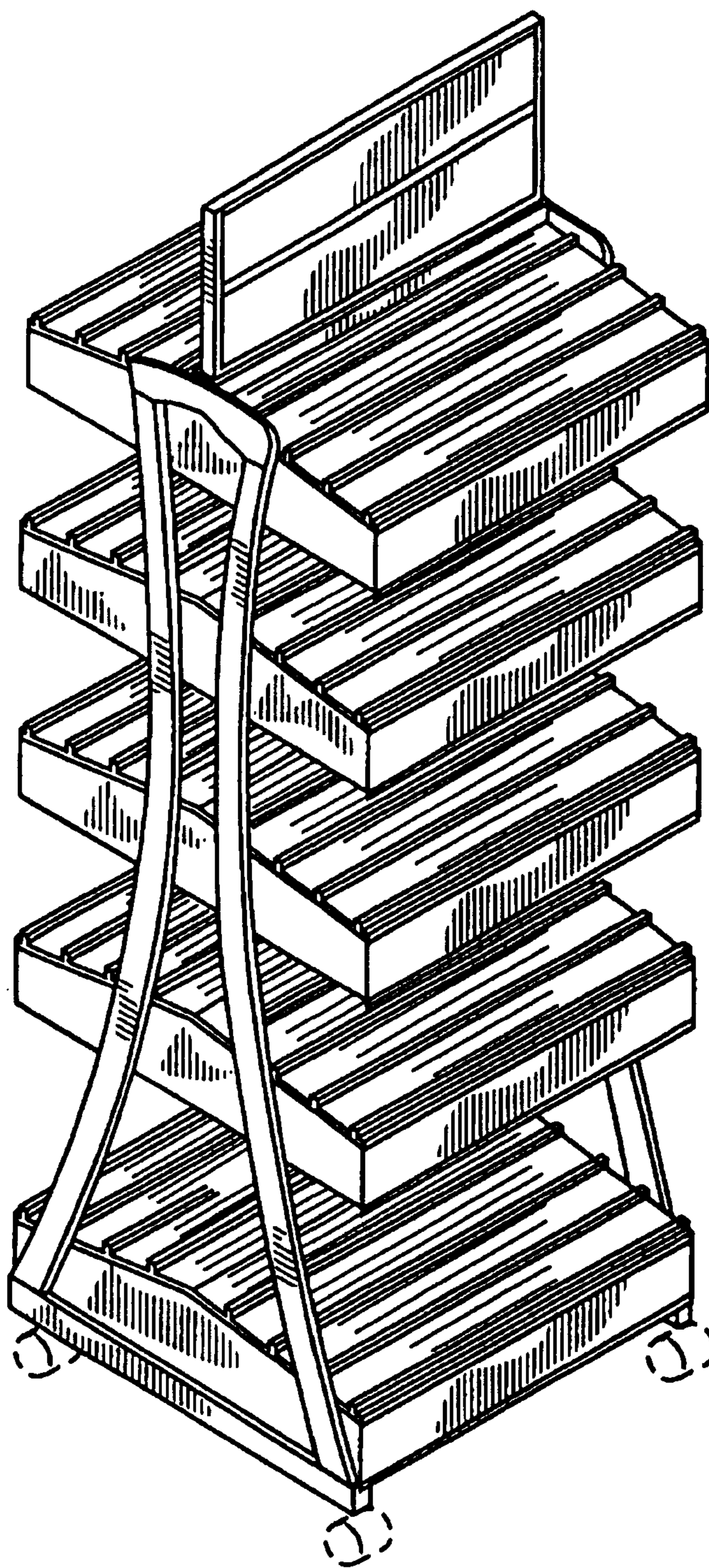


FIG. 2

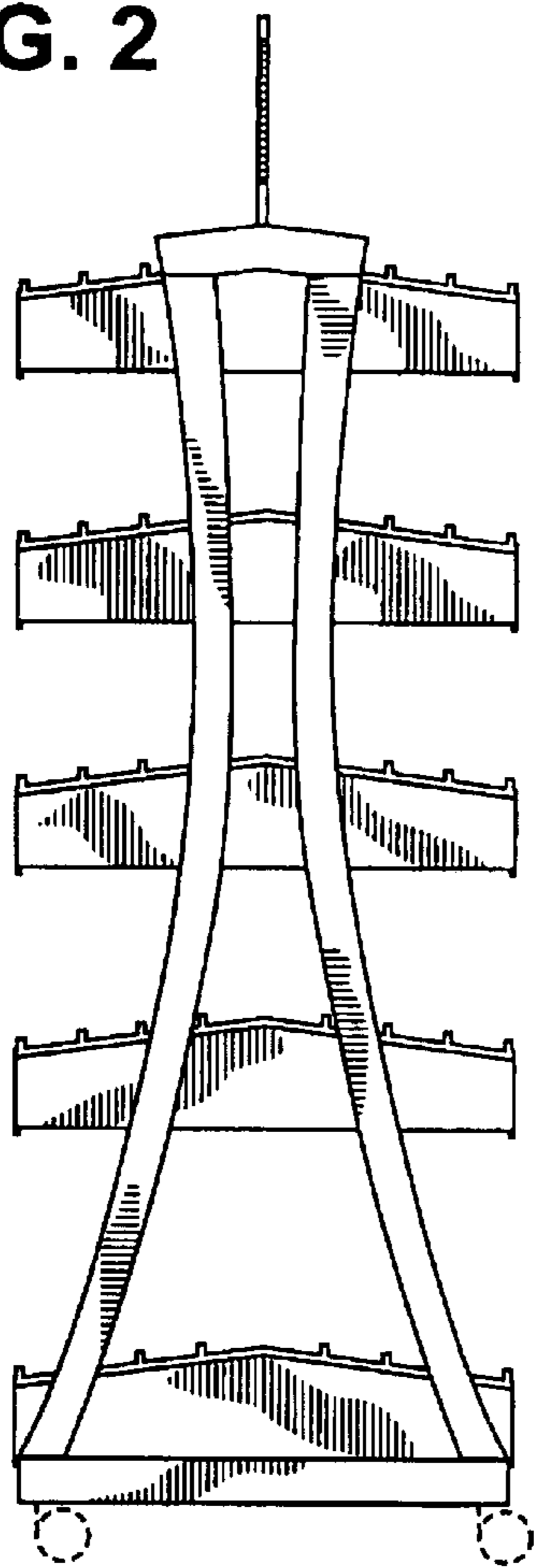


FIG. 3

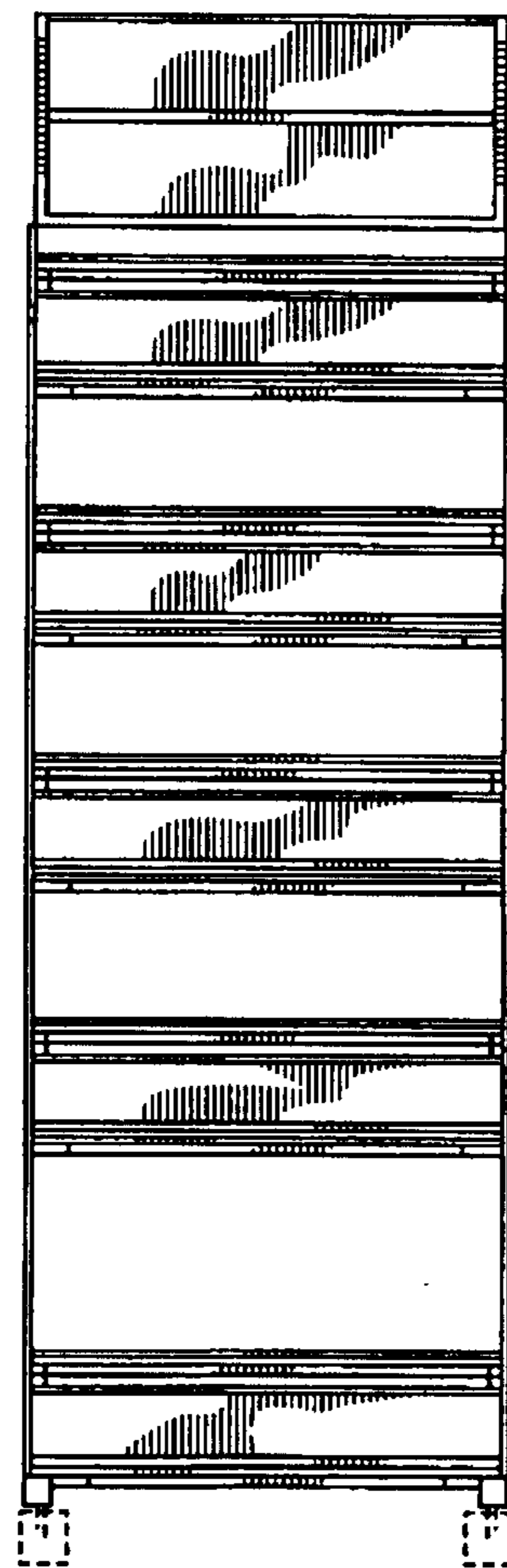


FIG. 4

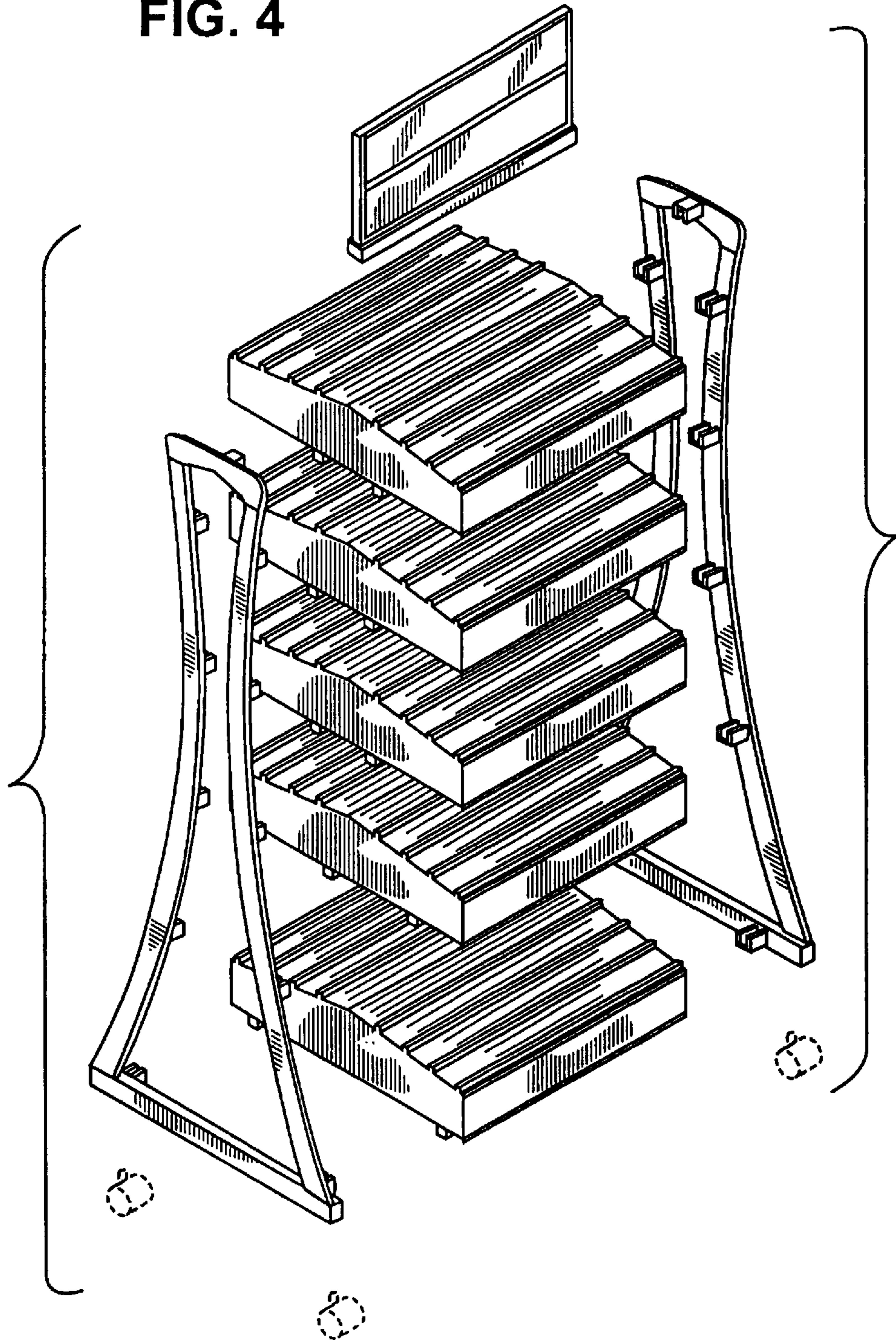


FIG. 5

