



US00D537652S

(12) **United States Design Patent**
MacDonald

(10) **Patent No.:** **US D537,652 S**

(45) **Date of Patent:** **** *Mar. 6, 2007**

(54) **COMPACT DISC STORAGE RACK**

(76) Inventor: **Ronald MacDonald**, 49 Pinewood
Trail, Mississauga, Ontario (CA), L5G
2L2

(*) Notice: This patent is subject to a terminal dis-
claimer.

(**) Term: **14 Years**

(21) Appl. No.: **29/235,717**

(22) Filed: **Aug. 5, 2005**

(51) **LOC (8) Cl.** **06-04**

(52) **U.S. Cl.** **D6/450; D6/630**

(58) **Field of Classification Search** D6/407,
D6/629, 630, 450, 466, 468, 464, 465; 312/9.1,
312/9.9, 9.47, 9.48, 9.51, 9.52, 9.64
See application file for complete search history.

(56) **References Cited**

U.S. PATENT DOCUMENTS

D340,155 S * 10/1993 Koziol D6/450
D352,415 S * 11/1994 Koziol D6/630

D360,099 S * 7/1995 Wu D6/629
D392,835 S * 3/1998 Harris D6/630
D403,913 S * 1/1999 Dardashti D6/629
RE36,141 E * 3/1999 Koziol D6/450
D412,260 S * 7/1999 Harris D6/630
D416,748 S * 11/1999 Harris D6/630
5,975,316 A * 11/1999 Harris 211/40

* cited by examiner

Primary Examiner—Cathron C. Brooks


(57) **CLAIM**

The ornamental design for “compact disc storage rack,” as
shown and described.

DESCRIPTION

FIG. 1 is an isometric view of a compact disc storage rack
in accordance with the present design;
FIG. 2 is a right side view thereof;
FIG. 3 is a rear view thereof;
FIG. 4 is a left side view thereof;
FIG. 5 is a front view thereof;
FIG. 6 is a top view thereof; and,
FIG. 7 is a bottom view thereof.

1 Claim, 7 Drawing Sheets






FIG. 1




FIG. 2

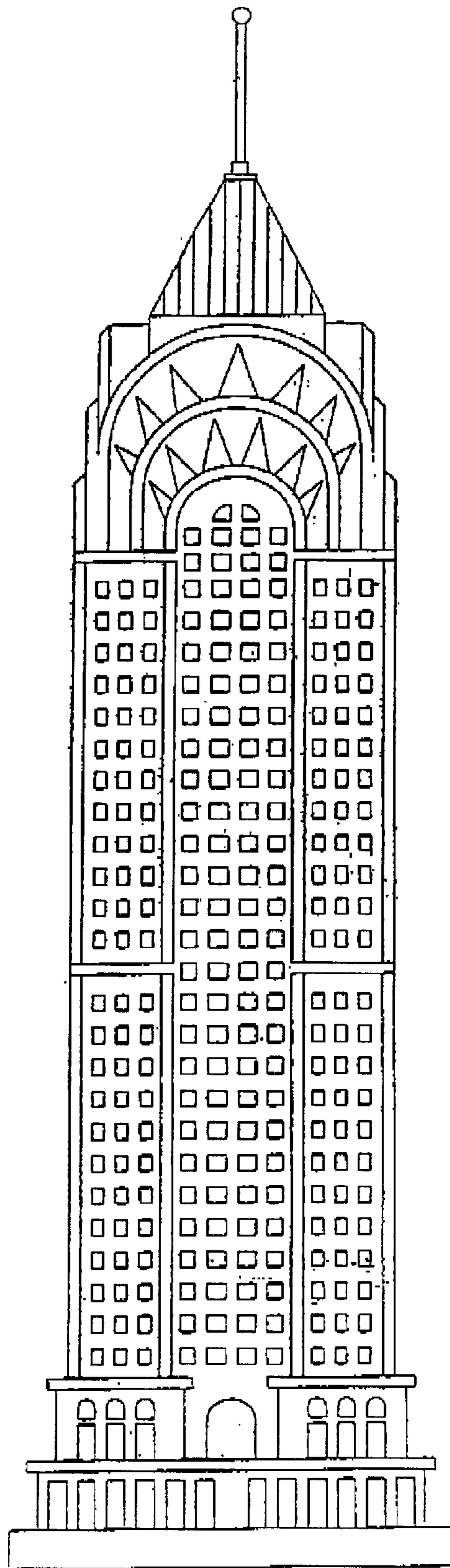


FIG. 3

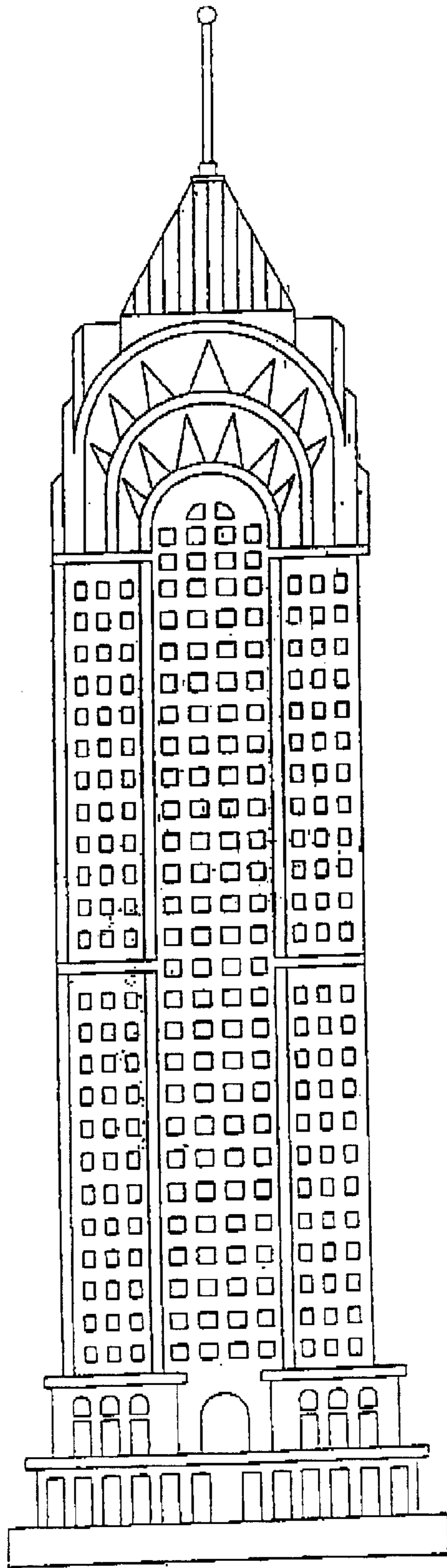


FIG. 4

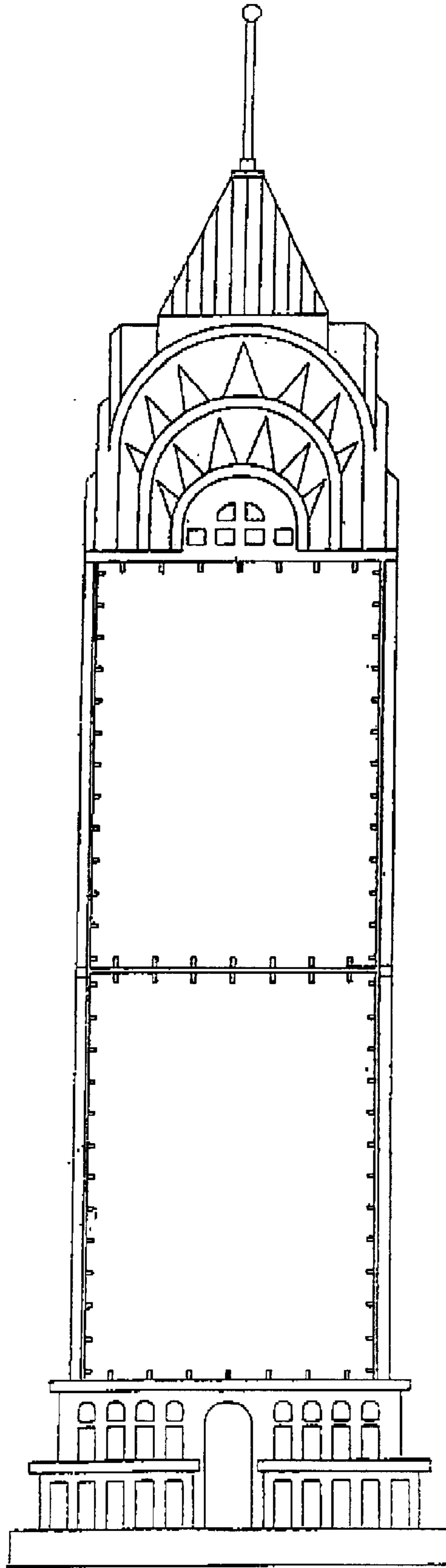


FIG. 5

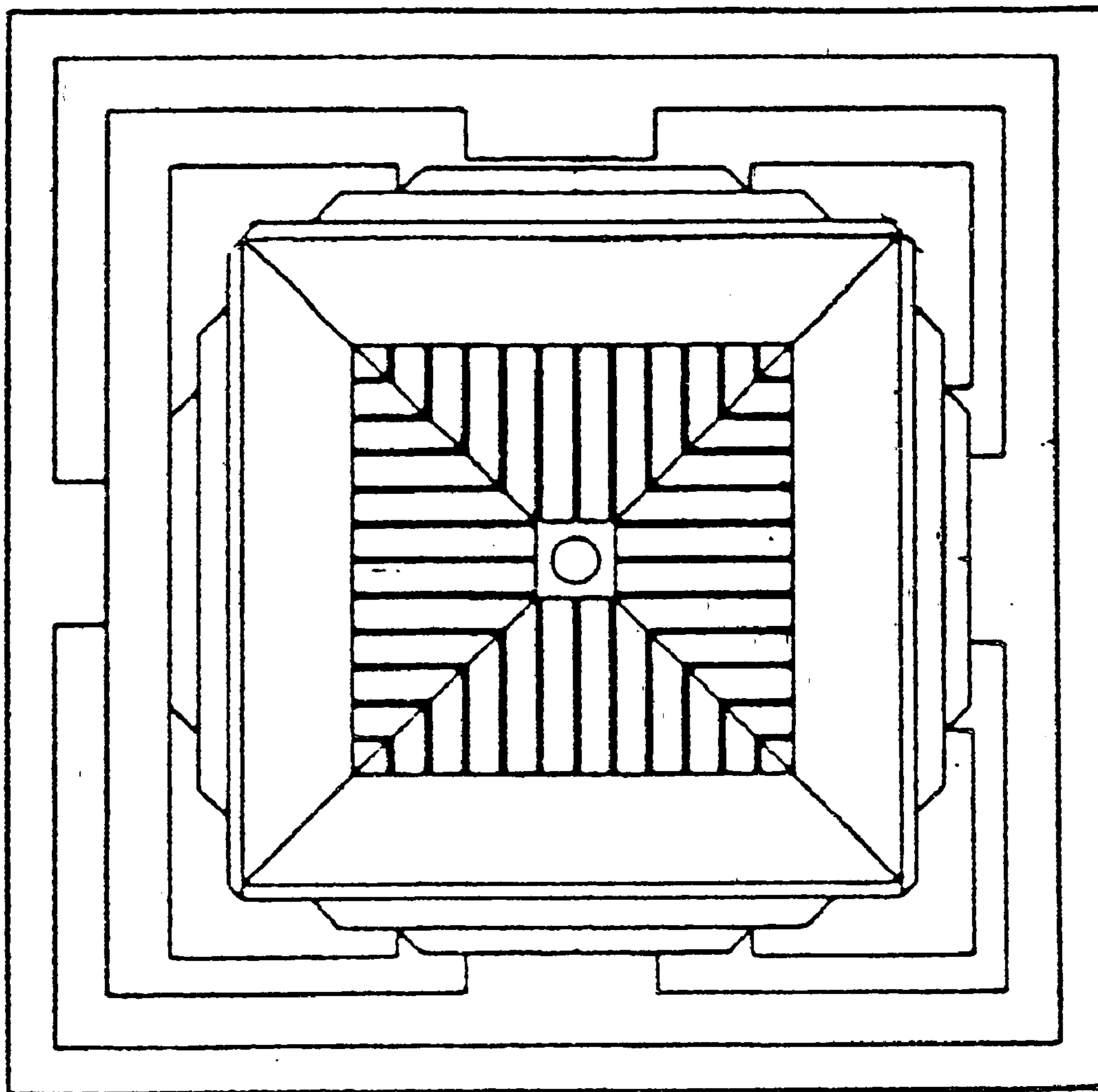


FIG. 6

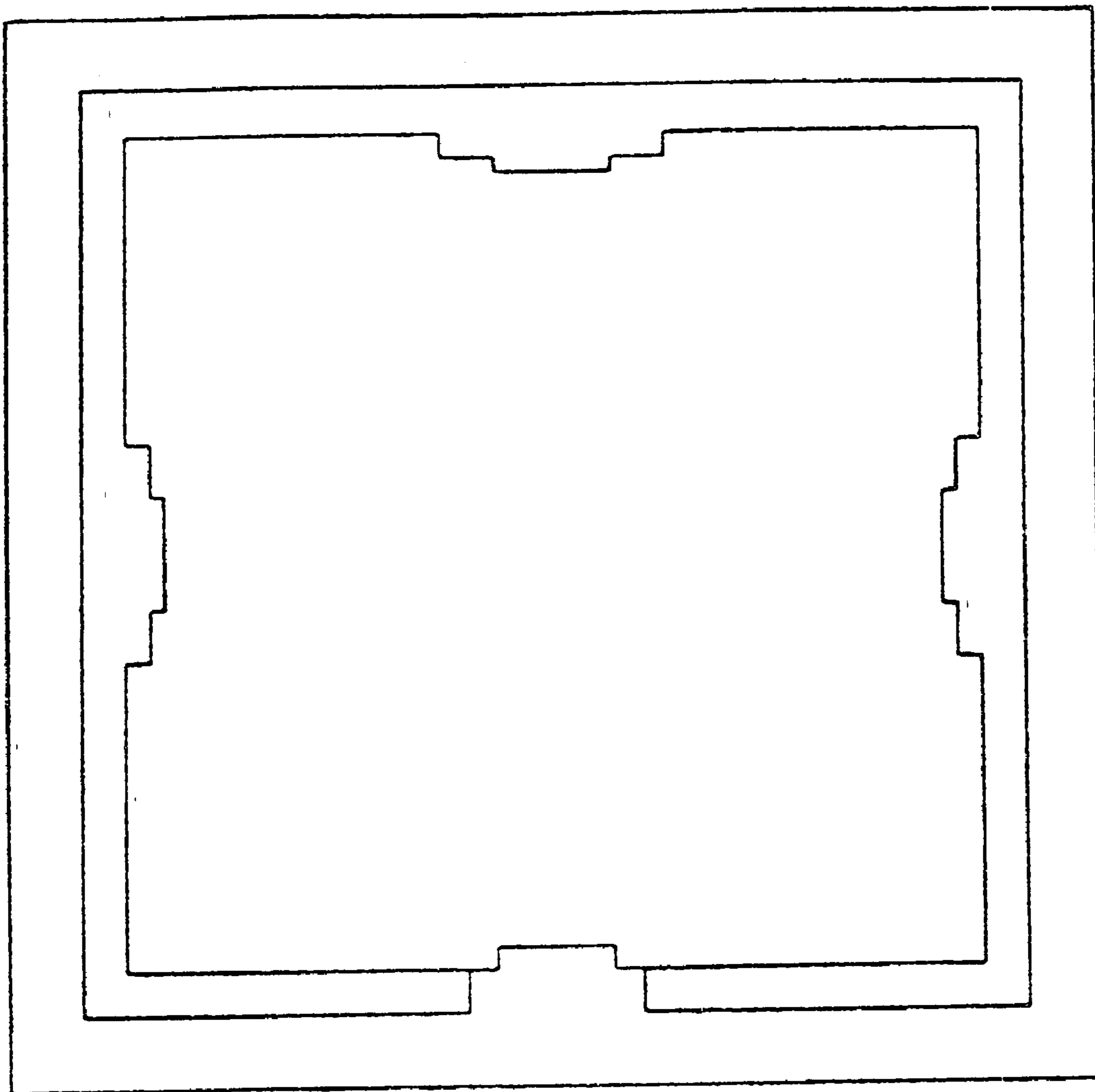


FIG. 7