



US00D537636S

(12) **United States Design Patent**
Schuette

(10) **Patent No.:** **US D537,636 S**

(45) **Date of Patent:** **** Mar. 6, 2007**

(54) **SAND BRUSH**

(76) Inventor: **Kathy L. Schuette**, 3083 Raines Ct.,
Marietta, GA (US) 30062

(**) Term: **14 Years**

(21) Appl. No.: **29/191,103**

(22) Filed: **Oct. 1, 2003**

(51) **LOC (8) Cl.** **04-01**

(52) **U.S. Cl.** **D4/130; D4/135; D4/136**

(58) **Field of Classification Search** D4/130,
D4/132, 135, 136; 15/159.1, 160, 186-188,
15/191.1, 192, 193, 146, 171, DIG. 6
See application file for complete search history.

(56) **References Cited**

U.S. PATENT DOCUMENTS

- 1,028,547 A * 6/1912 Copelan 15/160 X
- 2,065,584 A * 12/1936 Hempel 15/188
- 3,919,378 A * 11/1975 Smarook 15/207.2 X
- 4,286,349 A * 9/1981 Dugrenier 15/DIG. 6 X
- 4,939,807 A * 7/1990 Hencz 15/160 X

FOREIGN PATENT DOCUMENTS

JP 11164801 A * 6/1999

* cited by examiner

Primary Examiner—Alan P. Douglas
Assistant Examiner—Lavone D. Tabor

(74) *Attorney, Agent, or Firm*—Needle & Rosenberg, P.C.

(57) **CLAIM**

The ornamental design for a sand brush, as shown and described.

DESCRIPTION

FIG. 1 is a left side elevational view of a sand brush showing a portion of my new design, with the bristles omitted for clarity of illustration only;

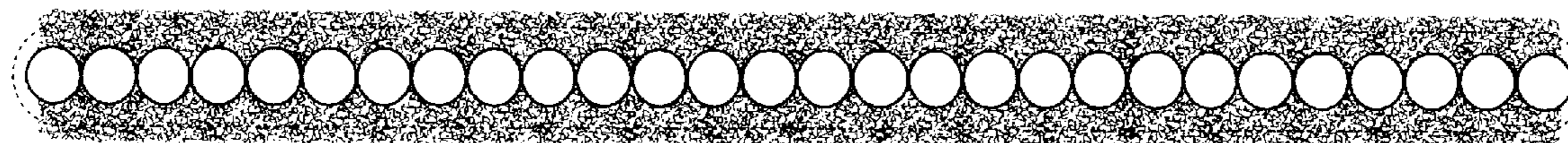
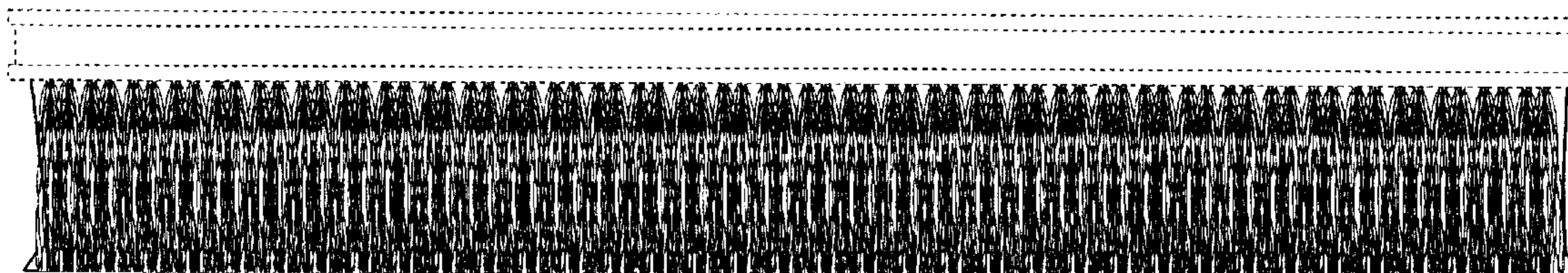
FIG. 2 is a left side elevational view of a sand brush showing my new design, the opposite right side elevational view being a mirror image thereof;

FIG. 3 is a bottom plan view of the sand brush of FIG. 2; and,

FIG. 4 is a front elevational view of the sand brush of FIG. 2, the opposite back elevational view being a mirror image thereof.

The broken lines showing a handle in the drawings are for illustrative purposes only and form no part of the claimed design.

1 Claim, 2 Drawing Sheets



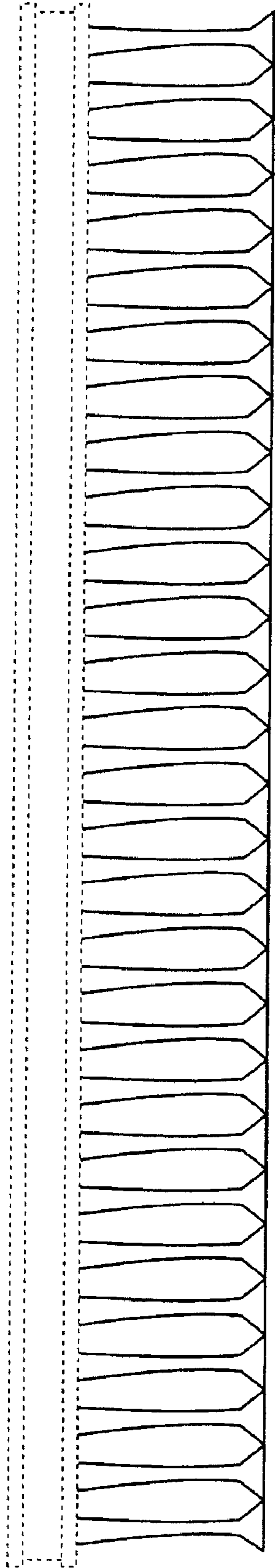


Fig. 1




Fig. 2

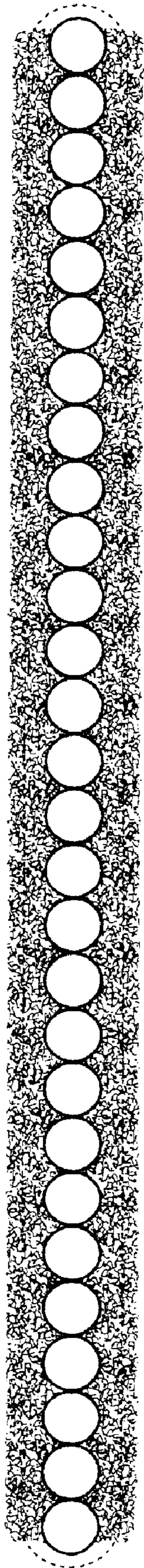


Fig. 3



Fig. 4