



US00D537627S

(12) **United States Design Patent**
Vazquez

(10) **Patent No.:** **US D537,627 S**
(45) **Date of Patent:** **** Mar. 6, 2007**

(54) **GATHERED BAG**

DESCRIPTION

(76) Inventor: **Maximino Vazquez**, 213 W. 14 St.,
New York, NY (US) 10011

(**) Term: **14 Years**

(21) Appl. No.: **29/255,982**

(22) Filed: **Mar. 13, 2006**

Related U.S. Application Data

(63) Continuation-in-part of application No. 29/180,450, filed on
Apr. 22, 2003, now Pat. No. Des. 516,804.

(51) **LOC (8) Cl.** **03-01**

(52) **U.S. Cl.** **D3/244**

(58) **Field of Classification Search** D3/232-246,
D3/285-289, 303, 900, 901; 150/100, 106-118,
150/120-122, 900; 190/1, 103-109, 112,
190/113, 115, 117, 119; 383/2, 4, 22, 24,
383/32, 98, 71, 72, 76, 907, 15, 16
See application file for complete search history.

(56) **References Cited**

U.S. PATENT DOCUMENTS

4,222,468	A	*	9/1980	De Fries	190/102
D437,481	S	*	2/2001	Vazquez	D3/244
D453,620	S	*	2/2002	Vazquez	D3/244
D458,746	S	*	6/2002	Vazquez	D3/244
D460,616	S	*	7/2002	Vazquez	D3/244
D472,388	S	*	4/2003	Vazquez	D3/303

(Continued)

Primary Examiner—Alan P. Douglas

Assistant Examiner—Melanie Levy

(74) *Attorney, Agent, or Firm*—Darby and Darby

(57) **CLAIM**

I claim the ornamental design for a gathered bag, as shown
and described.

FIG. 1 is a right side elevational view of a gathered bag in
a substantially uncompressed state. The left side elevational
view being a mirror image thereof.

FIG. 2 is a right side elevational view of a gathered bag in
a partially compressed state. The left side elevational view
being a mirror image thereof.

FIG. 3 is a right side elevational view of a gathered bag in
a substantially compressed state. The left side elevational
view being a mirror image thereof.

FIG. 4 is a right side perspective view of the bag in FIG. 1,
shown in a cinched condition, the left side view being a
mirror image thereof.

FIG. 5 is a right side perspective view of the bag in FIG. 2,
shown in a cinched condition, the left side view being a
mirror image thereof.

FIG. 6 is a right side perspective view of the bag in FIG. 3,
shown in a cinched condition, the left side view being a
mirror image thereof.

FIG. 7 is a front elevational view of the bag in FIG. 1 the
back elevational view being a mirror image thereof.

FIG. 8 is a front elevational view of the bag in FIG. 2 the
back elevational view being a mirror image thereof.

FIG. 9 is a front elevational view of the bag in FIG. 3 the
back elevational view being a mirror image thereof.

FIG. 10 is a front elevational view of the gathered bag in
FIG. 4 the back elevational view being a mirror image
thereof.

FIG. 11 is a front elevational view of the gathered bag in
FIG. 5 the back elevational view being a mirror image
thereof.

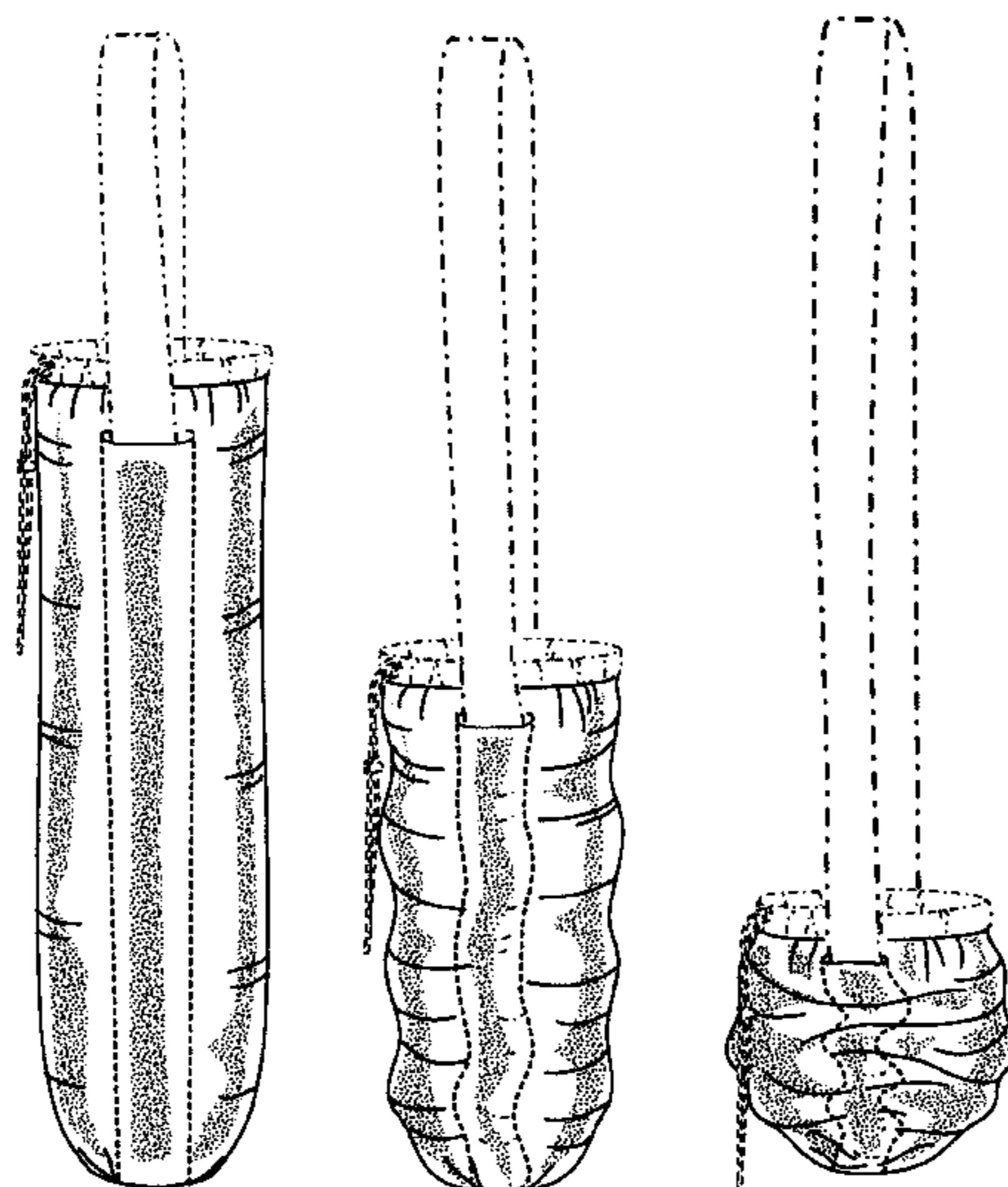
FIG. 12 is a front elevational view of the gathered bag in
FIG. 6 the back elevational view being a mirror image
thereof.

FIG. 13 is a top perspective view of FIGS. 7, 8, 9

FIG. 14 is a top perspective view of FIGS. 10,11,12; and,
FIG. 15 is the bottom perspective view of FIGS. 7,8,9,10,
11,12.

The broken lines showing the handle, drawstring, and the
dotted lines showing stitching are for illustrative purposes
only and form no part of the claimed design.

1 Claim, 5 Drawing Sheets



US D537,627 S

Page 2

U.S. PATENT DOCUMENTS

D472,709 S	*	4/2003	Vazquez	D3/303		
D473,374 S	*	4/2003	Vazquez	D3/244		
D482,197 S	*	11/2003	Vazquez	D3/244		
D485,433 S	*	1/2004	Vazquez	D3/244		
						D488,297 S	* 4/2004 Vazquez D3/244
						2001/0031104 A1	* 10/2001 Vazquez 383/2
						2003/0185465 A1	* 10/2003 Vazquez 383/2

* cited by examiner

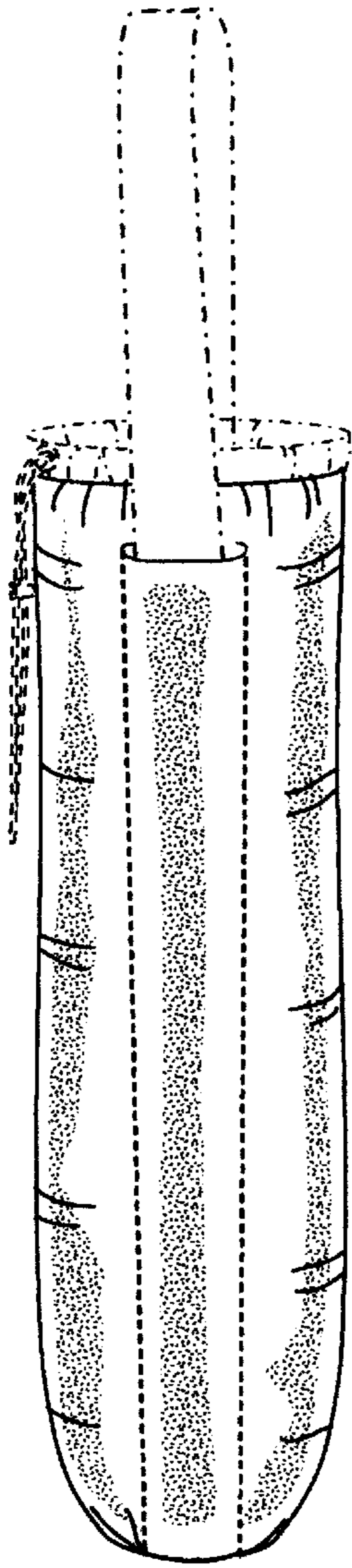


FIG. 1

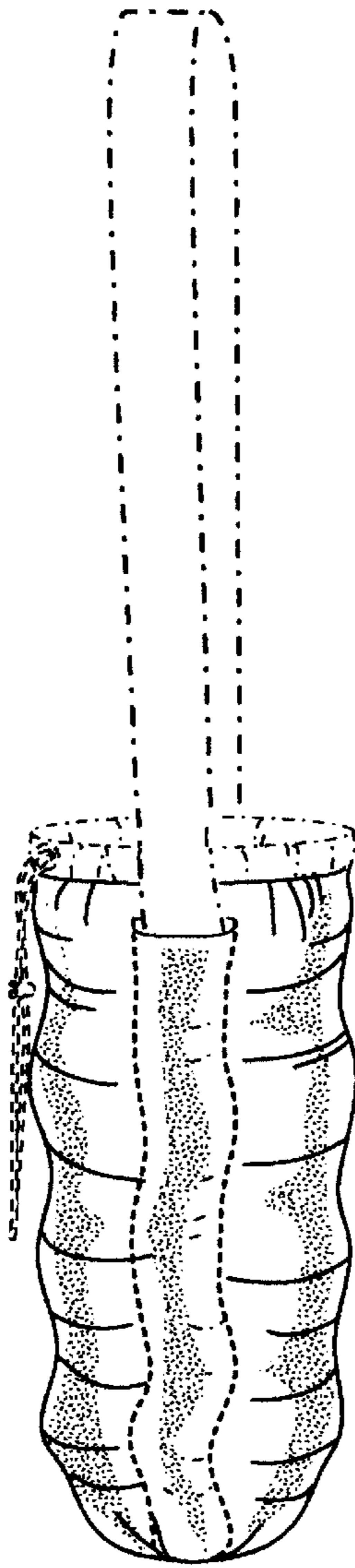


FIG. 2

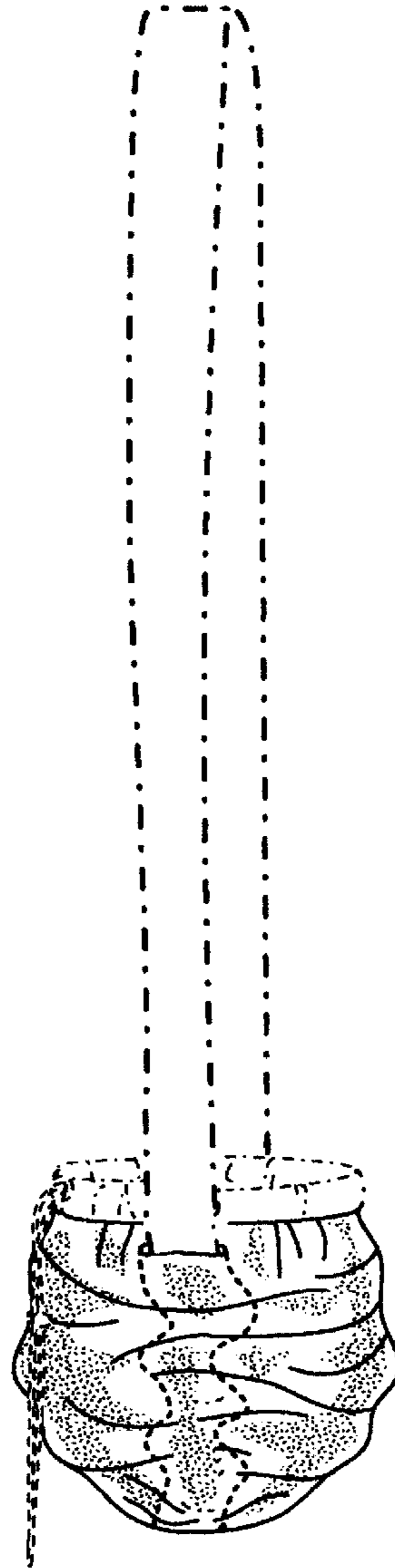


FIG. 3

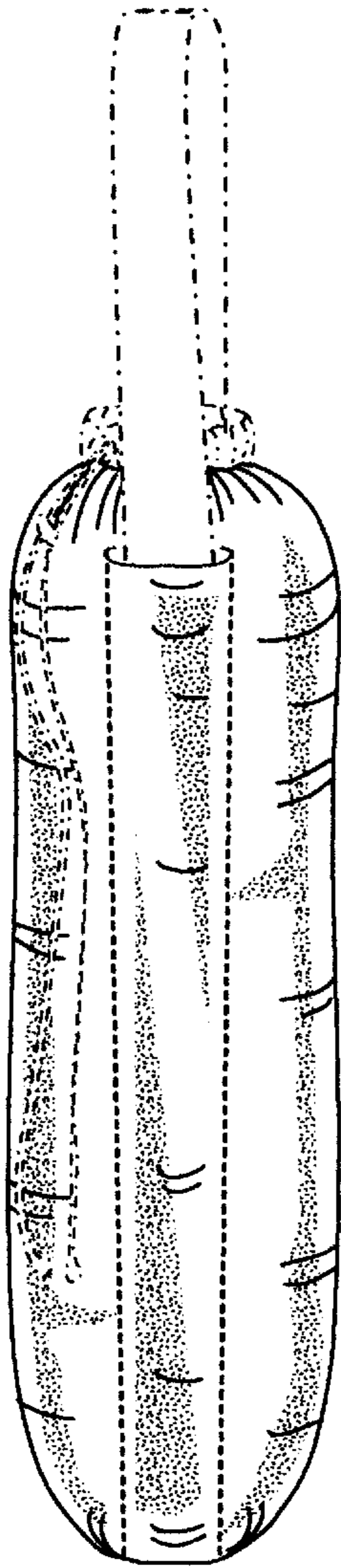


FIG. 4

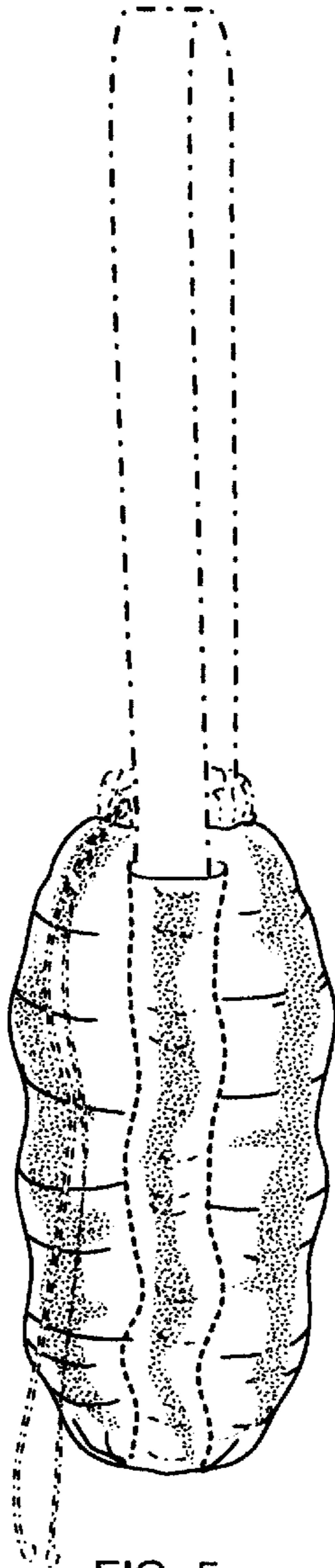


FIG. 5

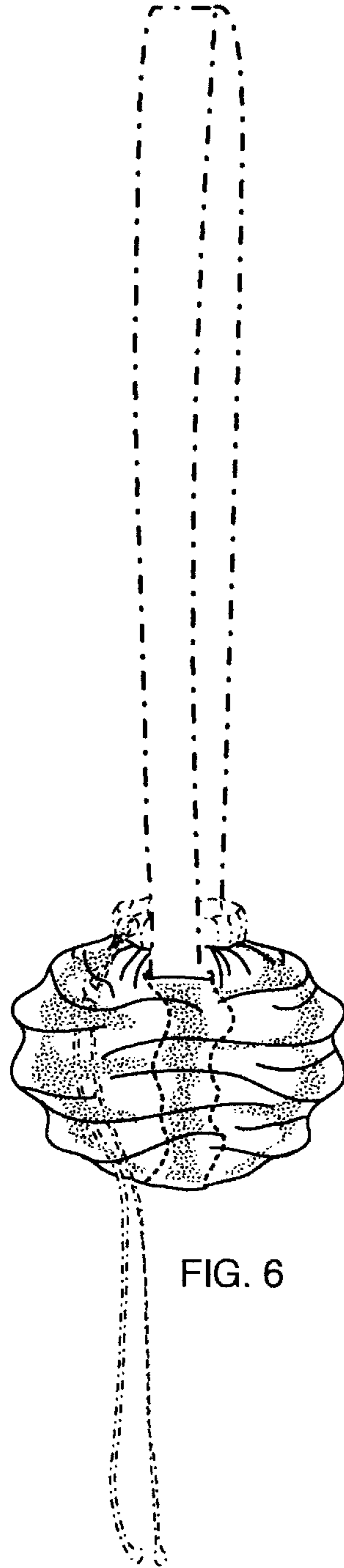


FIG. 6




FIG. 7

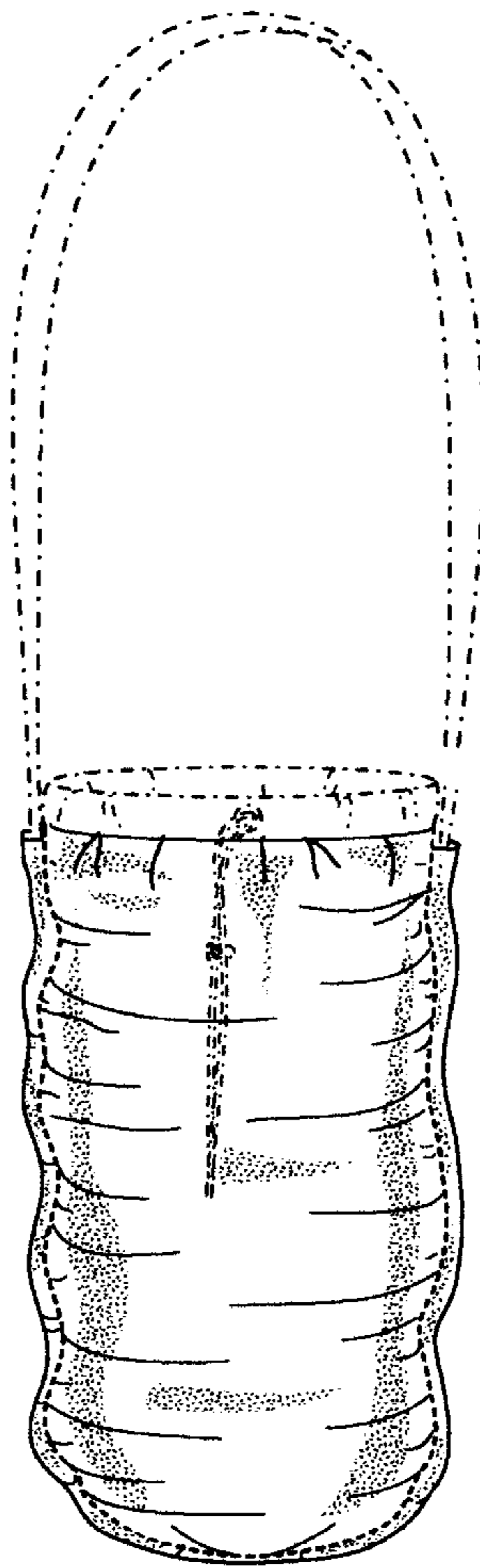


FIG. 8




FIG. 9

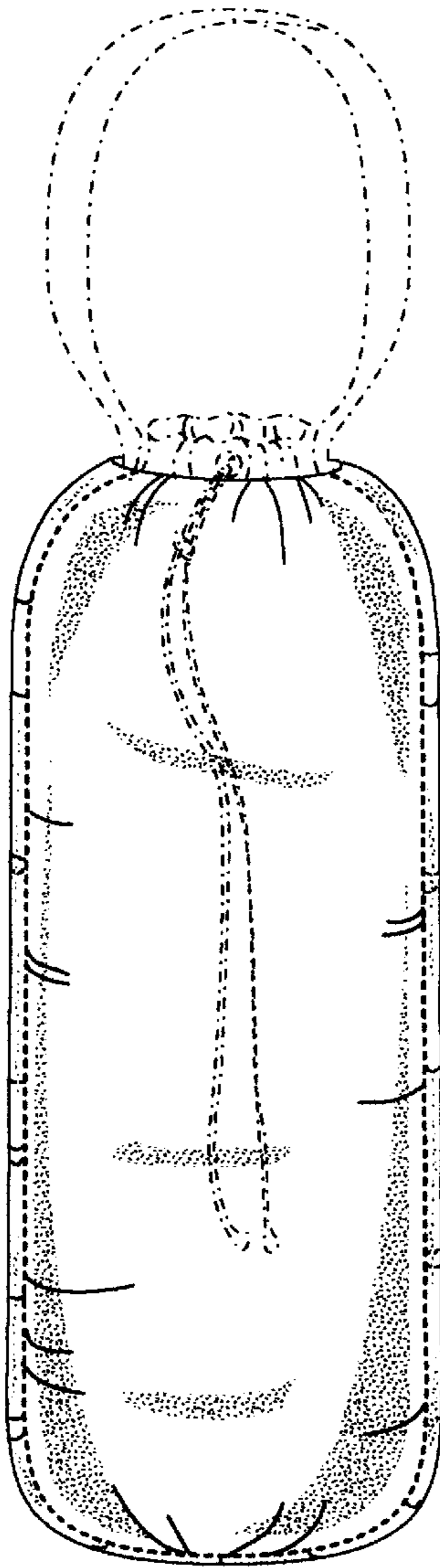


FIG. 10

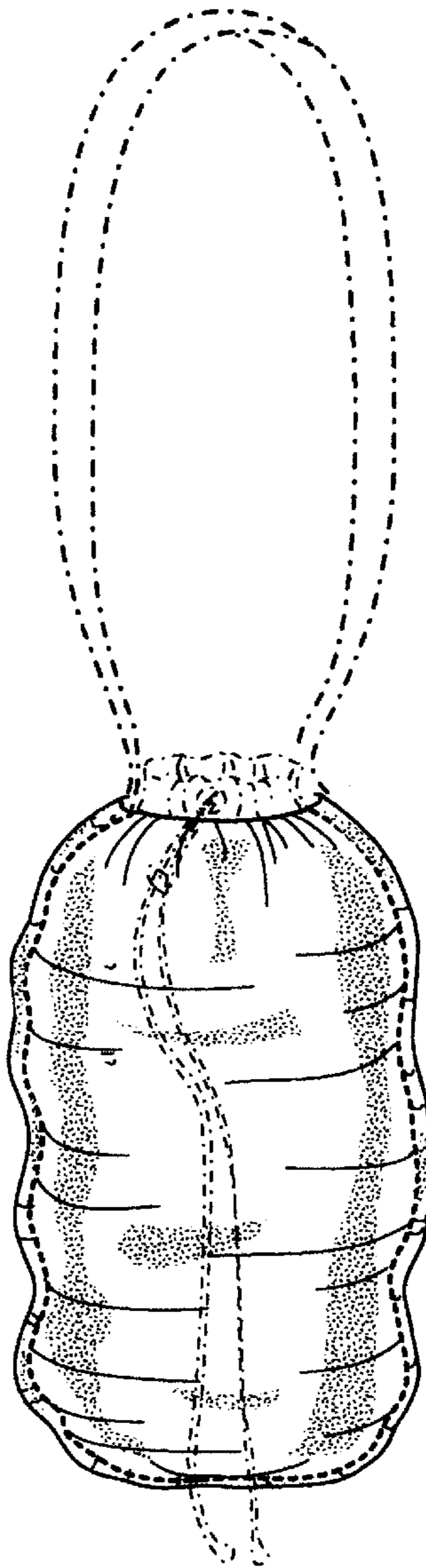


FIG. 11

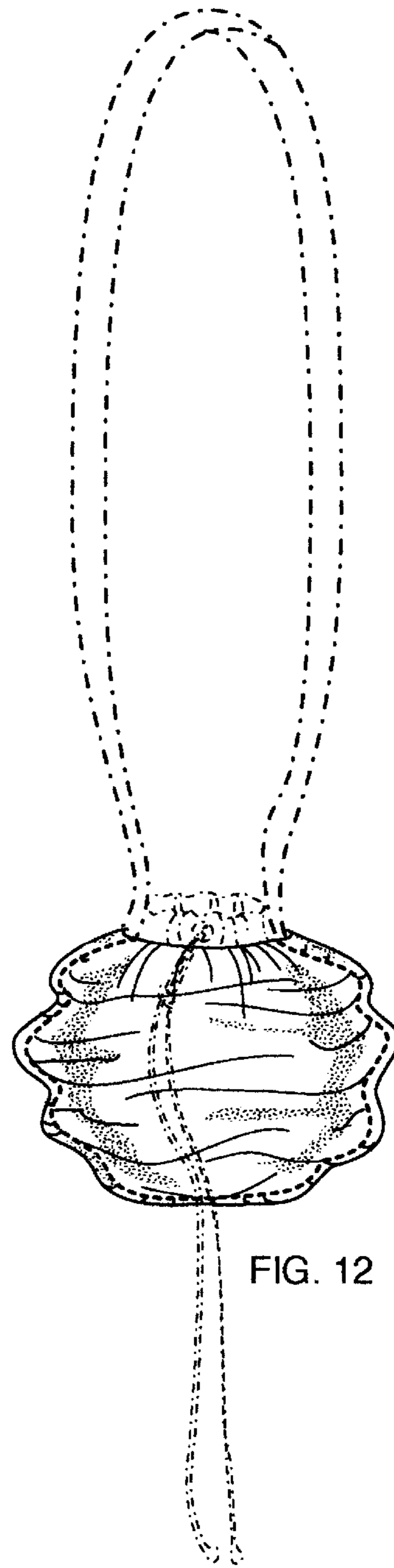


FIG. 12

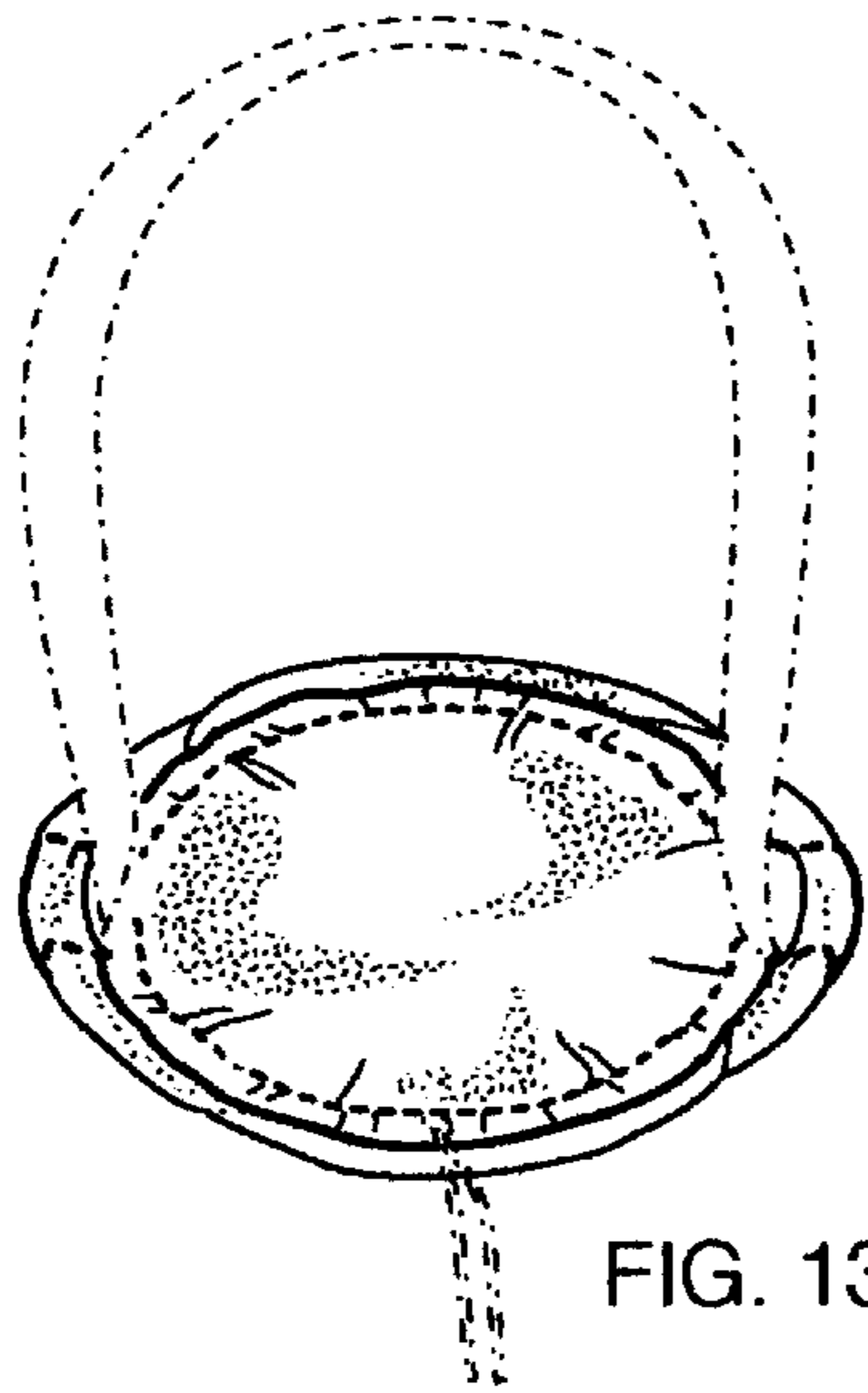


FIG. 13

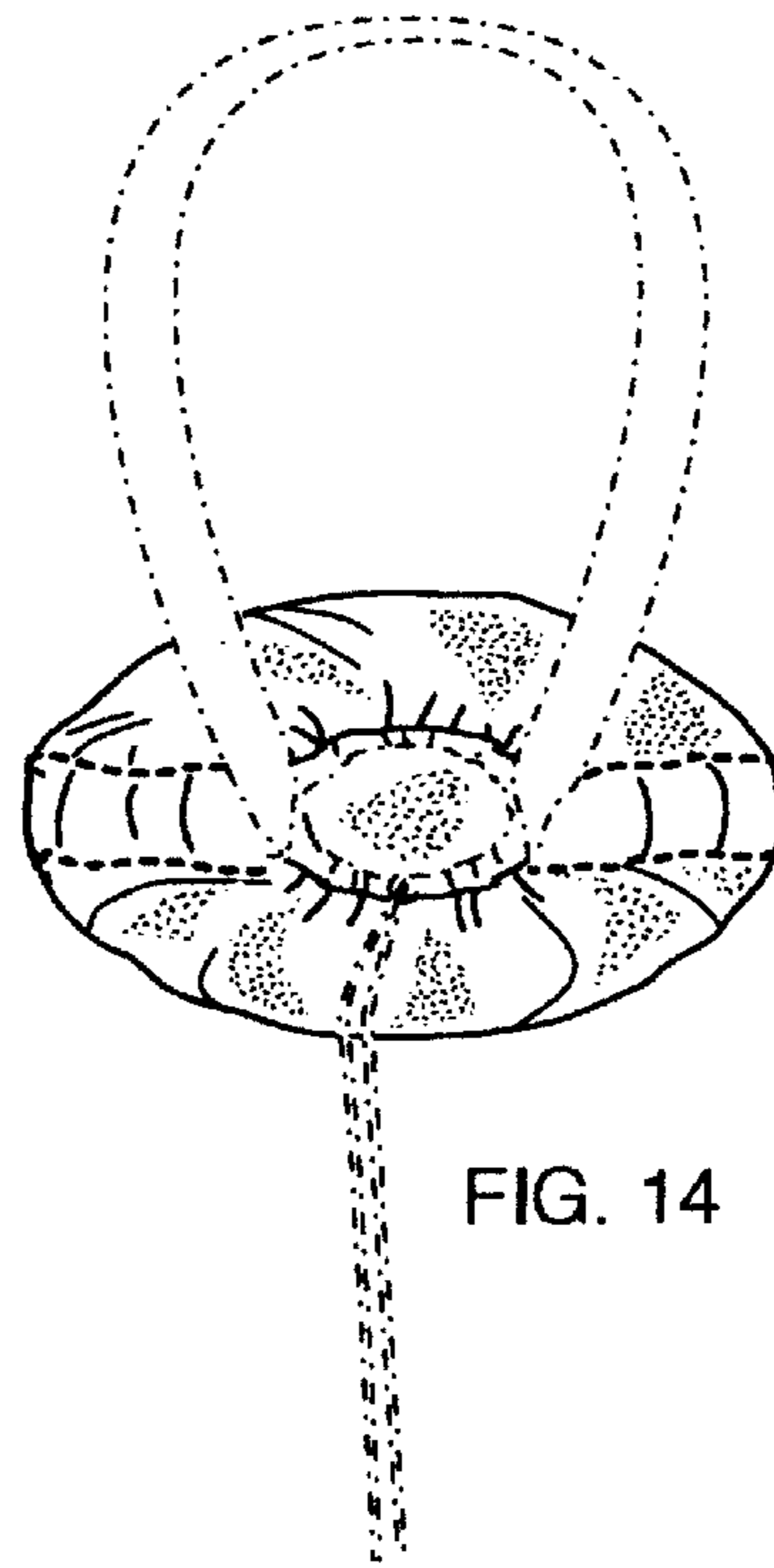


FIG. 14

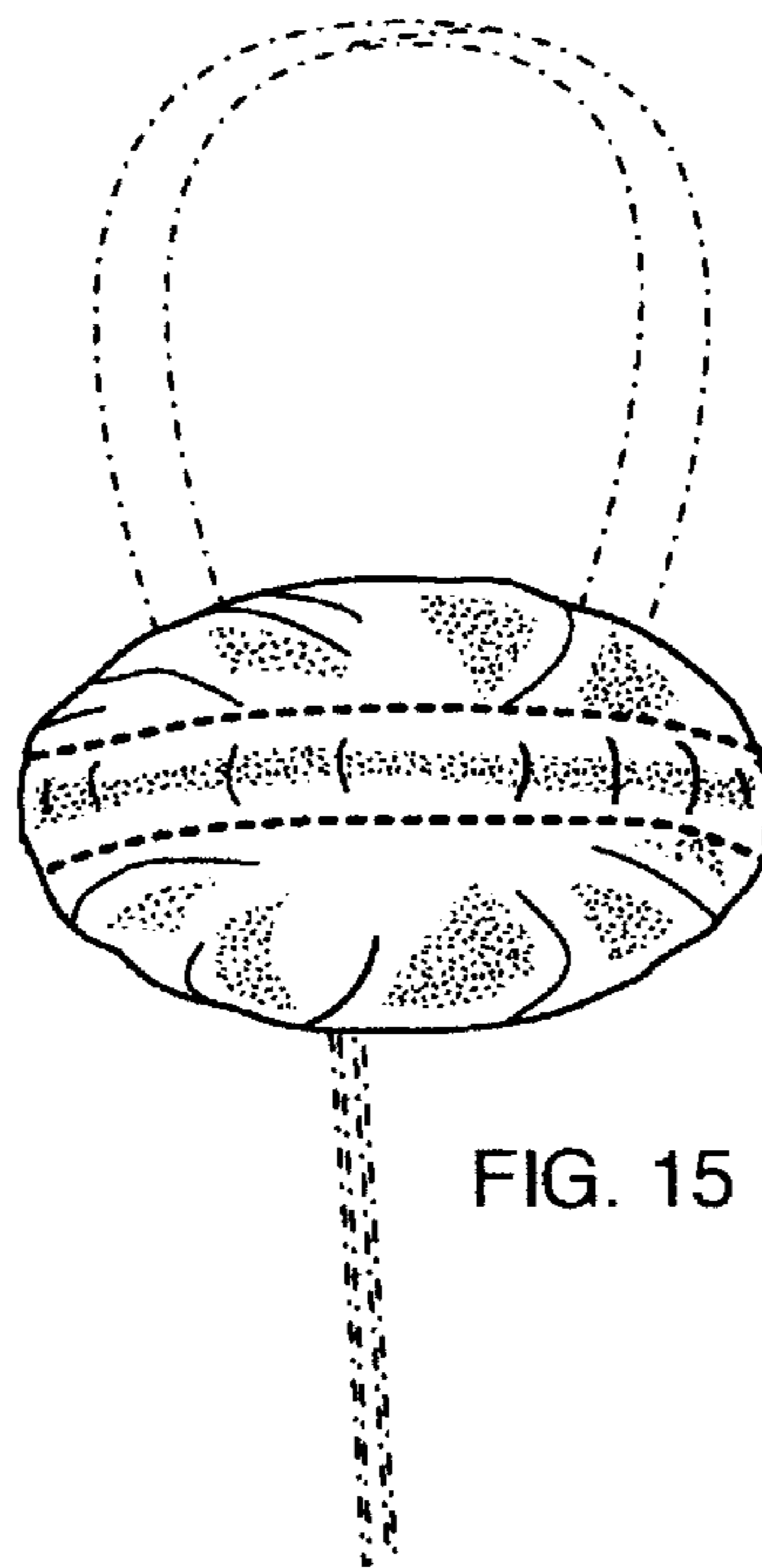


FIG. 15