



US00D537602S

(12) **United States Design Patent**
Marshall

(10) **Patent No.:** **US D537,602 S**

(45) **Date of Patent:** **** Feb. 27, 2007**

(54) **INSERT FOR WASTE RECEPTACLE**

(75) **Inventor:** **Gary Marshall, Campbellfield (AU)**

(73) **Assignee:** **Attwood Banner Pty. Ltd. (AU)**

(**) **Term:** **14 Years**

(21) **Appl. No.:** **29/237,757**

(22) **Filed:** **Sep. 6, 2005**

(30) **Foreign Application Priority Data**

Mar. 4, 2005 (AU) 10855/2005

(51) **LOC (8) Cl.** **09-09**

(52) **U.S. Cl.** **D34/10**

(58) **Field of Classification Search** D34/1,
D34/5, 6, 10, 11; 220/908, 909, 910, 908.1,
220/913

See application file for complete search history.

(56) **References Cited**

U.S. PATENT DOCUMENTS

D302,885 S * 8/1989 Barbee D34/6

D334,448 S * 3/1993 Fish D34/5

5,292,093 A * 3/1994 Shumake 248/97

D360,724 S * 7/1995 Breen et al. D34/1

5,918,651 A * 7/1999 Gazdy et al. 141/391

6,131,759 A * 10/2000 Young 220/495.11

* cited by examiner

Primary Examiner—Cynthia E. Ramirez

(74) *Attorney, Agent, or Firm*—Leydig, Voit & Mayer, Ltd.

(57) **CLAIM**

The ornamental design for an insert for waste receptacle, as shown and described.

DESCRIPTION

FIG. 1 is a perspective view taken from the top, front and right side of an insert for waste receptacle showing my new design;

FIG. 2 is a front side view of the insert shown in FIG. 1;


FIG. 3 is right side view of the insert shown in FIG. 1;

FIG. 4 is a top plan view of the insert shown in FIG. 1; and,

FIG. 5 is a bottom view of the insert shown in FIG. 1.

The rear and left side views of the receptacle shown in FIG. 1 are identical to FIGS. 2 and 3, respectively.

1 Claim, 2 Drawing Sheets






Fig. 1




Fig. 2




Fig. 3

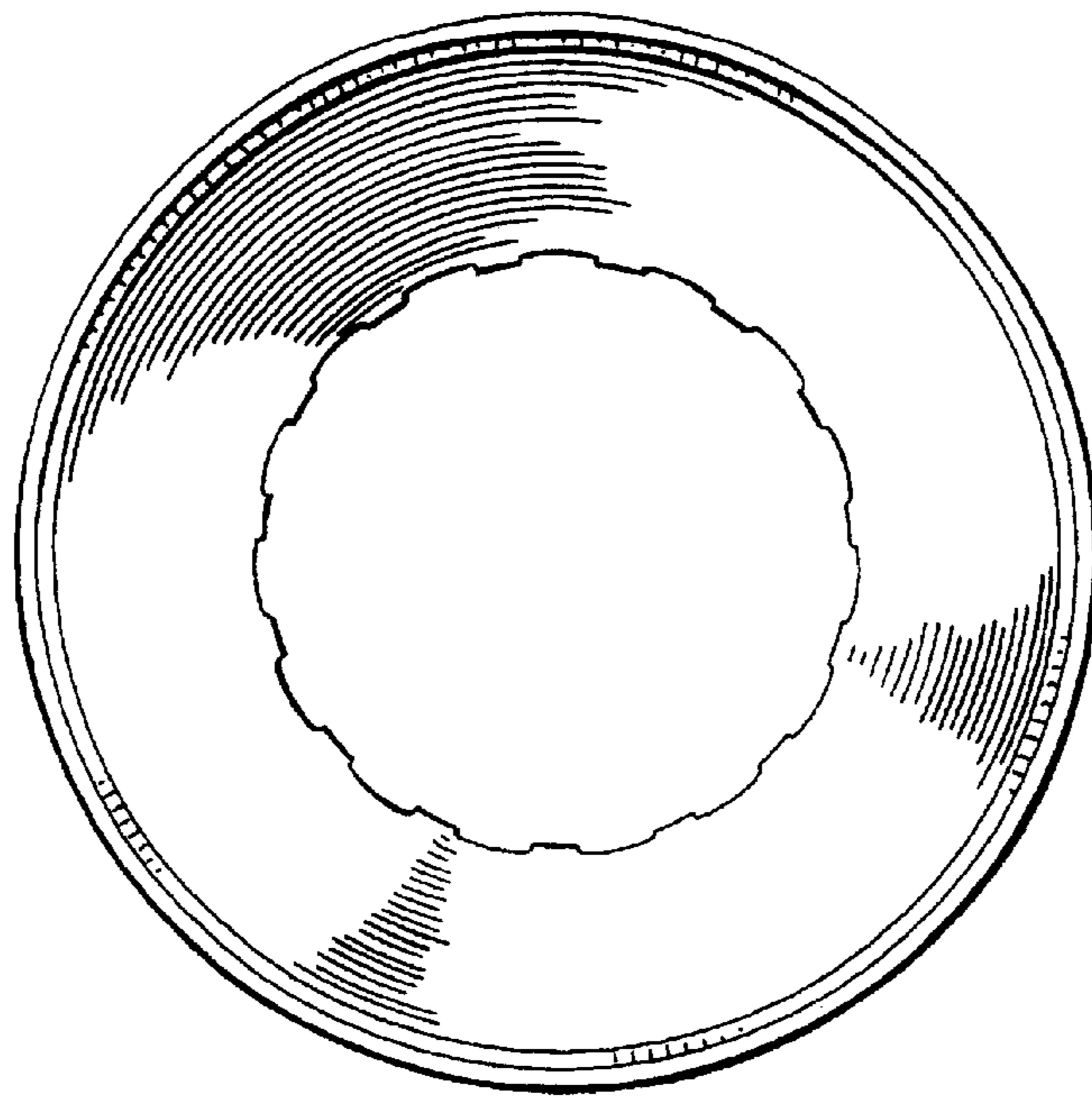


Fig. 4

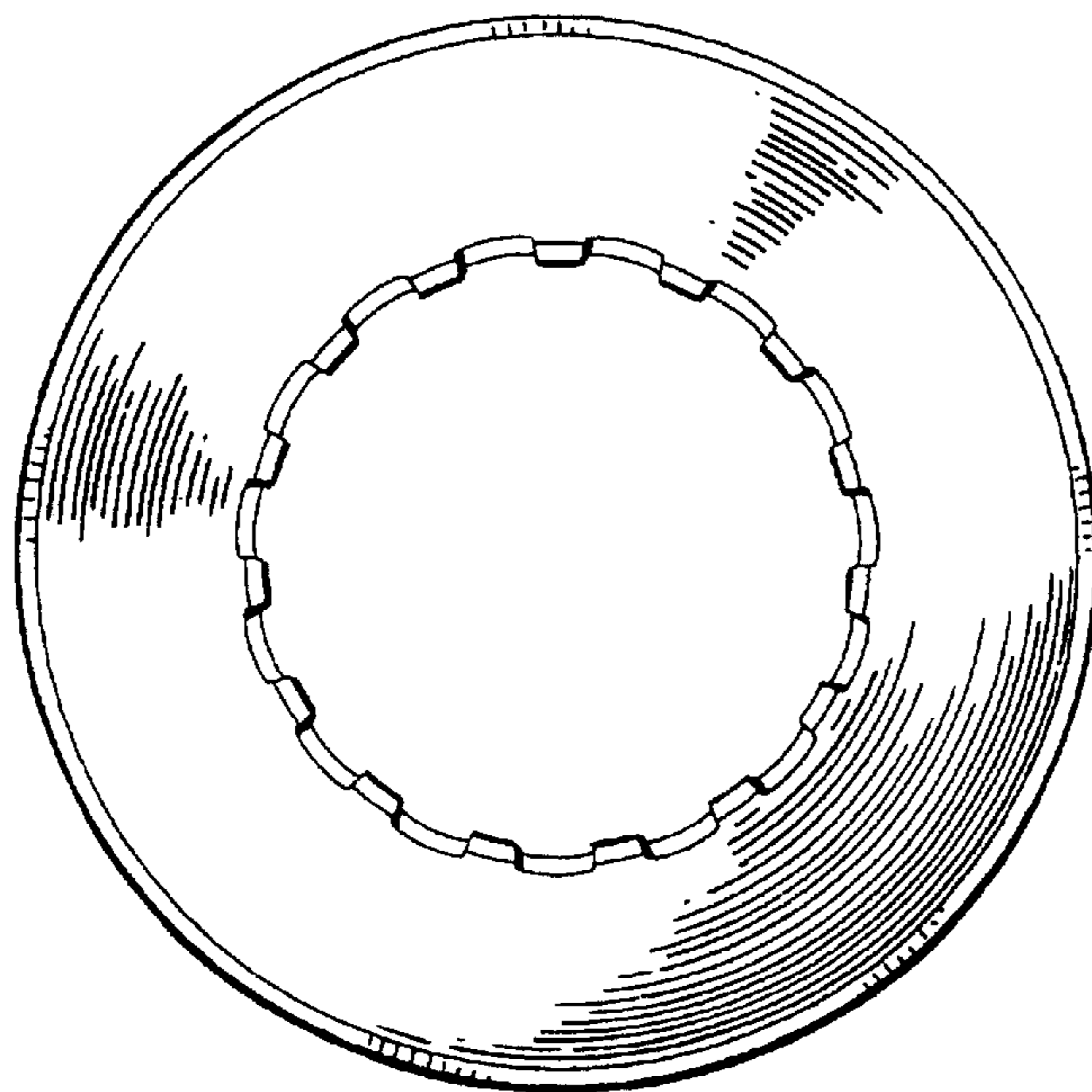


Fig. 5