



US00D537596S

(12) **United States Design Patent**  
**Marshall**

(10) **Patent No.:** **US D537,596 S**

(45) **Date of Patent:** **\*\* Feb. 27, 2007**

(54) **WASTE RECEPTACLE**

(75) Inventor: **Gary Marshall**, Campbellfield (AU)

(73) Assignee: **Attwood Banner Pty. Ltd.** (AU)

(\*\*) Term: **14 Years**

(21) Appl. No.: **29/237,755**

(22) Filed: **Sep. 6, 2005**

(30) **Foreign Application Priority Data**

Mar. 4, 2005 (AU) ..... 10856/2005

(51) **LOC (8) Cl.** ..... **09-09**

(52) **U.S. Cl.** ..... **D34/1; D20/19**

(58) **Field of Classification Search** ..... D34/1,  
D34/5, 6, 7, 8, 9, 10, 11; 220/908-913; D20/19;  
40/606.05

See application file for complete search history.

(56) **References Cited**

**U.S. PATENT DOCUMENTS**

4,377,231 A \* 3/1983 Murphy ..... 220/4.26

D293,038 S \* 12/1987 Kepiro ..... D34/7

D431,702 S \* 10/2000 McKeown et al. .... D34/1

6,170,692 B1 \* 1/2001 Johnston ..... 220/475

D450,899 S \* 11/2001 Caron ..... D34/1

\* cited by examiner

*Primary Examiner*—Cynthia E. Ramirez

(74) *Attorney, Agent, or Firm*—Leydig, Voit & Mayer, Ltd.

(57) **CLAIM**

The ornamental design for a waste receptacle, as shown and described.

**DESCRIPTION**

FIG. 1 is a perspective view taken from the top, front and left side of a waste receptacle showing my new design;

FIG. 2 is a front side view of the receptacle shown in FIG. 1;

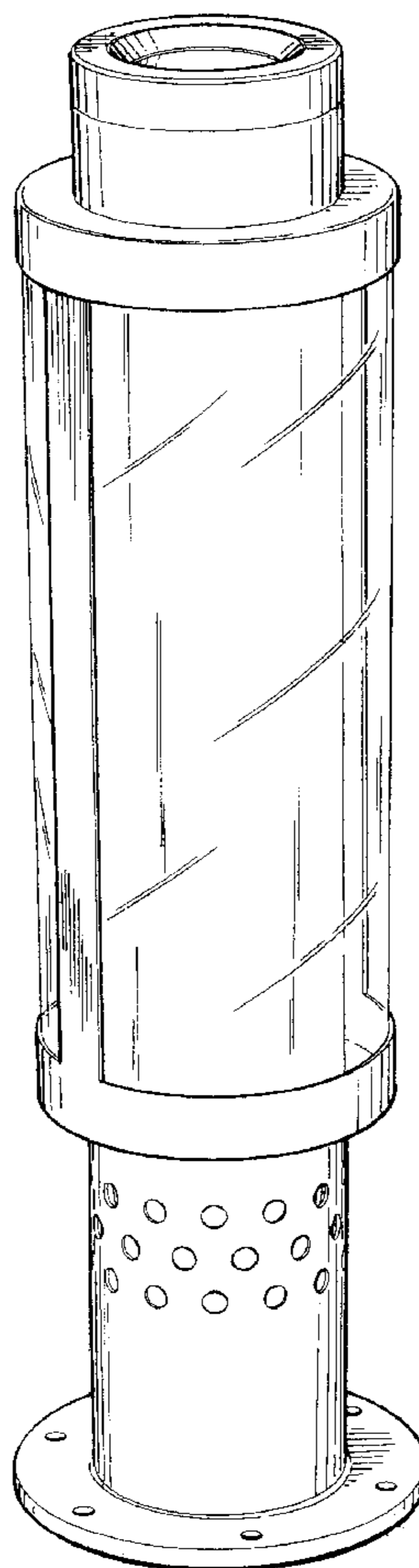
FIG. 3 is right side view of the receptacle shown in FIG. 1;

FIG. 4 is a top plan view of the receptacle shown in FIG. 1; and,

FIG. 5 is a bottom view of the receptacle shown in FIG. 1.

The rear and left side views of the receptacle shown in FIG. 1 are identical to FIGS. 2 and 3, respectively.

**1 Claim, 2 Drawing Sheets**



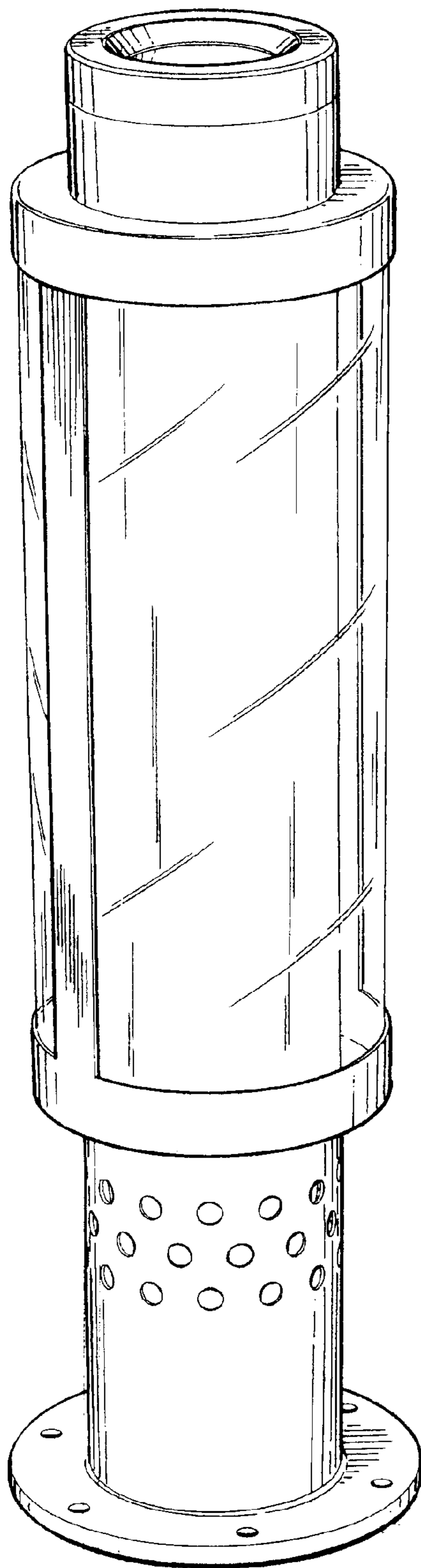


Fig. 1

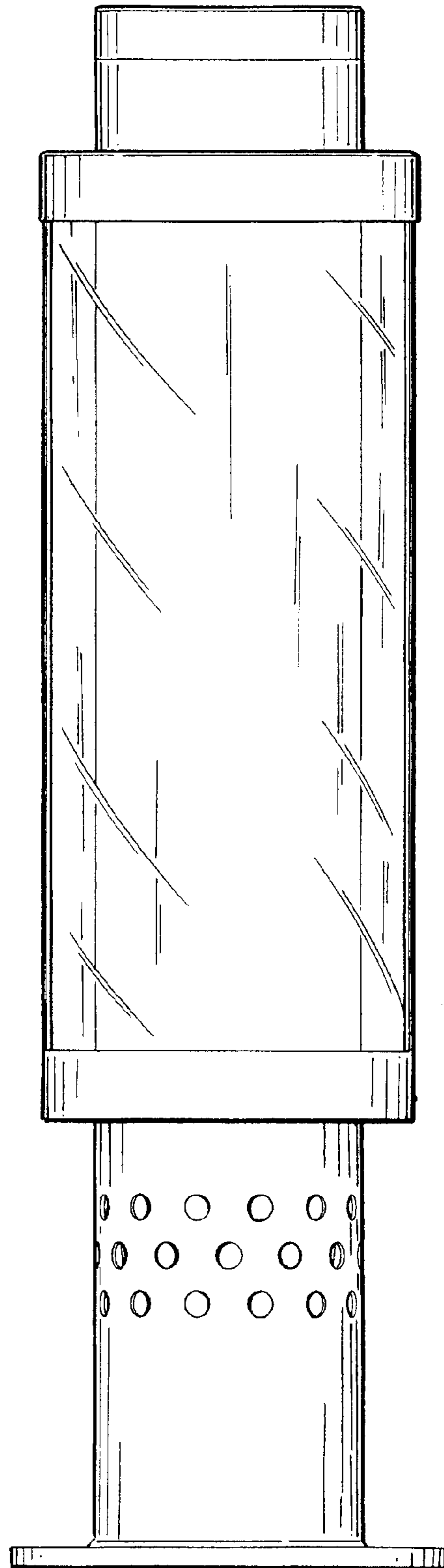


Fig. 2

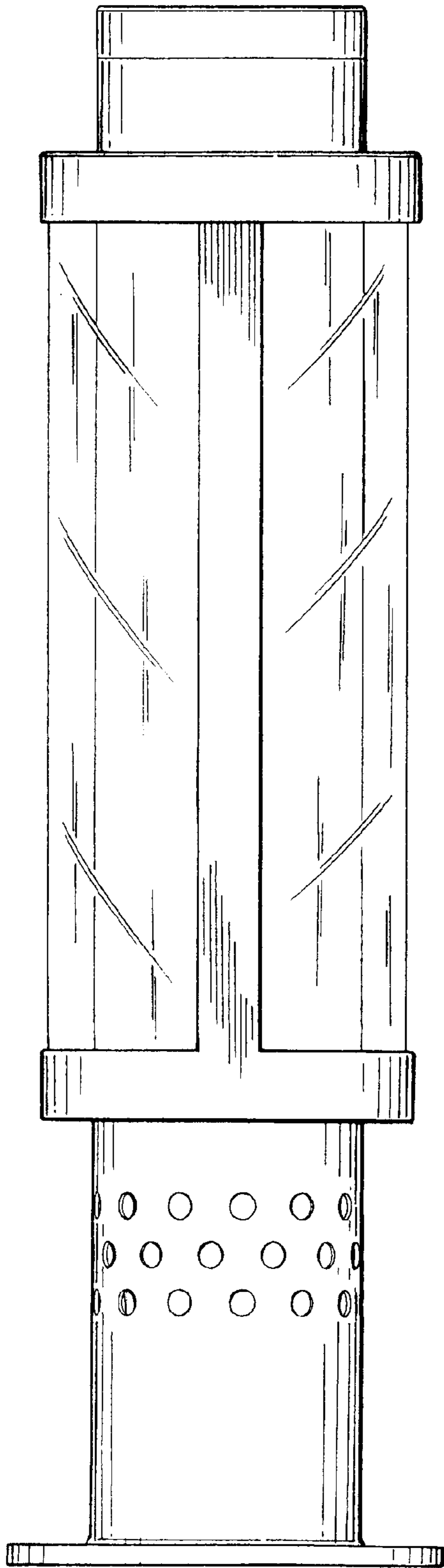


Fig. 3

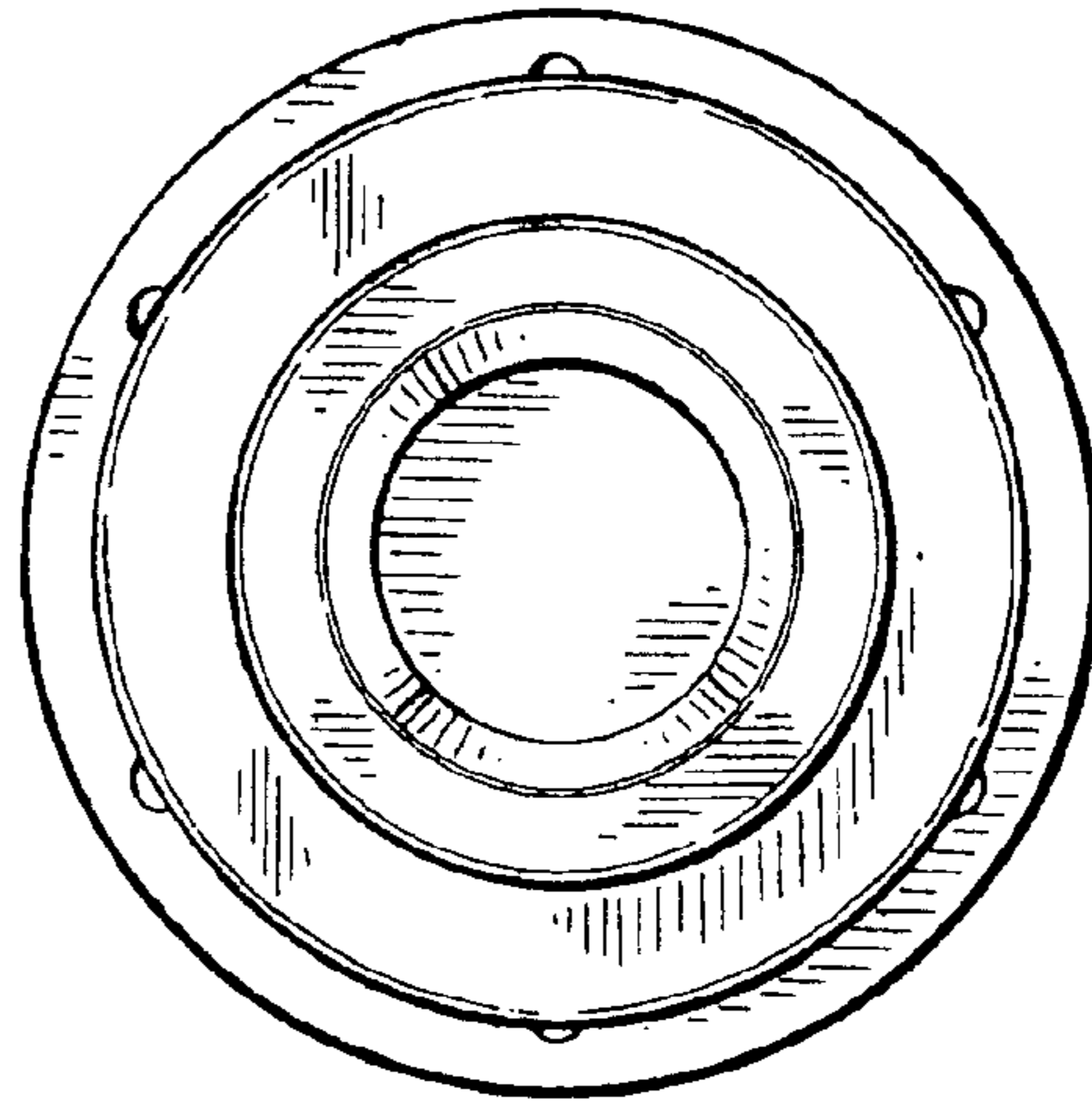


Fig. 4

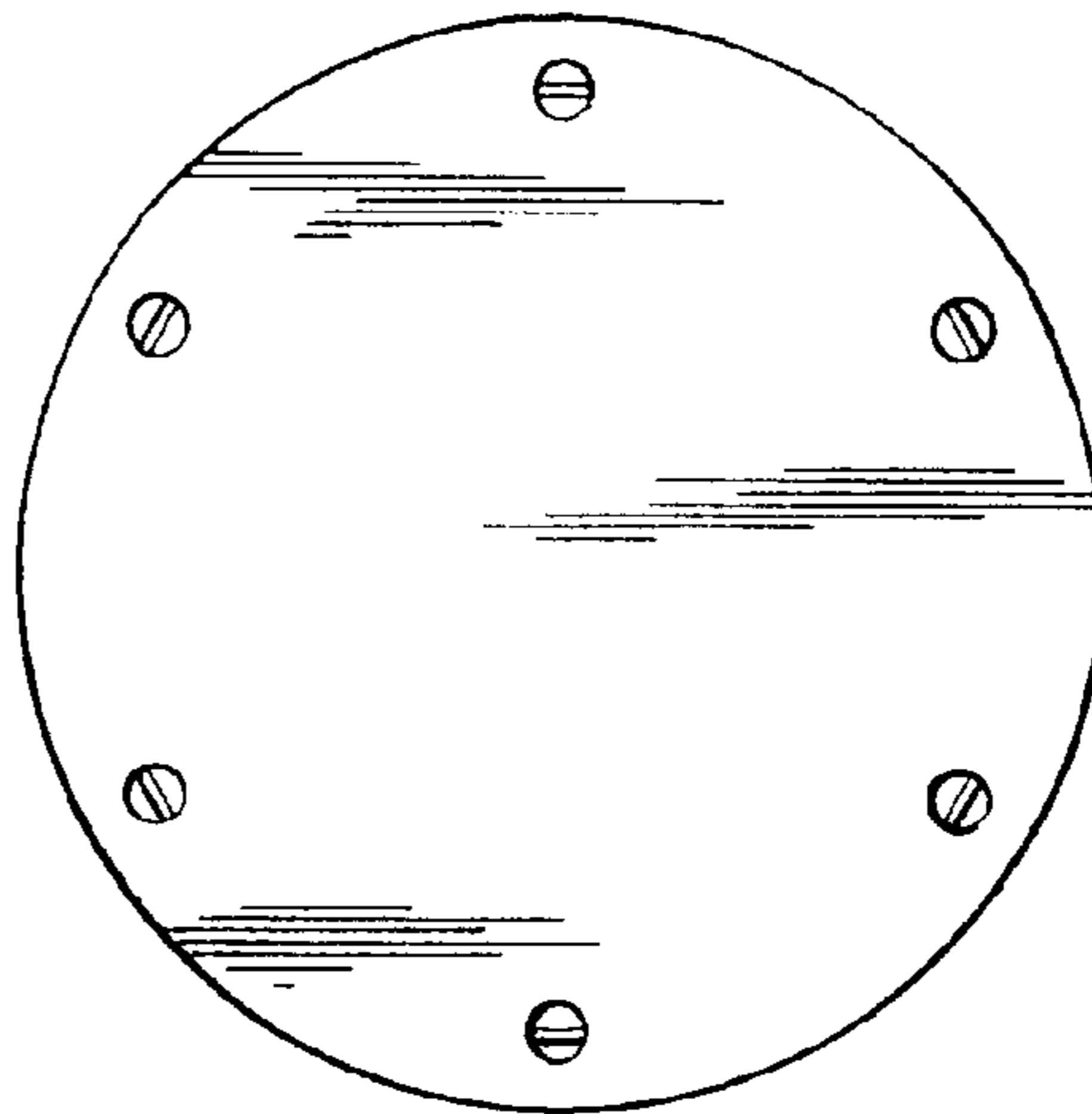


Fig. 5