



US00D537591S

(12) **United States Design Patent** (10) **Patent No.:** **US D537,591 S**
Gringer et al. (45) **Date of Patent:** **** Feb. 27, 2007**

(54) **SOFT BOOT FOR GLASS SCRAPER**

(75) Inventors: **Donald Gringer**, New York, NY (US);
Yuan Fang Cheng, Forest Hills, NY
(US); **Howard Soled**, Paramus, NJ
(US)

(73) Assignee: **Allway Tools, Inc.**, Bronx, NY (US)

(**) Term: **14 Years**

(21) Appl. No.: **29/229,009**

(22) Filed: **May 2, 2005**

RE34,979 E 6/1995 Gringer
5,433,004 A 7/1995 Thompson et al.
D364,252 S 11/1995 Henke
5,528,832 A 6/1996 Schmidt
D453,251 S 1/2002 Gringer et al.
D463,639 S 9/2002 Panfili et al.
D467,395 S 12/2002 McCool
D468,989 S 1/2003 Gringer et al.
6,530,098 B1 3/2003 Gringer et al.
6,568,087 B1 5/2003 Gringer
D479,374 S 9/2003 Gringer et al.
D479,375 S 9/2003 Gringer et al.
D489,851 S 5/2004 Jones et al.
6,732,395 B2 5/2004 Gringer
D516,263 S * 2/2006 Gringer et al. D32/52

Related U.S. Application Data

(62) Division of application No. 29/186,553, filed on May 27, 2003, now Pat. No. Des. 516,263.

(51) **LOC (8) Cl.** **04-01**

(52) **U.S. Cl.** **D32/52; D32/46; D32/48**

(58) **Field of Classification Search** D32/40,
D32/46, 48, 52, 42, 49; 15/236.01, 236.02;
D8/98, 99

See application file for complete search history.

(56) **References Cited**

U.S. PATENT DOCUMENTS

2,286,190 A 6/1942 Abrahamsen
2,783,537 A 3/1957 Gringer
3,162,947 A 12/1964 Gringer
D240,699 S 7/1976 Gerson
D267,826 S 2/1983 Gringer
D274,952 S 7/1984 Gringer
D274,953 S 7/1984 Gringer
4,558,517 A 12/1985 Gringer
D282,881 S * 3/1986 Gringer D32/48
D326,546 S 5/1992 Gringer
D327,553 S 6/1992 Gringer
D346,319 S 4/1994 Lavallee et al.

OTHER PUBLICATIONS

“Soft Grip Tools for Hard Hat Jobs”, Allway Tools Inc., 2005.

* cited by examiner

Primary Examiner—Cynthia E. Ramirez

(74) *Attorney, Agent, or Firm*—Gottlieb, Rackman & Reisman, P.C.


(57) **CLAIM**

The ornamental design for a soft boot for glass scraper, as shown and described.

DESCRIPTION

FIG. 1 is a top, front and left side perspective view of a soft boot for glass scraper showing our new design;
FIG. 2 is a top plan view;
FIG. 3 is a front view thereof;
FIG. 4 is a right side view thereof;
FIG. 5 is a rear view thereof; and,
FIG. 6 bottom view thereof.

1 Claim, 2 Drawing Sheets






FIG. 1

FIG. 2

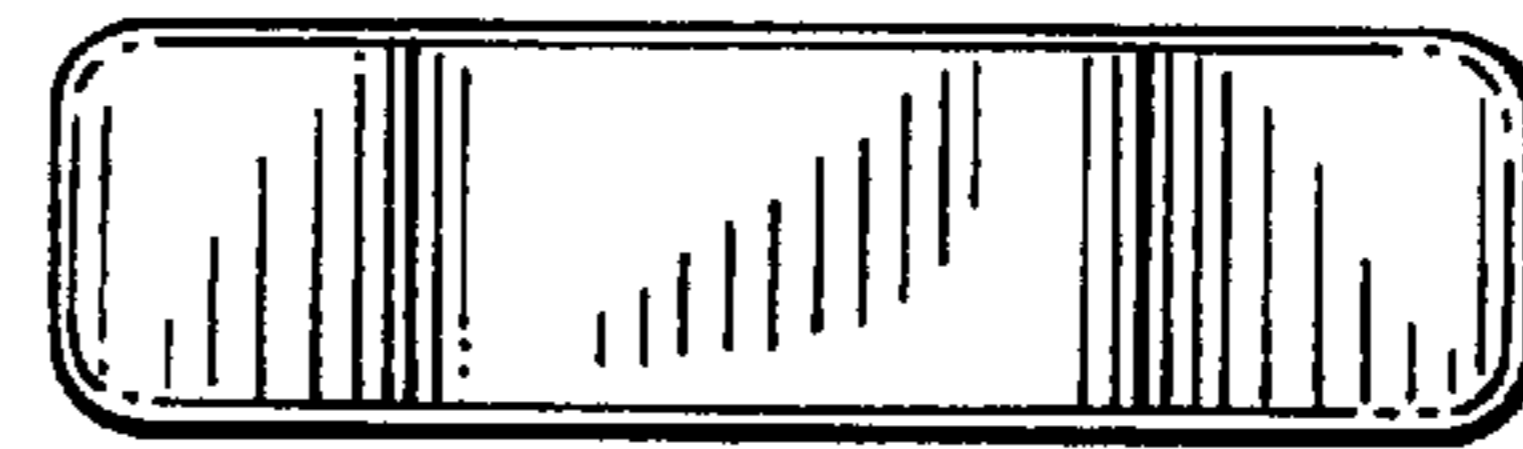
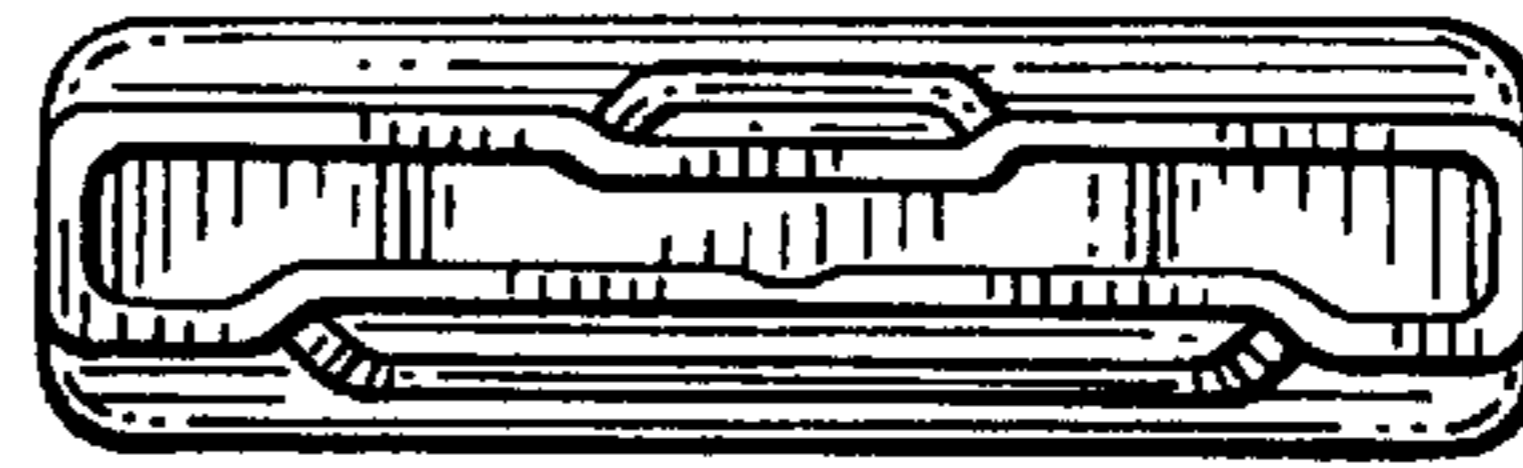


FIG. 6

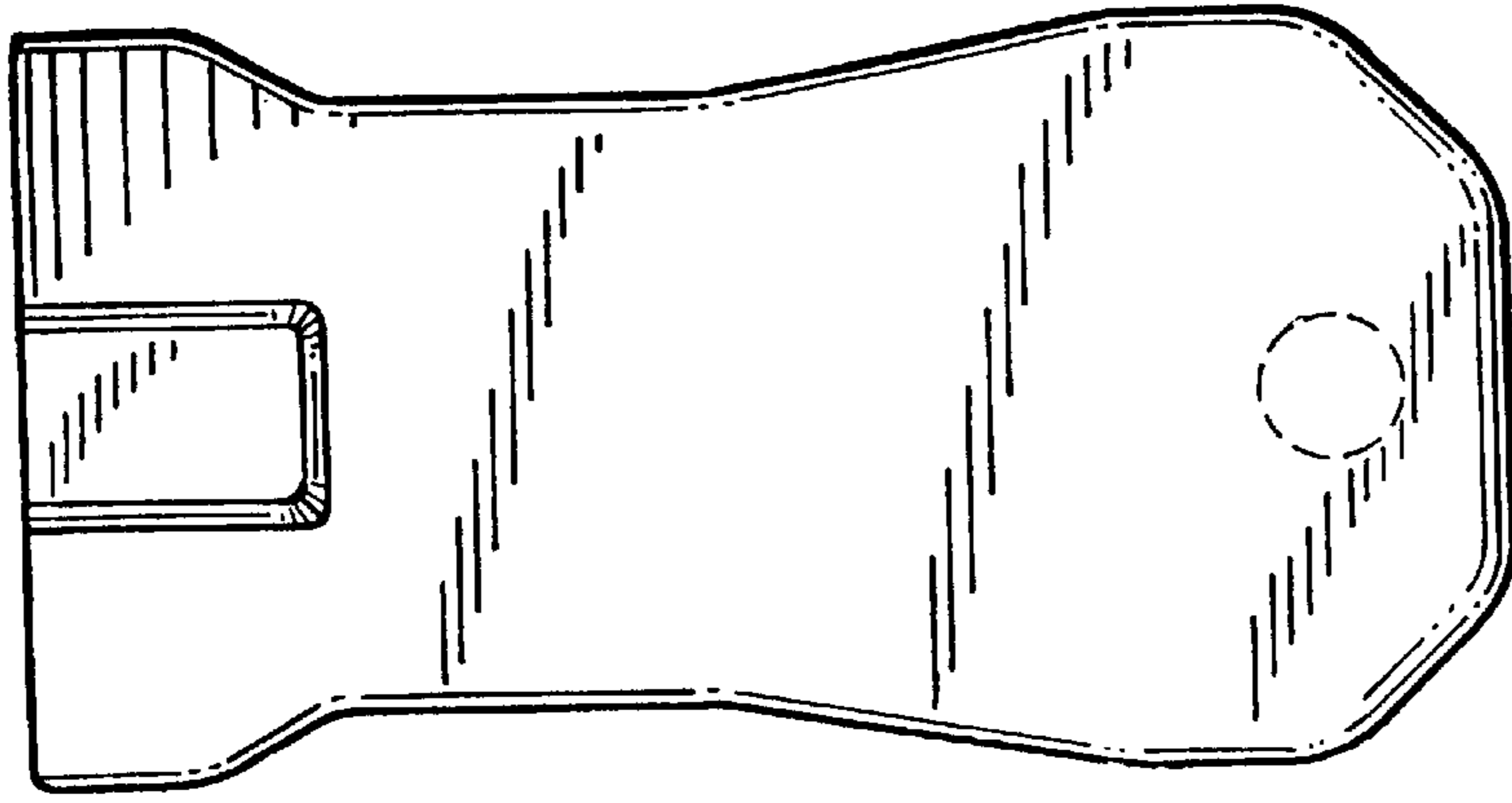


FIG. 5

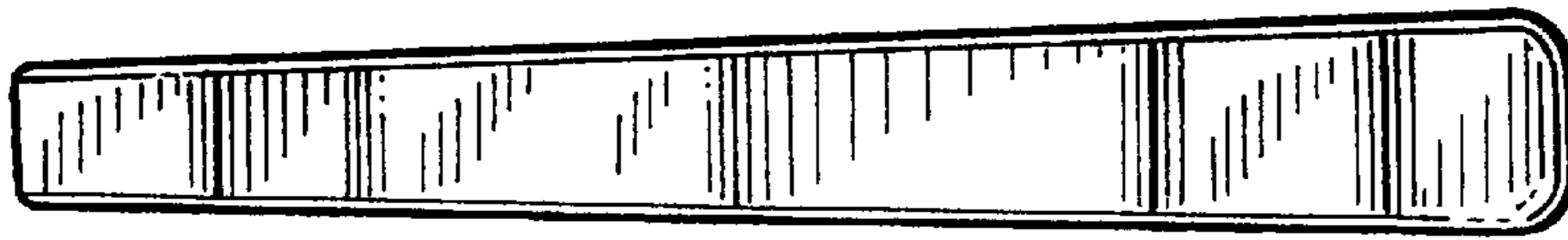


FIG. 4

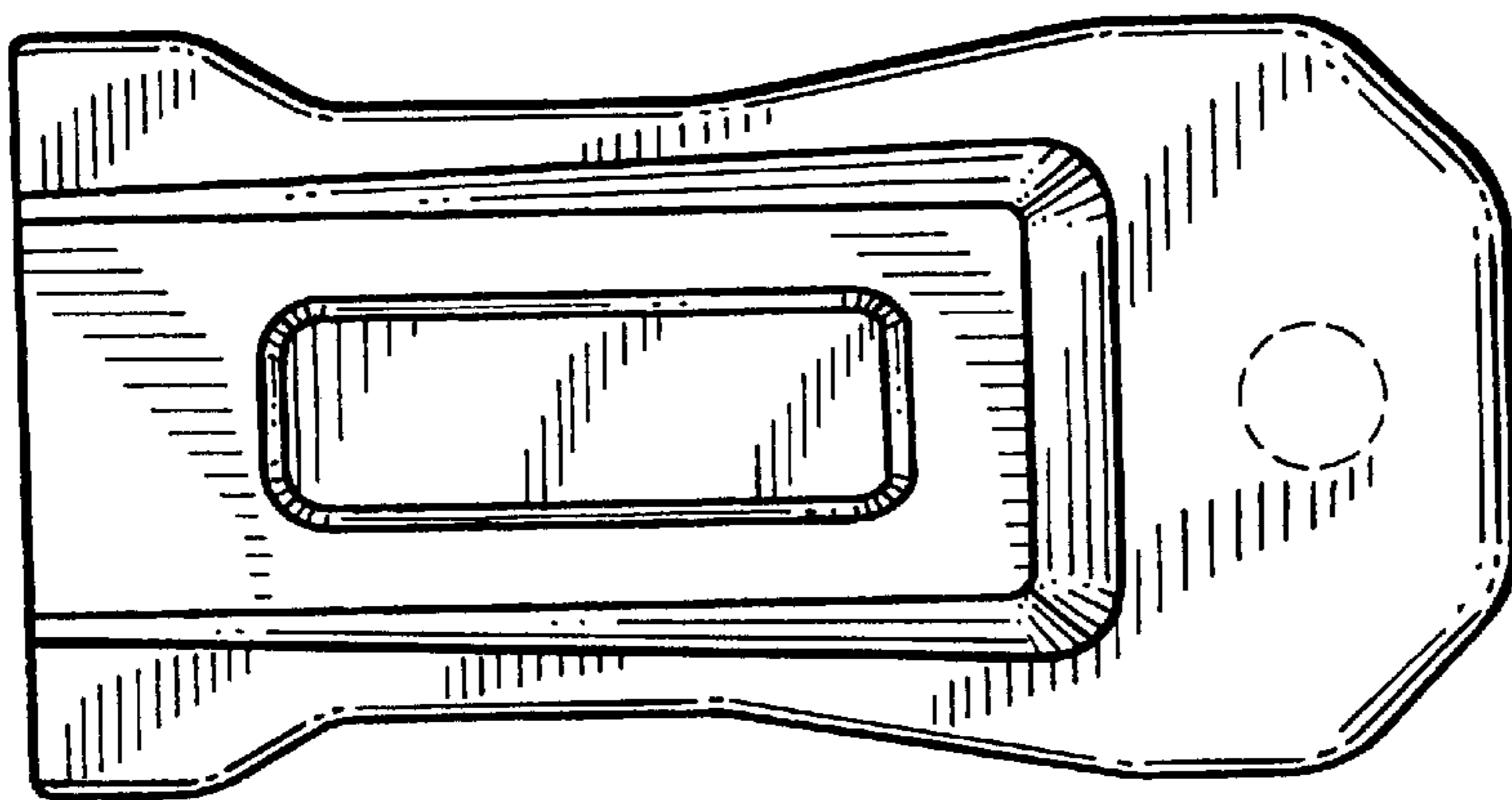


FIG. 3