



US00D537590S

(12) **United States Design Patent**  
**Hay**

(10) **Patent No.:** **US D537,590 S**

(45) **Date of Patent:** **\*\* Feb. 27, 2007**

(54) **CLEANING IMPLEMENT**

(75) Inventor: **Christopher James Mccaughan Hay**,  
Hong Kong (HK)

(73) Assignee: **Hayco Manufacturing Limited**, Hong  
Kong (HK)

(\*\*) Term: **14 Years**

(21) Appl. No.: **29/200,400**

(22) Filed: **Feb. 27, 2004**

(51) **LOC (8) Cl.** ..... **04-01**

(52) **U.S. Cl.** ..... **D32/51**

(58) **Field of Classification Search** ..... D4/114,

D4/137, 138; D28/7, 63; D32/40, 45, 51;

15/143.1, 164, 209.1, 210.1, 211, 244.1;

16/430, 431

See application file for complete search history.

(56) **References Cited**

**U.S. PATENT DOCUMENTS**

3,231,921 A \* 2/1966 Cuervo ..... 15/244.1

D269,917 S \* 7/1983 Spann ..... D32/51

5,214,820 A \* 6/1993 Shumway et al. .... 15/211 X

D446,898 S \* 8/2001 Brewer et al. .... D32/45

D452,080 S \* 12/2001 Petner ..... D14/114

6,349,443 B1 \* 2/2002 Randolph et al. .... 15/164 X

D489,903 S \* 5/2004 Dunn ..... D4/128

\* cited by examiner

*Primary Examiner*—Alan P. Douglas

*Assistant Examiner*—Lavone D. Tabor

(74) *Attorney, Agent, or Firm*—Buchanan Ingersoll &  
Rooney PC

(57) **CLAIM**

The ornamental design for a “cleaning implement,” as  
shown and described.

**DESCRIPTION**

FIG. 1 is a perspective view of a “cleaning implement”  
incorporating the design;

FIG. 2 is a top view thereof;

FIG. 3 is a front view thereof;

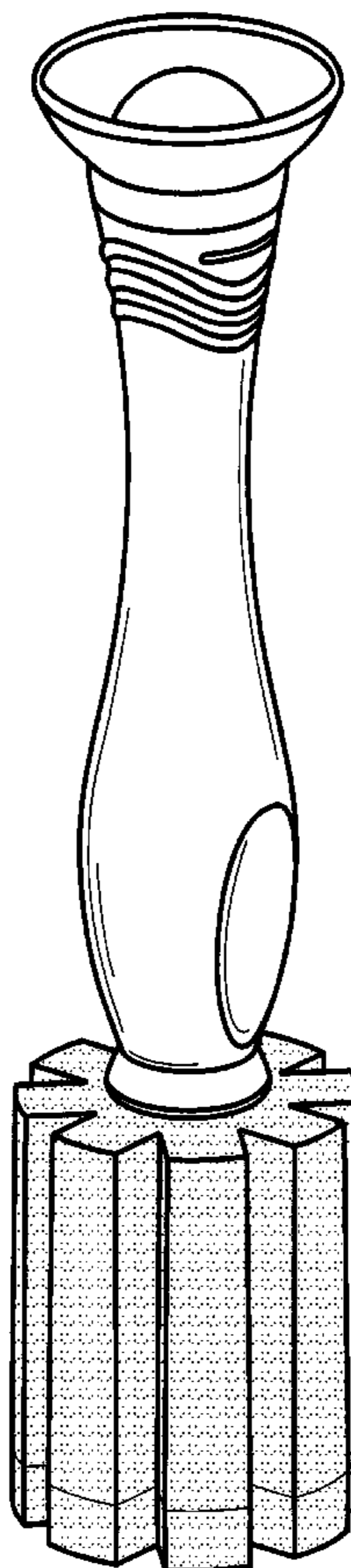
FIG. 4 is a bottom view thereof;

FIG. 5 is a rear view thereof;

FIG. 6 is a side view thereof; and,

FIG. 7 is another side view thereof.

**1 Claim, 7 Drawing Sheets**



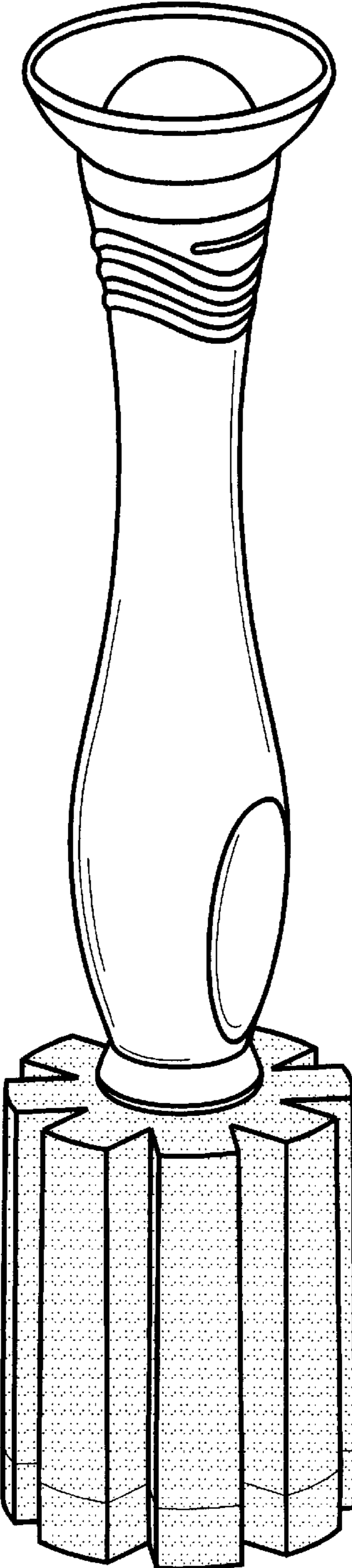


FIG:1

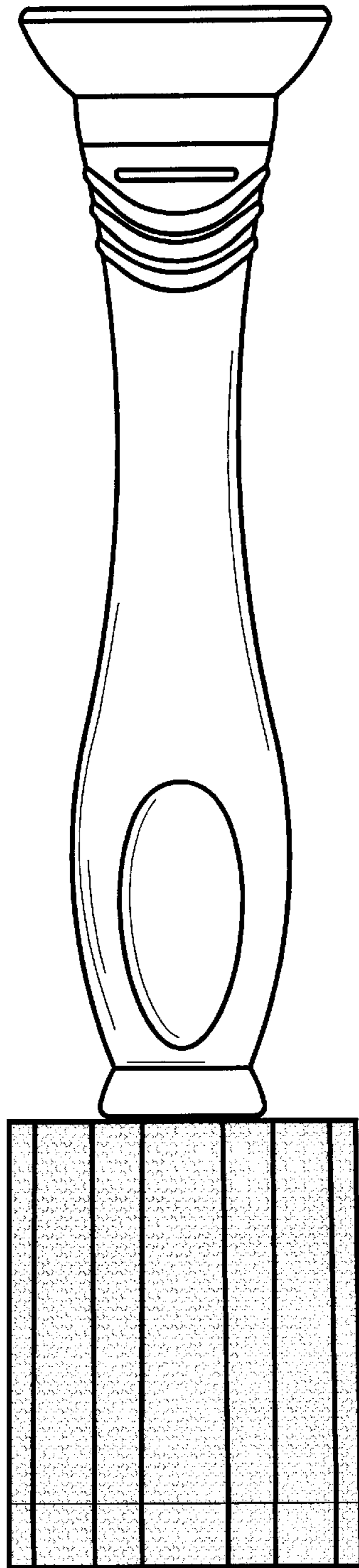


FIG:2

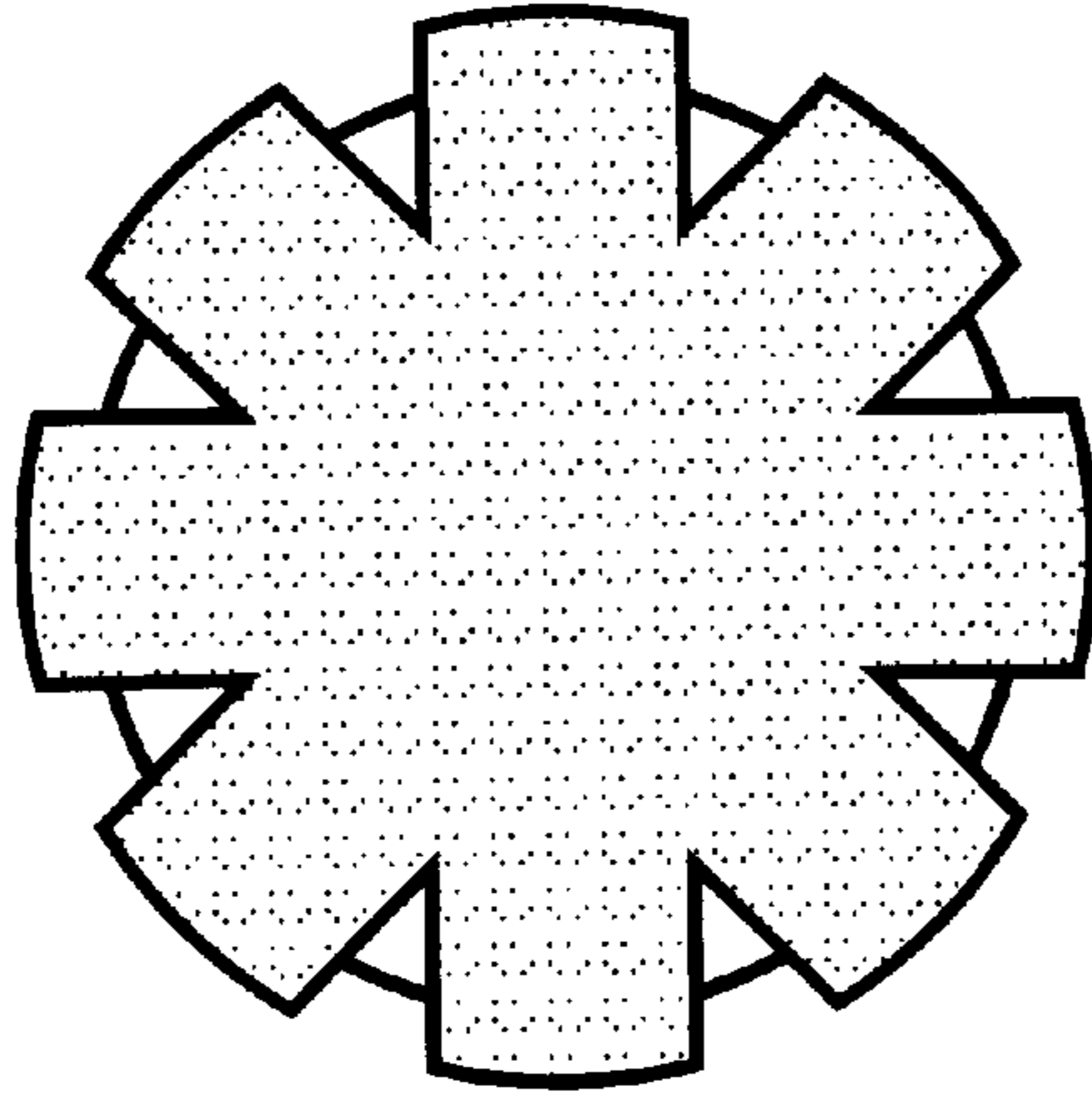


FIG:3

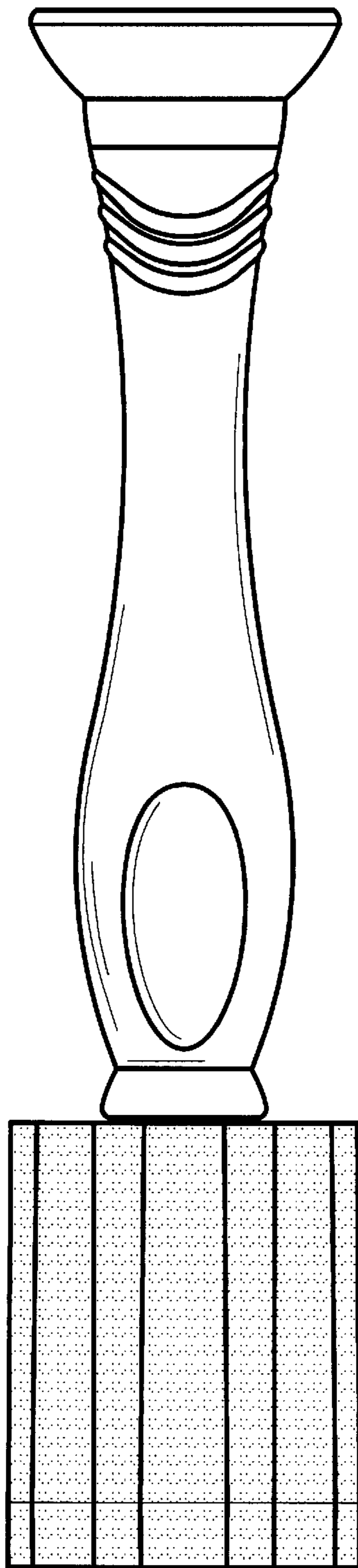


FIG:4

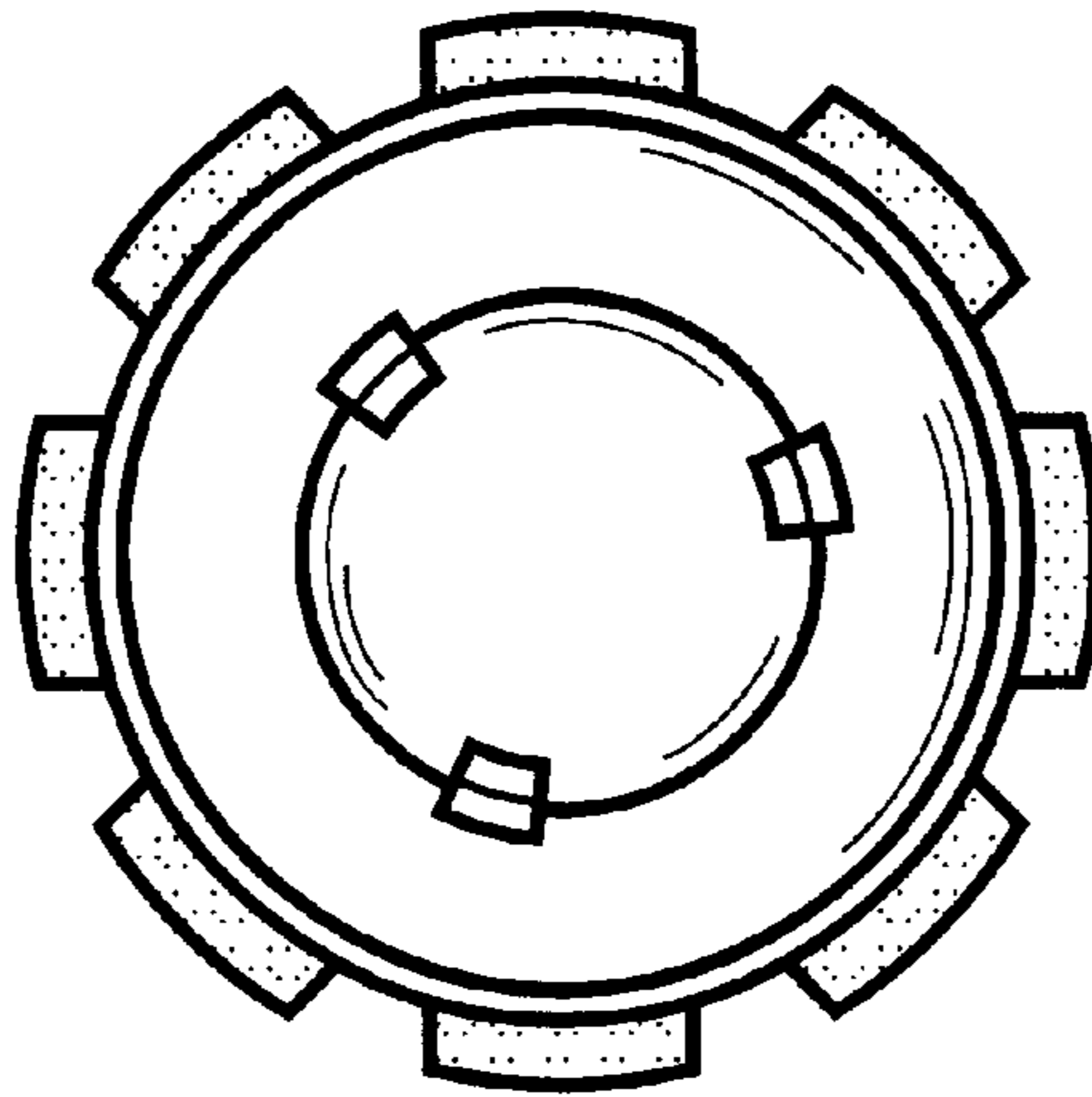


FIG:5

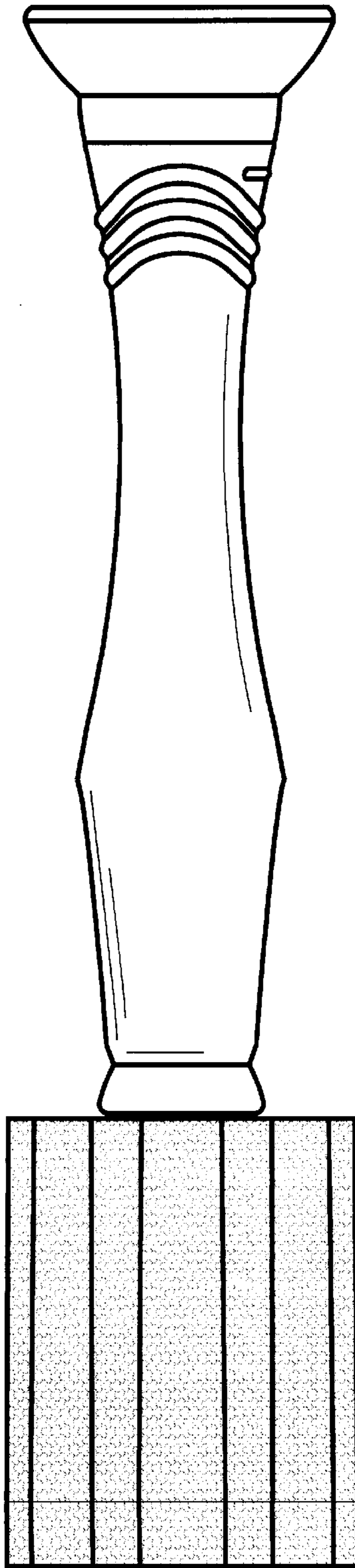


FIG:6

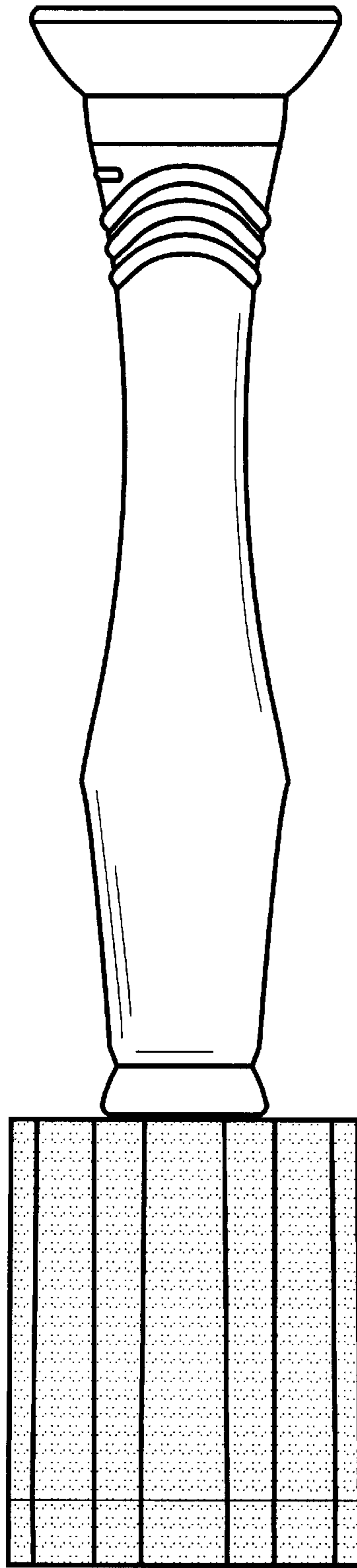


FIG:7