



US00D537589S

(12) **United States Design Patent**
Huddleston et al.

(10) **Patent No.:** **US D537,589 S**

(45) **Date of Patent:** **** Feb. 27, 2007**

(54) **SHOE SCRAPER DESIGN**

(76) Inventors: **David M. Huddleston**, 1218 Knox Valley Dr., Brentwood, TN (US) 37027;
Kay M. Huddleston, 1218 Knox Valley Dr., Brentwood, TN (US) 37027

(**) Term: **14 Years**

(21) Appl. No.: **29/222,705**

(22) Filed: **Feb. 1, 2005**

(51) **LOC (8) Cl.** **08-05**

(52) **U.S. Cl.** **D32/47**

(58) **Field of Classification Search** D32/40,
D32/46, 47, 49; D8/16, 45, 47, 88-90; 15/113,
15/236.01, 236.02, 236.03, 236.07, 237
See application file for complete search history.

(56) **References Cited**

U.S. PATENT DOCUMENTS

1,251,321	A	12/1917	Apted	
2,860,858	A	* 11/1958	Kurs	15/236.03 X
2,989,768	A	6/1961	Dohre	15/237
3,045,270	A	7/1962	Blumlo	15/216
3,050,760	A	8/1962	Darnell	15/113
3,111,698	A	11/1963	Reichle	15/105
3,270,363	A	9/1966	Harris, Jr.	15/237
3,310,826	A	3/1967	Ellis	15/105
3,360,807	A	1/1968	Mauck	
3,496,590	A	2/1970	Yates	15/105
3,531,816	A	10/1970	Engel	15/237
4,023,291	A	5/1977	McMillan	40/125
4,670,932	A	6/1987	Williams	15/237
D316,620	S	* 4/1991	Magor	D32/47
5,147,098	A	9/1992	McCrink	280/813
5,226,647	A	7/1993	Notarmuzi	
5,509,167	A	4/1996	Wilson	15/237

5,645,500	A	7/1997	Borden	473/408
5,694,660	A	12/1997	Rachwalski	15/237
5,713,097	A	2/1998	Brown	15/237
D434,889	S	12/2000	Krohn	D32/47
6,243,907	B1	6/2001	Wagner	15/112
D520,206	S	* 5/2006	Kohn	D32/46 X

FOREIGN PATENT DOCUMENTS

GB 2241879 9/1991

* cited by examiner

Primary Examiner—Alan P. Douglas
Assistant Examiner—Lavone D. Tabor

(57) **CLAIM**

The ornamental design for a shoe scraper design, as shown and described.

DESCRIPTION

FIG. 1 is an upper perspective view of a shoe scraper design showing my new design.

FIG. 2 is a top view of a shoe scraper design showing my new design.

FIG. 3 is a bottom view of a shoe scraper design showing my new design.

FIG. 4 is a left side view of a shoe scraper design showing my new design.

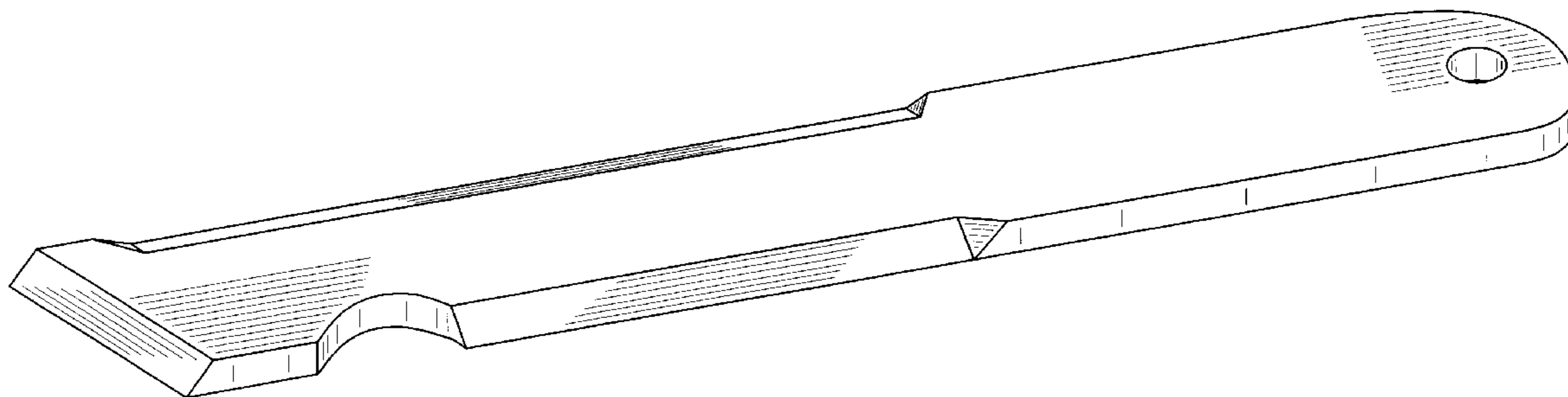
FIG. 5 is a right side view of a shoe scraper design showing my new design.

FIG. 6 is an enlarged first end view of a shoe scraper design showing my new design; and,

FIG. 7 is an enlarged second end view of a shoe scraper design showing my new design.

Any shading and cross-hatching are not features of the design but are utilized to illustrate the surface contours of the shoe scraper design in the drawings.

1 Claim, 7 Drawing Sheets



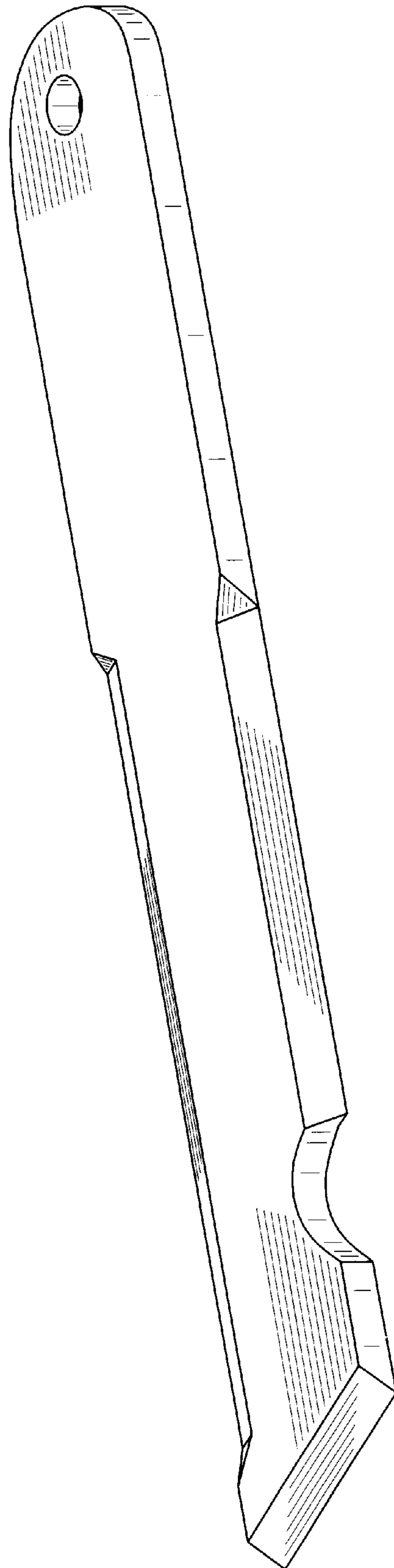


FIG. 1

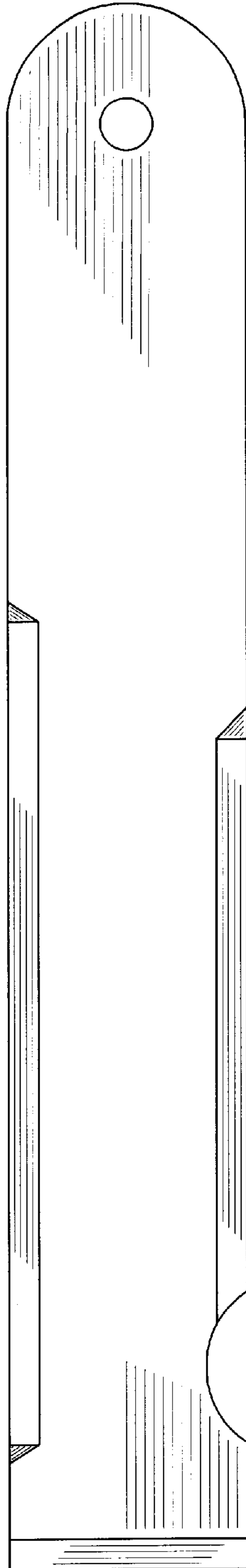


FIG. 2




FIG. 3




FIG. 4



FIG. 5




FIG. 6




FIG. 7