



US00D537582S

(12) **United States Design Patent**
Zimmerle et al.

(10) **Patent No.:** **US D537,582 S**

(45) **Date of Patent:** **** Feb. 27, 2007**

(54) **WALL VACUUM**

(75) Inventors: **Johnny W. Zimmerle**, St. Joseph, MI (US); **Wyatt A. Cline**, Niles, MI (US)

(73) Assignee: **Whirlpool Corporation**, Benton Harbor, MI (US)

(**) Term: **14 Years**

(21) Appl. No.: **29/234,814**

(22) Filed: **Jul. 22, 2005**

(51) **LOC (8) Cl.** **15-05**

(52) **U.S. Cl.** **D32/21**

(58) **Field of Classification Search** D32/1,
D32/4, 15, 17-18, 21, 23-24, 31, 34; 15/301,
15/312.1, 312.2, 314-315, 319, 320-322,
15/340.1, 321, 323, 327.1, 327.6, 327.7,
15/335, 344-345, 347, 353, 355, 388, 410-412,
15/414, 415.1, 429; D23/225; 68/222; 134/18;
700/245; 701/23

See application file for complete search history.

(56) **References Cited**

U.S. PATENT DOCUMENTS

5,740,581 A * 4/1998 Harrelson, II 15/314

D399,030 S * 9/1998 Lopes D32/21
6,817,058 B1 * 11/2004 Harrelson, II 15/315
D506,298 S * 6/2005 Schmitt D32/21
D520,689 S * 5/2006 Eccardt et al. D32/21
2006/0196002 A1 * 9/2006 Schlapkohl 15/301

* cited by examiner

Primary Examiner—Ruth McInroy

(74) *Attorney, Agent, or Firm*—Stephen Krefman; Robert O. Rice; Clifton G. Green

(57) **CLAIM**

The ornamental design for a wall vacuum, as shown and described.

DESCRIPTION

FIG. 1 is a front perspective view of a wall vacuum showing our new design;

FIG. 2 is a front elevational view thereof;

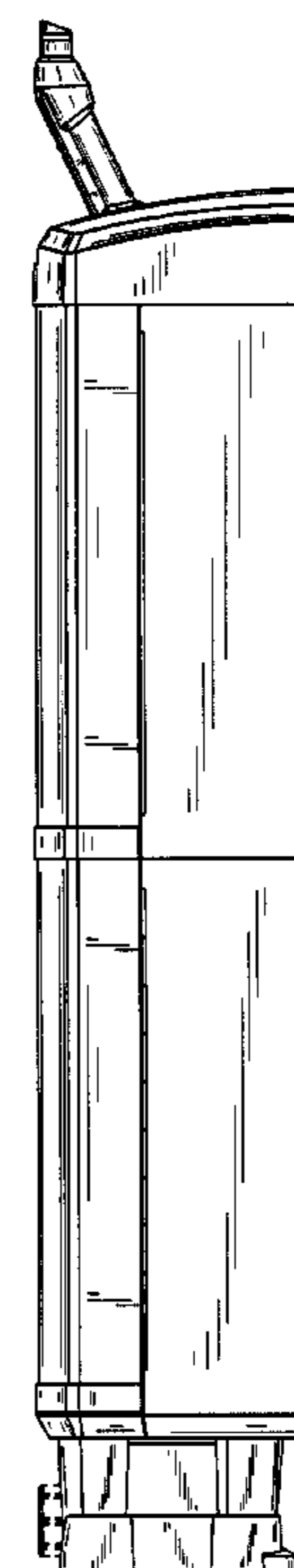

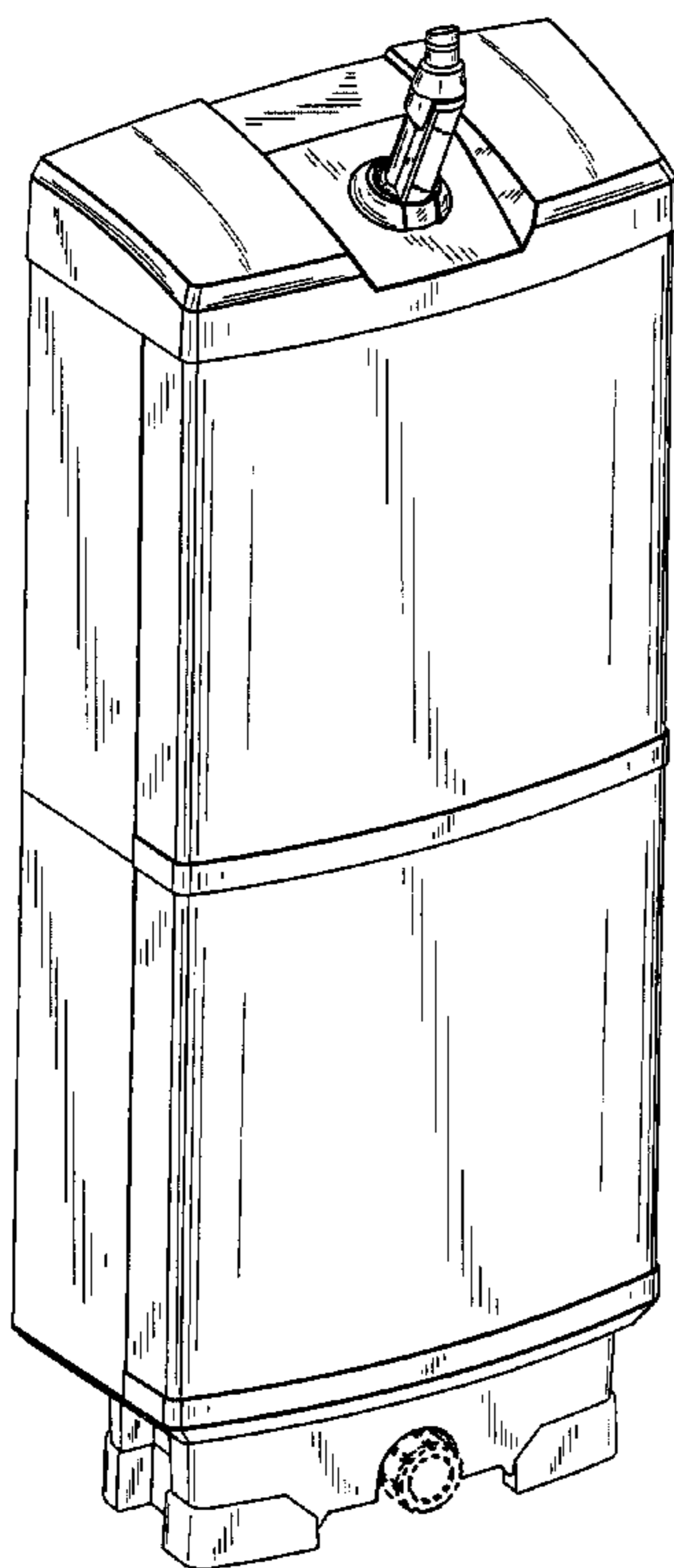
FIG. 3 is a left side elevational view thereof;

FIG. 4 is a right side elevational view thereof; and,

FIG. 5 is a top plan view thereof.

The details shown in broken lines form no part of the claimed design.

1 Claim, 4 Drawing Sheets



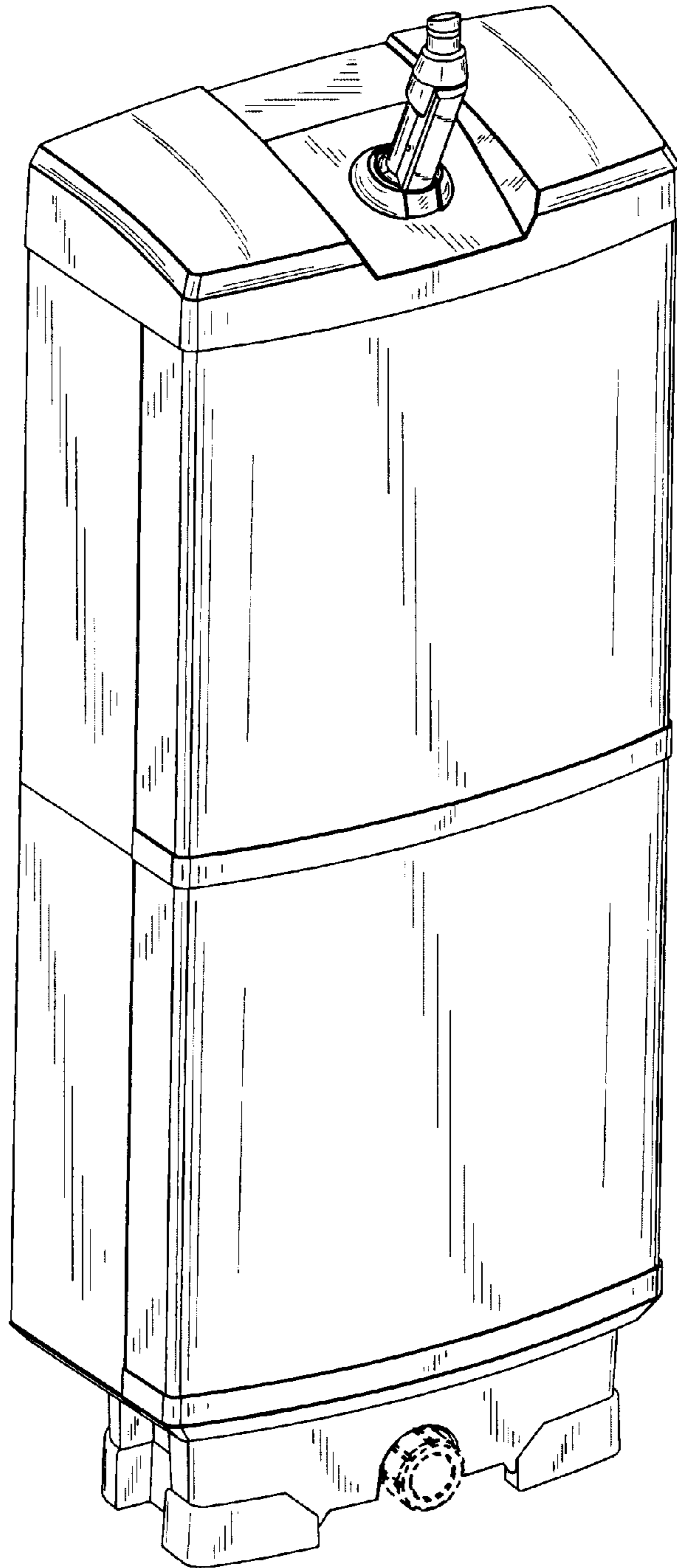


Fig. 1

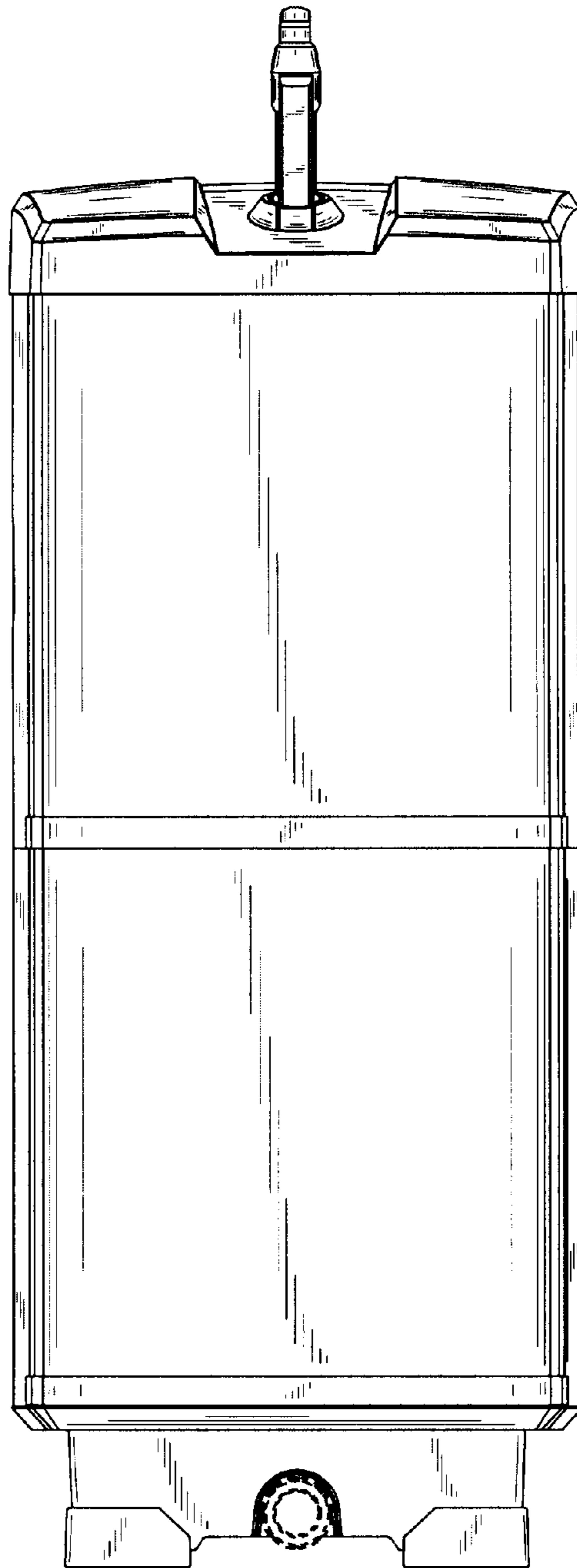


Fig. 2

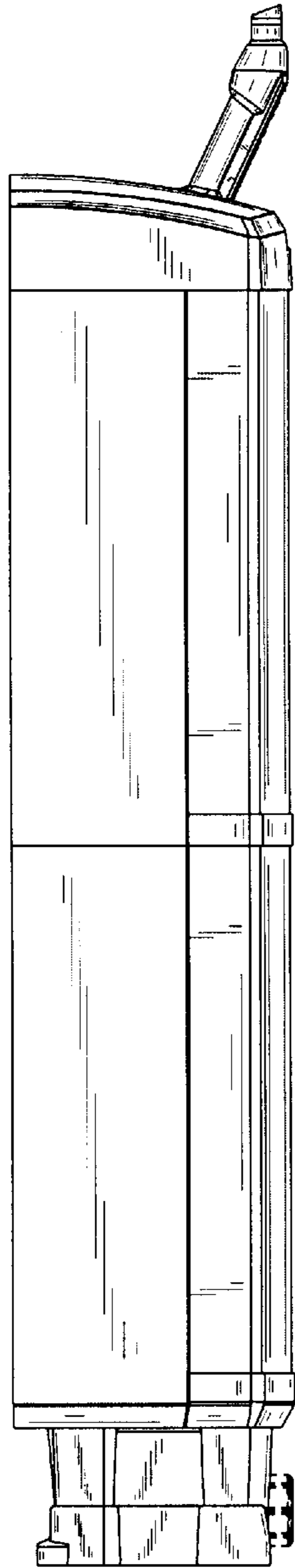


Fig. 3

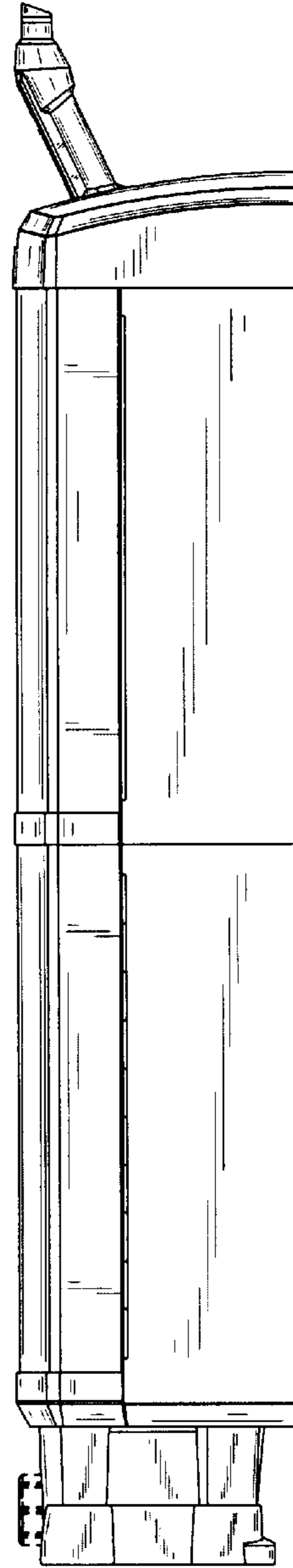


Fig. 4

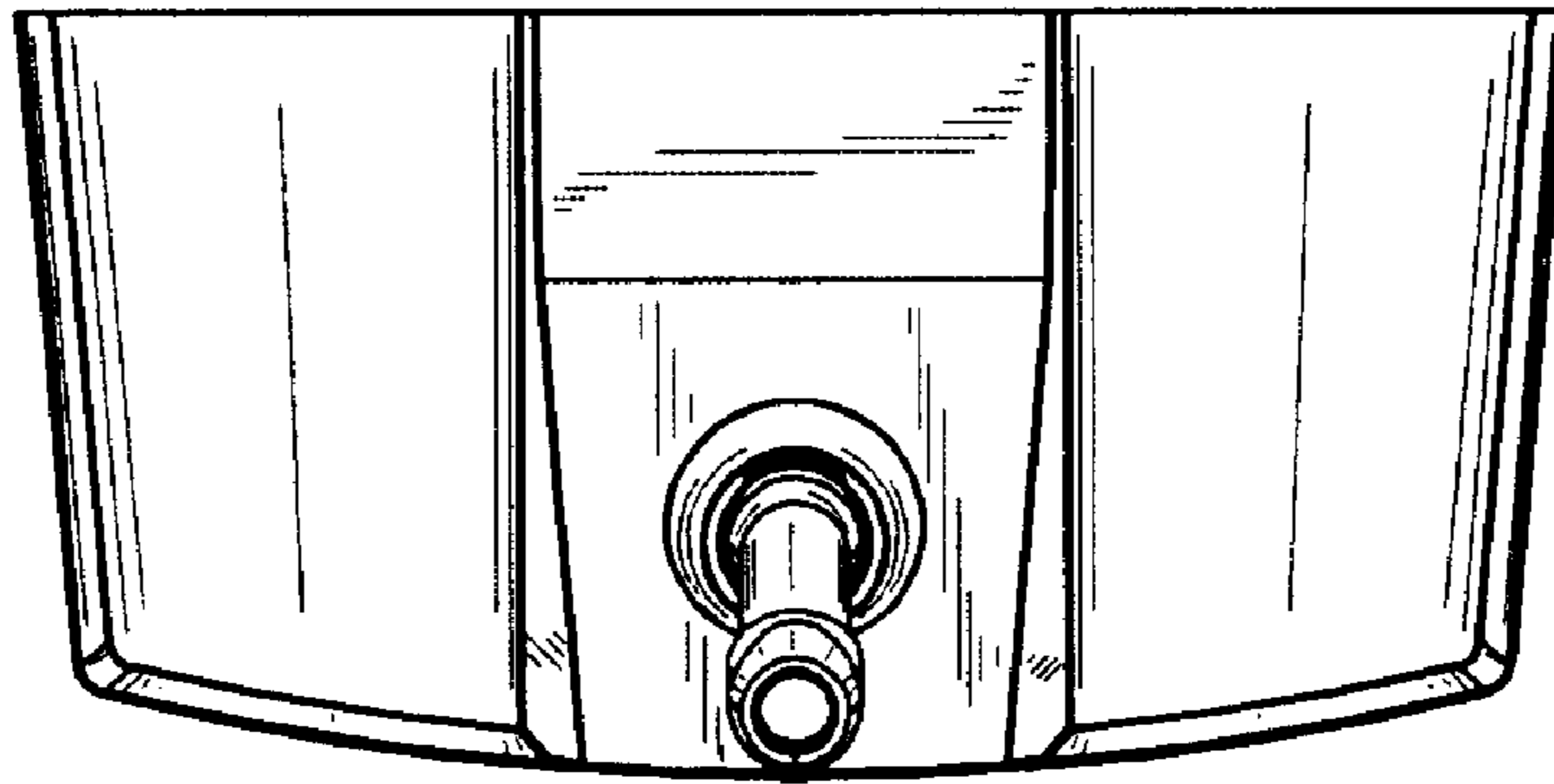


Fig. 5