



US00D537577S

(12) **United States Design Patent**
Nam et al.

(10) **Patent No.:** **US D537,577 S**
(45) **Date of Patent:** **** Feb. 27, 2007**

(54) **WASHING MACHINE**

(75) Inventors: **Yeon Young Nam**, Goyang-si (KR);
Eun Jung Park, Seoul (KR)

(73) Assignee: **Samsung Electronics Co., Ltd.**, Suwon (KR)

(**) Term: **14 Years**

(21) Appl. No.: **29/261,983**

(22) Filed: **Jun. 23, 2006**

(51) **LOC (8) Cl.** **15-05**

(52) **U.S. Cl.** **D32/6**

(58) **Field of Classification Search** D32/1,
D32/5-10, 25, 28; 68/3 R, 5 R, 12.01; 34/523-524;
312/31

See application file for complete search history.

(56) **References Cited**

U.S. PATENT DOCUMENTS

- D517,258 S * 3/2006 Ha et al. D32/6
- D517,259 S * 3/2006 Ha et al. D32/6
- D518,256 S * 3/2006 Kim et al. D32/25

- D518,608 S * 4/2006 Kim et al. D32/6
- D519,247 S * 4/2006 Kim et al. D32/6
- D520,686 S * 5/2006 Jeon et al. D32/6
- D524,493 S * 7/2006 Choi et al. D32/6
- D527,151 S * 8/2006 Jung et al. D32/8

* cited by examiner

Primary Examiner—Louis S. Zarfes

Assistant Examiner—Kathleen Sims

(74) *Attorney, Agent, or Firm*—Ladas & Parry LLP

(57) **CLAIM**

We claim the ornamental design for a washing machine, as shown.

DESCRIPTION

FIG. 1 is a top, front, and right side perspective view of a washing machine showing our new design; FIG. 2 is a front elevational view thereof; FIG. 3 is a rear elevational view thereof; FIG. 4 is a left side elevational view thereof; FIG. 5 is a right side elevational view thereof; FIG. 6 is a top plan view thereof; and, FIG. 7 is a bottom plan view thereof.

1 Claim, 6 Drawing Sheets




FIG. 1

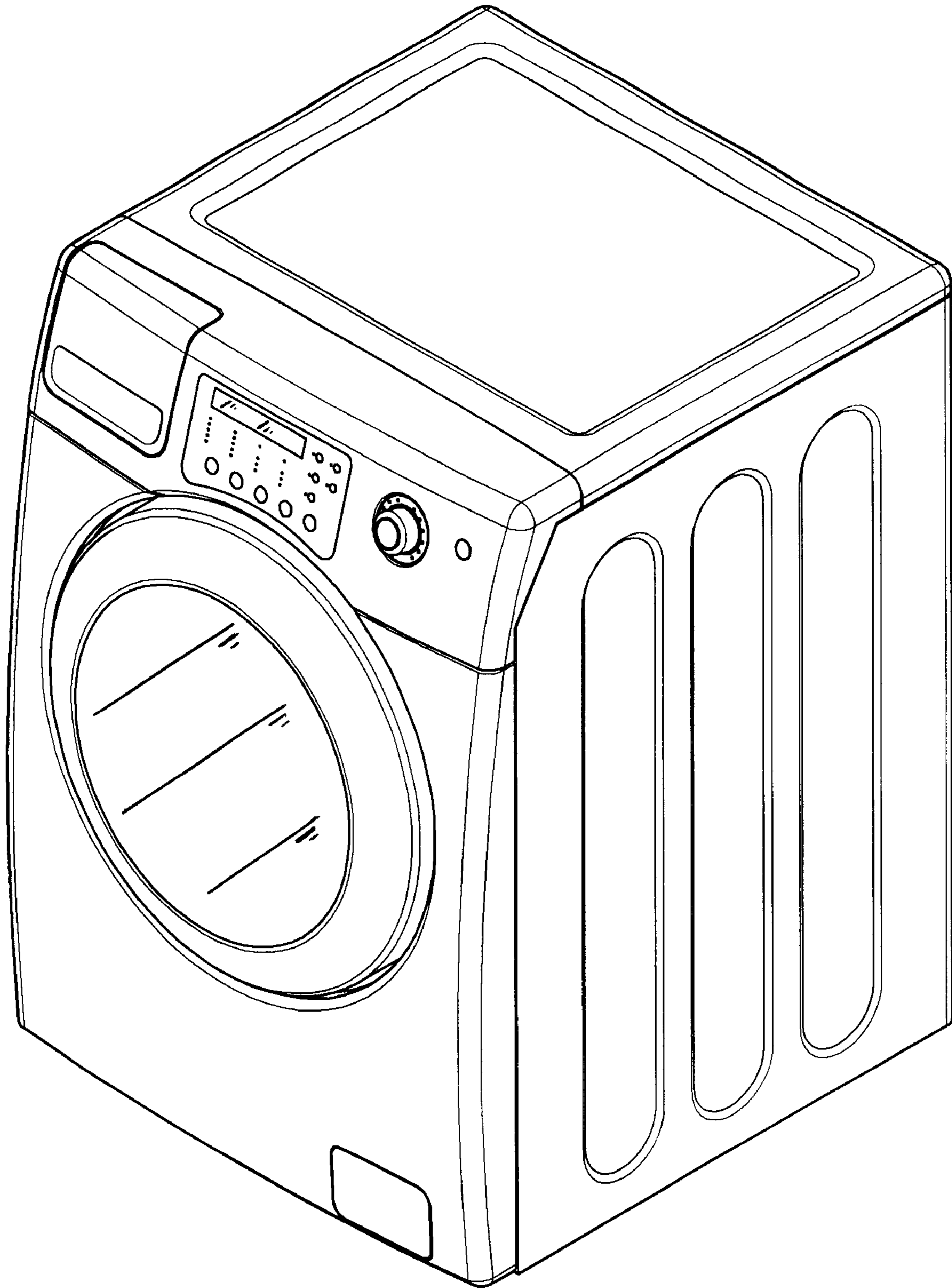


FIG. 2

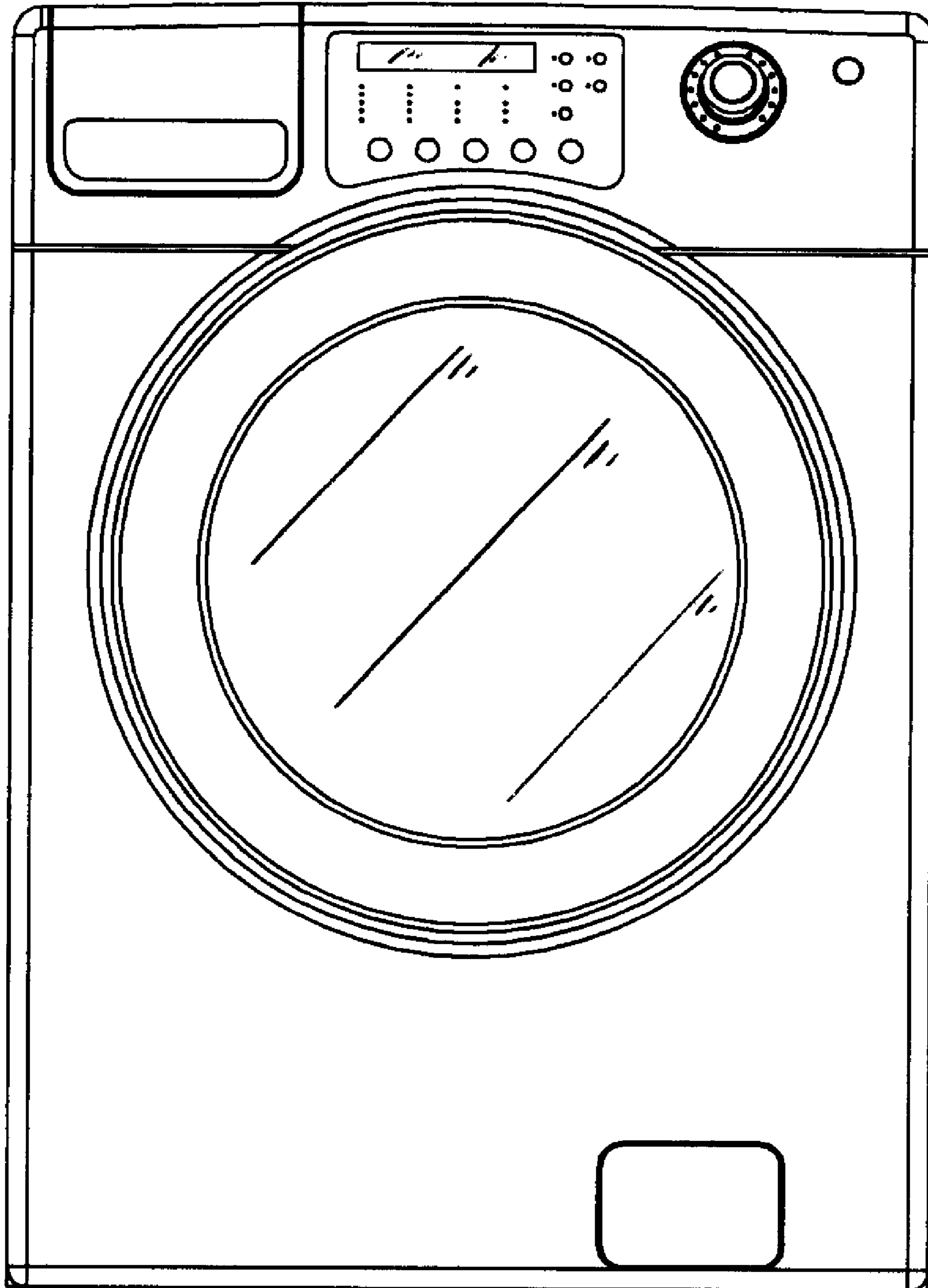


FIG. 3




FIG. 4

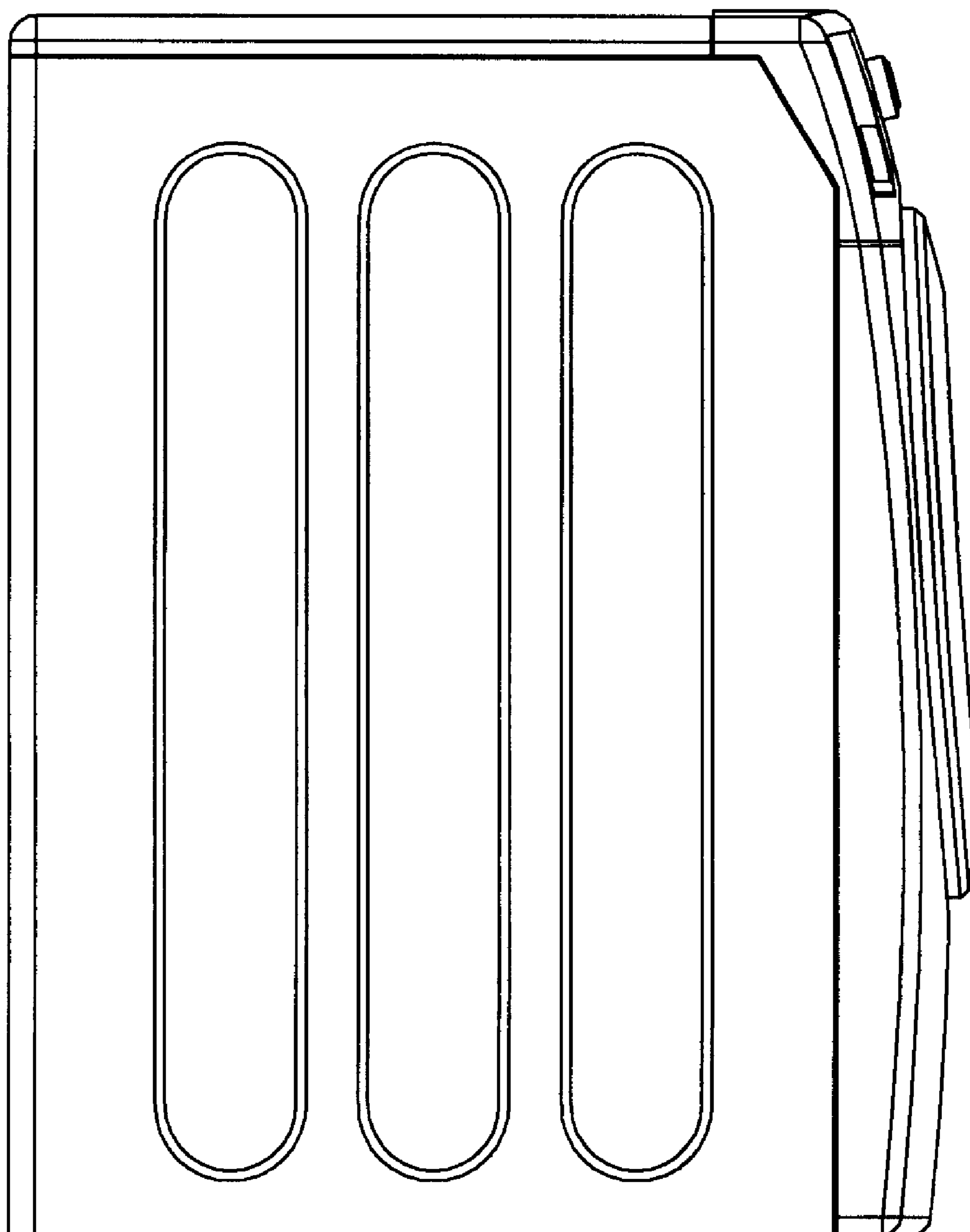


FIG. 5

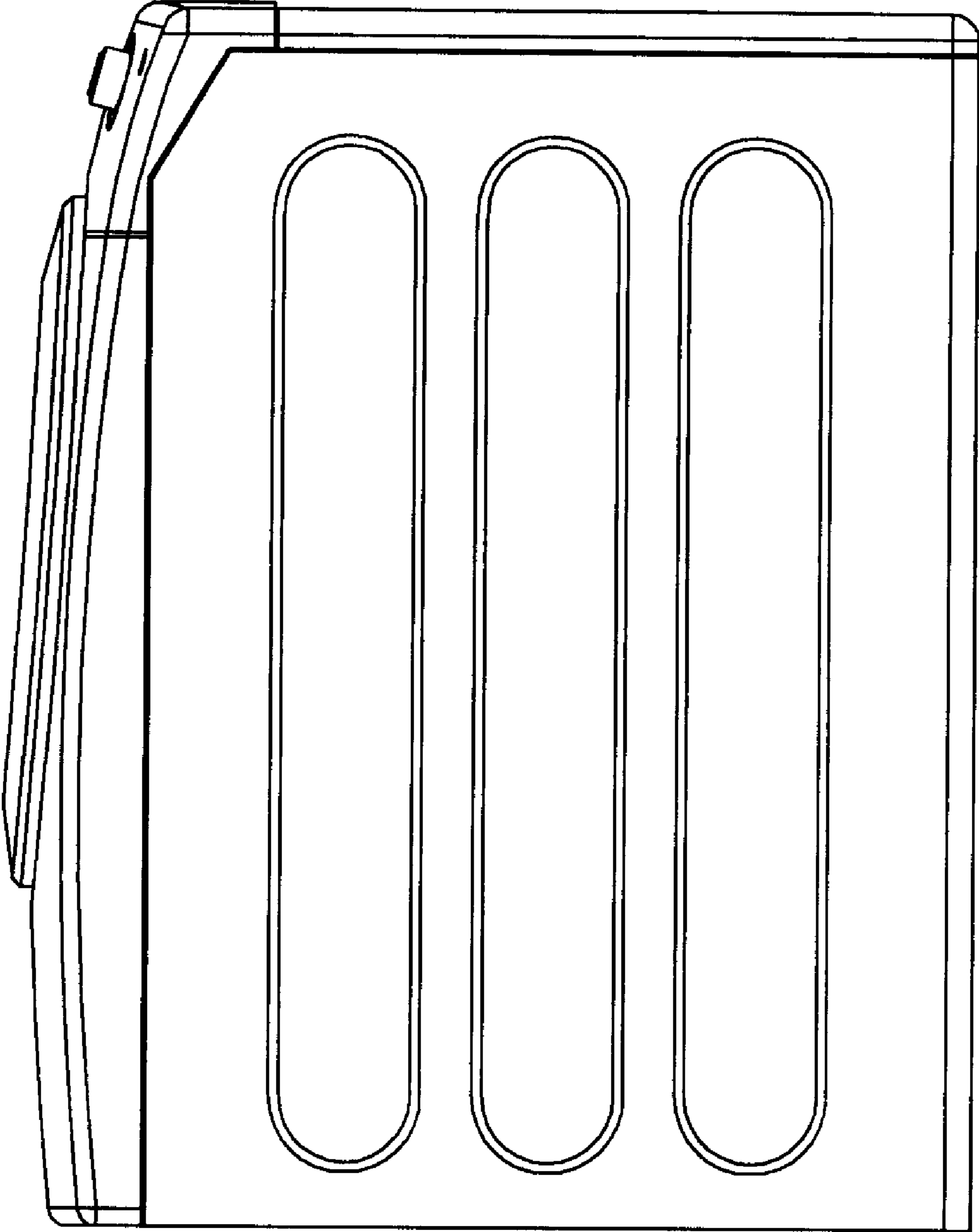


FIG. 6




FIG. 7

