



US00D537568S

(12) **United States Design Patent**
Pryor

(10) **Patent No.:** **US D537,568 S**

(45) **Date of Patent:** **** *Feb. 27, 2007**

(54) **CAP**

(75) Inventor: **James Pryor**, Sheffield (GB)

(73) Assignee: **Reckitt Benckiser (UK) Limited**,
Berkshire (GB)

(*) Notice: This patent is subject to a terminal disclaimer.

(**) Term: **14 Years**

(21) Appl. No.: **29/237,906**

(22) Filed: **Sep. 8, 2005**

(30) **Foreign Application Priority Data**

Jul. 25, 2005 (EM) 000377049

(51) **LOC (8) Cl.** **28-03**

(52) **U.S. Cl.** **D28/44.1; D28/54; D28/47**

(58) **Field of Classification Search** D28/44,
D28/44.1, 45-54; 30/32, 34.05, 34.1, 34.2,
30/43-43.92, 44, 45, 526, 527; 606/131,
606/133; D24/133, 147

See application file for complete search history.

(56) **References Cited**

U.S. PATENT DOCUMENTS

D318,539 S * 7/1991 Challard D28/44.1

D507,377 S * 7/2005 Kling D28/44.1
D509,927 S * 9/2005 Kling et al. D28/44.1
D510,460 S * 10/2005 Kling D28/44.1
D511,589 S * 11/2005 Kling et al. D28/44.1

* cited by examiner

Primary Examiner—Jennifer Rivard

(74) *Attorney, Agent, or Firm*—Conley Rose, P.C.

(57) **CLAIM**

The ornamental design for a cap, as shown.

DESCRIPTION

The file of this patent contains drawings executed in color. Copies of this patent with color drawings will be provided by the Office upon request and payment of the necessary fee.

FIG. 1 is a perspective view of the back, bottom, and left side of a cap showing the new design;

FIG. 2 is a front elevational view of the cap of FIG. 1;

FIG. 3 is a back elevation view of the cap of FIG. 1;

FIG. 4 is a left elevation view of the cap of FIG. 1;

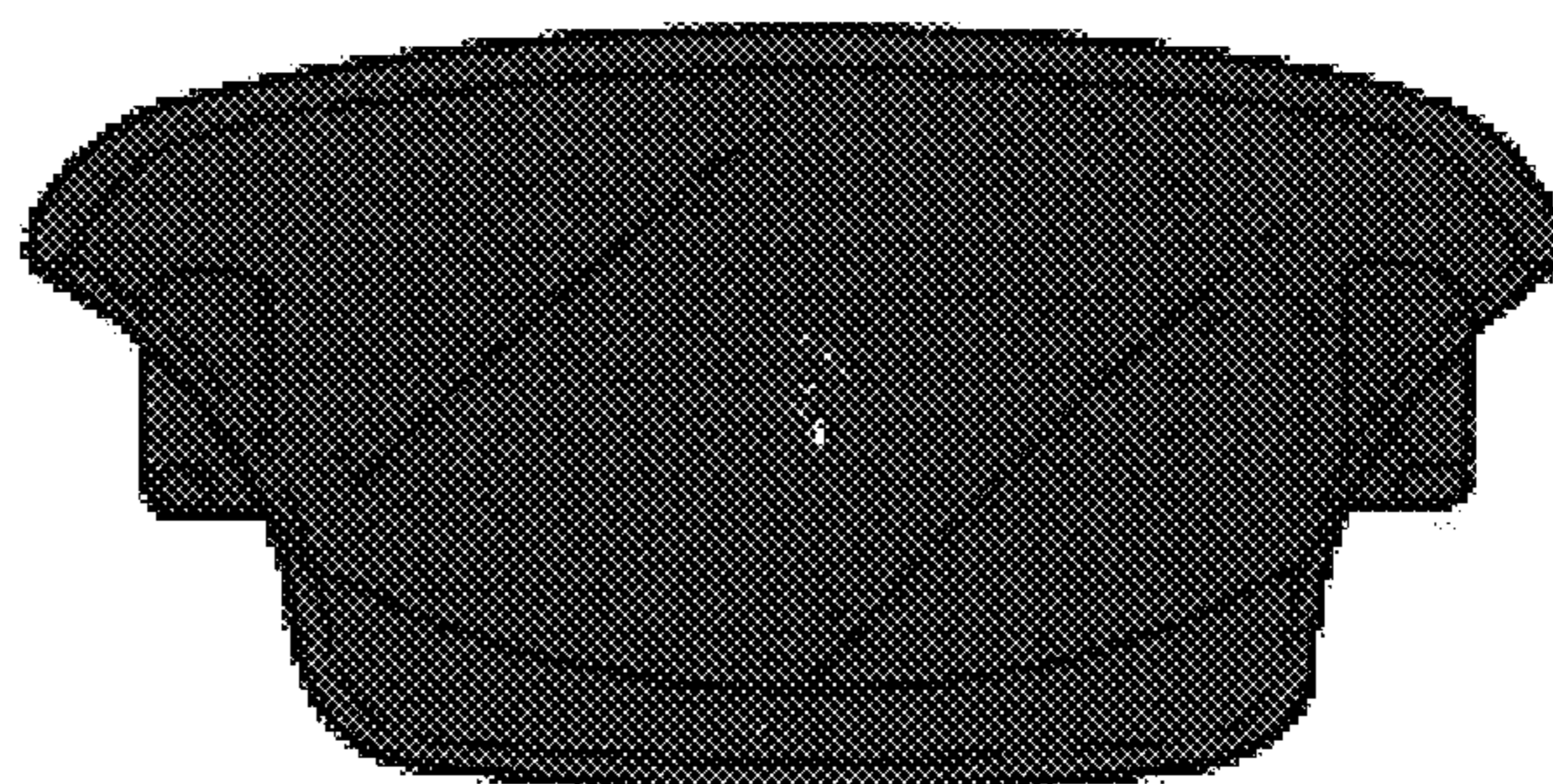

FIG. 5 is a right elevation view of the cap of FIG. 1;

FIG. 6 is a top plan view of the cap of FIG. 1; and,

FIG. 7 is a bottom plan view of the cap of FIG. 1.

1 Claim, 1 Drawing Sheet

(1 of 1 Drawing Sheet(s) Filed in Color)






Fig. 1.




Fig. 2.




Fig. 3.




Fig. 4.




Fig. 5.




Fig. 6.




Fig. 7.