



US00D537566S

(12) **United States Design Patent**
Kondo et al.

(10) **Patent No.: US D537,566 S**

(45) **Date of Patent: ** Feb. 27, 2007**

(54) **HANDLE FOR HAIRDRYER**

(75) Inventors: **Naomi Kondo**, Tottori (JP); **Takahisa Takiguchi**, Tottori (JP)

(73) Assignees: **Sanyo Electric Co., Ltd.**, Osaka (JP); **Tottori Sanyo Electric Co., Ltd.**, Tottori (JP)

(**) Term: **14 Years**

(21) Appl. No.: **29/238,654**

(22) Filed: **Sep. 20, 2005**

(30) **Foreign Application Priority Data**

Apr. 20, 2005 (JP) D2005-011728
Apr. 20, 2005 (JP) D2005-011731

(51) **LOC (8) Cl.** **28-03**

(52) **U.S. Cl.** **D28/13**

(58) **Field of Classification Search** D28/12-19;
34/96-101; 392/380, 381, 382, 383, 384,
392/385; 219/222

See application file for complete search history.

(56) **References Cited**

U.S. PATENT DOCUMENTS

D239,883 S * 5/1976 Long D28/13
D270,381 S * 8/1983 Muller et al. D28/13
D281,020 S * 10/1985 Rittenhouse D28/18

D281,727 S * 12/1985 Tsuji D28/35
D299,976 S * 2/1989 Elkerbout D28/13
D334,666 S * 4/1993 Bell et al. D4/116
D339,210 S * 9/1993 Classen D28/15
D372,336 S * 7/1996 Kip D28/18
D401,382 S * 11/1998 Seifert D28/13
D418,249 S * 12/1999 Elkerbout D28/10
D421,152 S * 2/2000 Kwok D28/18
D457,730 S * 5/2002 McCurrach D4/133

* cited by examiner

Primary Examiner—Janice Seeger

Assistant Examiner—Zenia I. Bennett

(74) *Attorney, Agent, or Firm*—Westerman, Hattori, Daniels & Adrian, LLP.

(57) **CLAIM**

The ornamental design for handle for a hairdryer, as shown and described.

DESCRIPTION

FIG. 1 is a front elevation view of a handle for a hairdryer showing my new design;

FIG. 2 is a rear elevation view thereof;

FIG. 3 is a top plan view thereof;


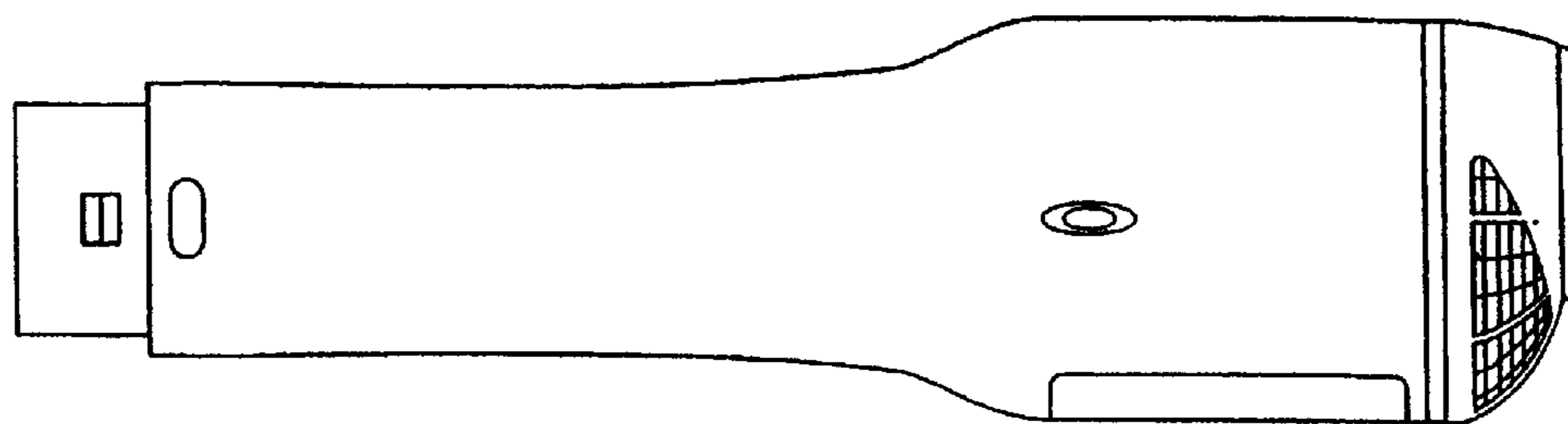
FIG. 4 is a bottom view thereof;

FIG. 5 is a left side elevation view thereof;

FIG. 6 is a right side elevation view thereof; and,

FIG. 7 is a reduced perspective view thereof.

1 Claim, 3 Drawing Sheets



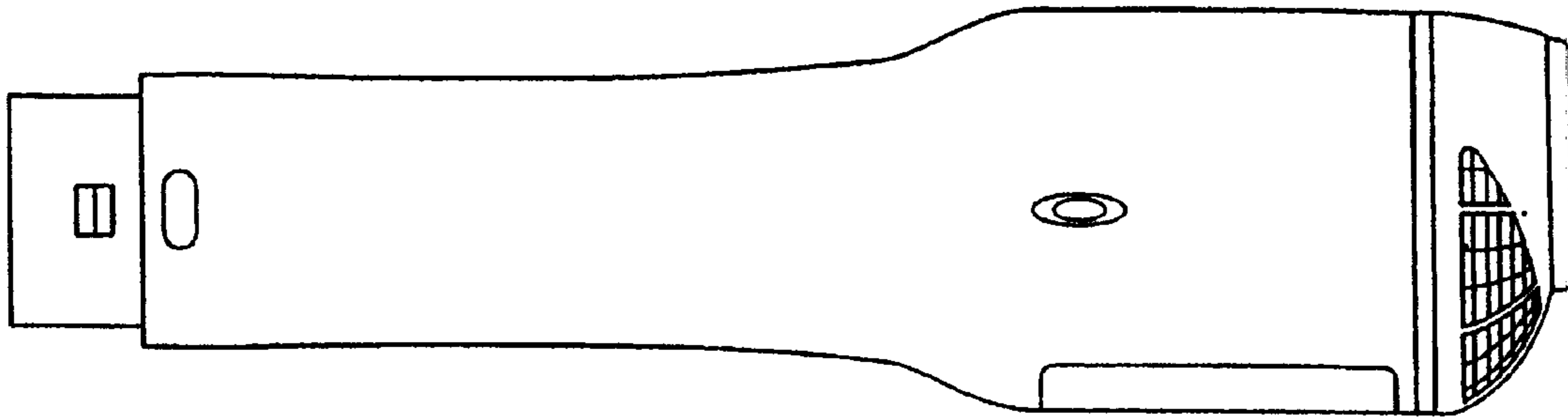


Fig.1

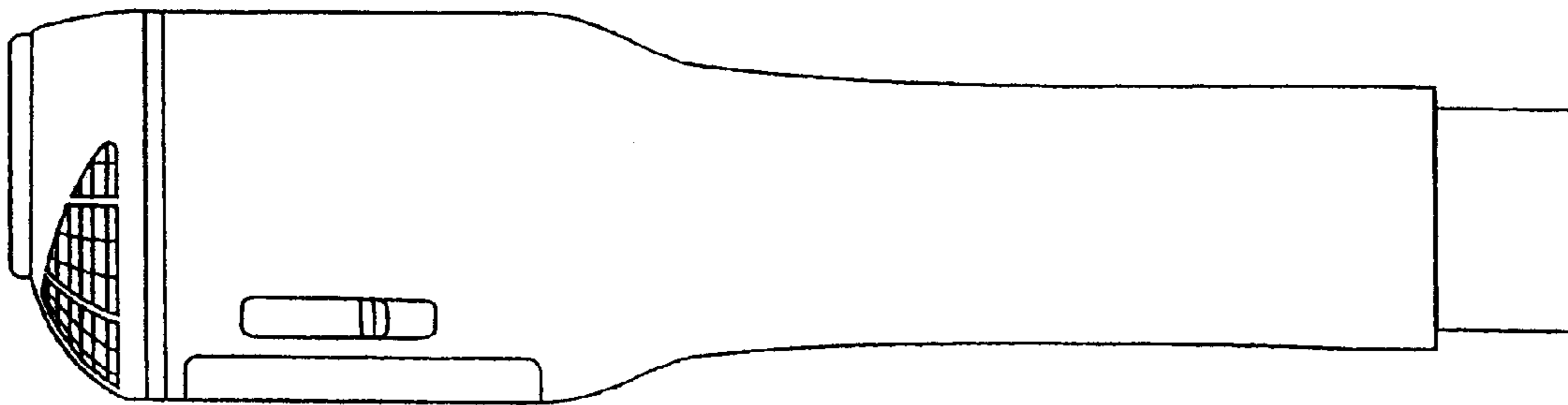


Fig.2

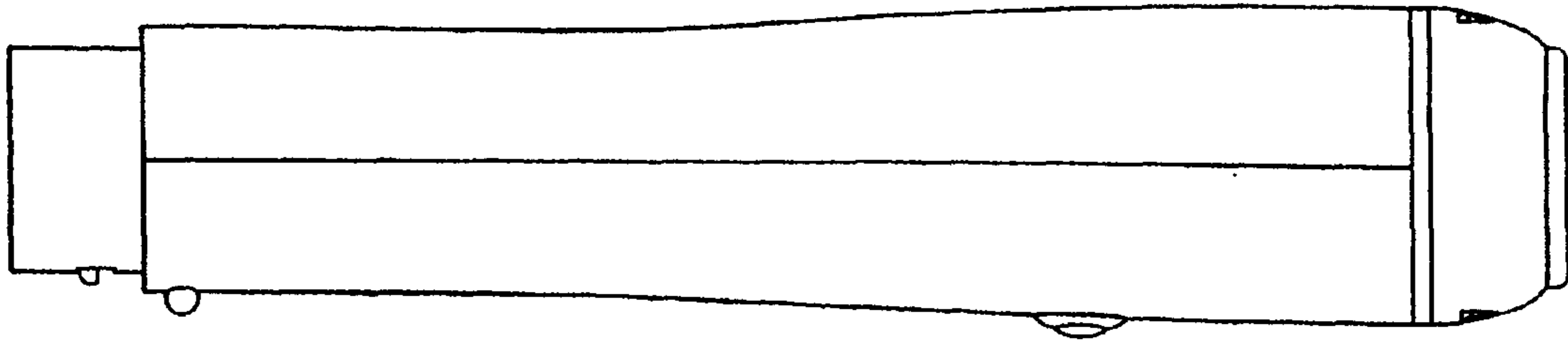


Fig.3

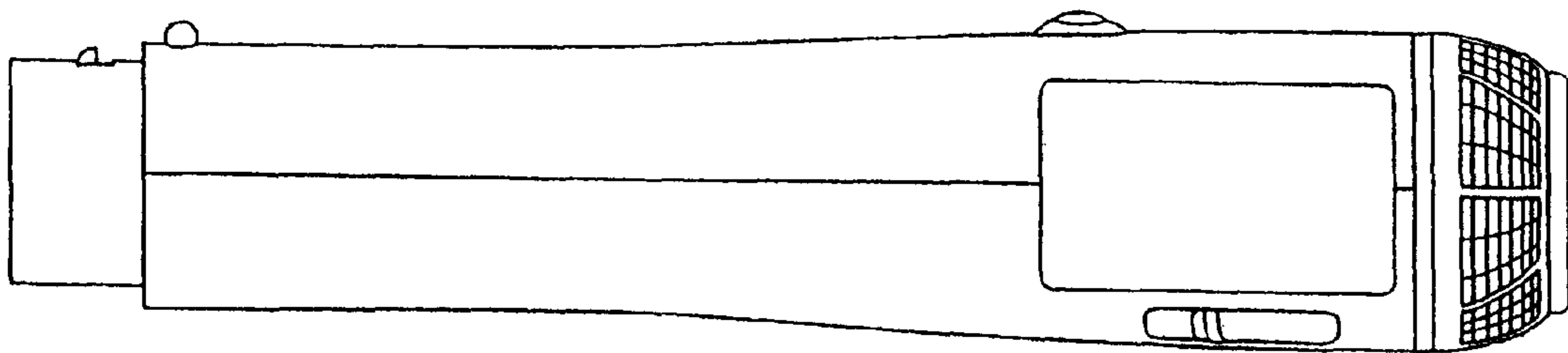


Fig.4

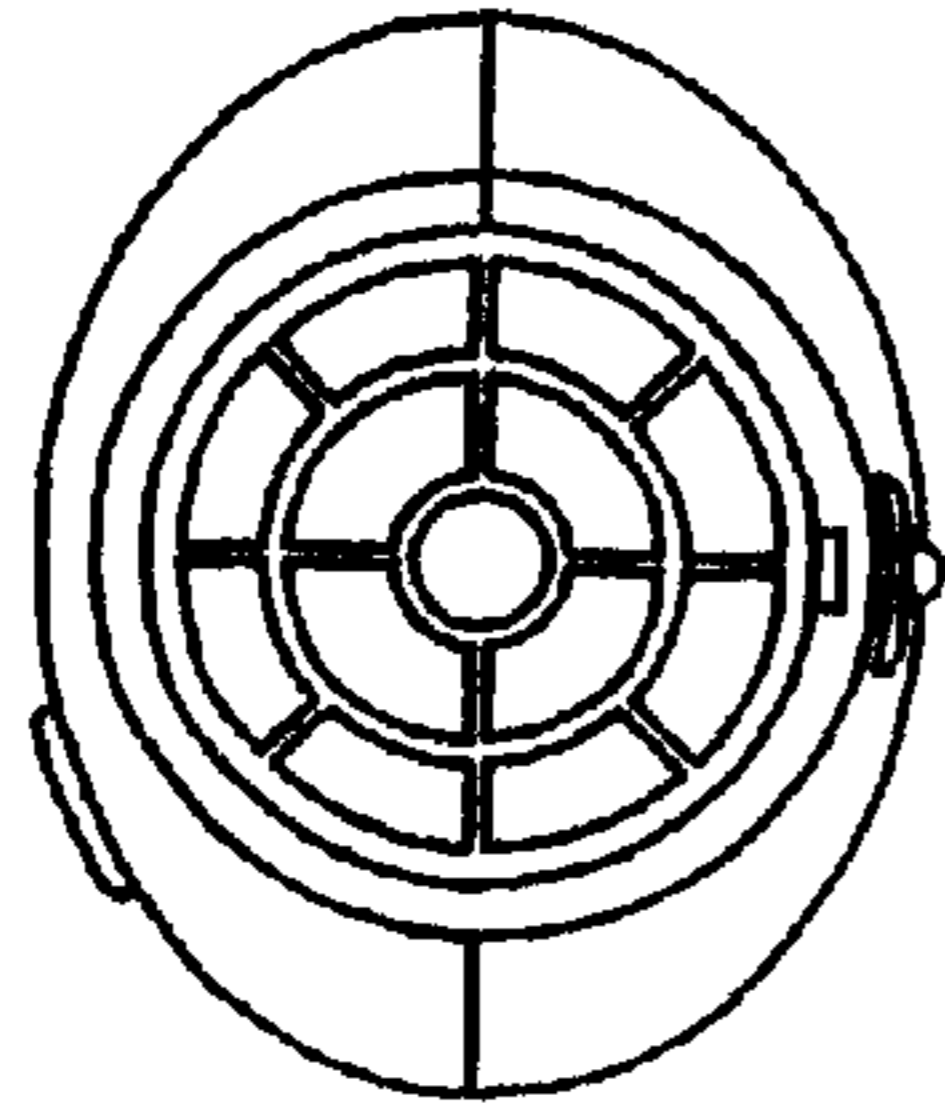


Fig.5

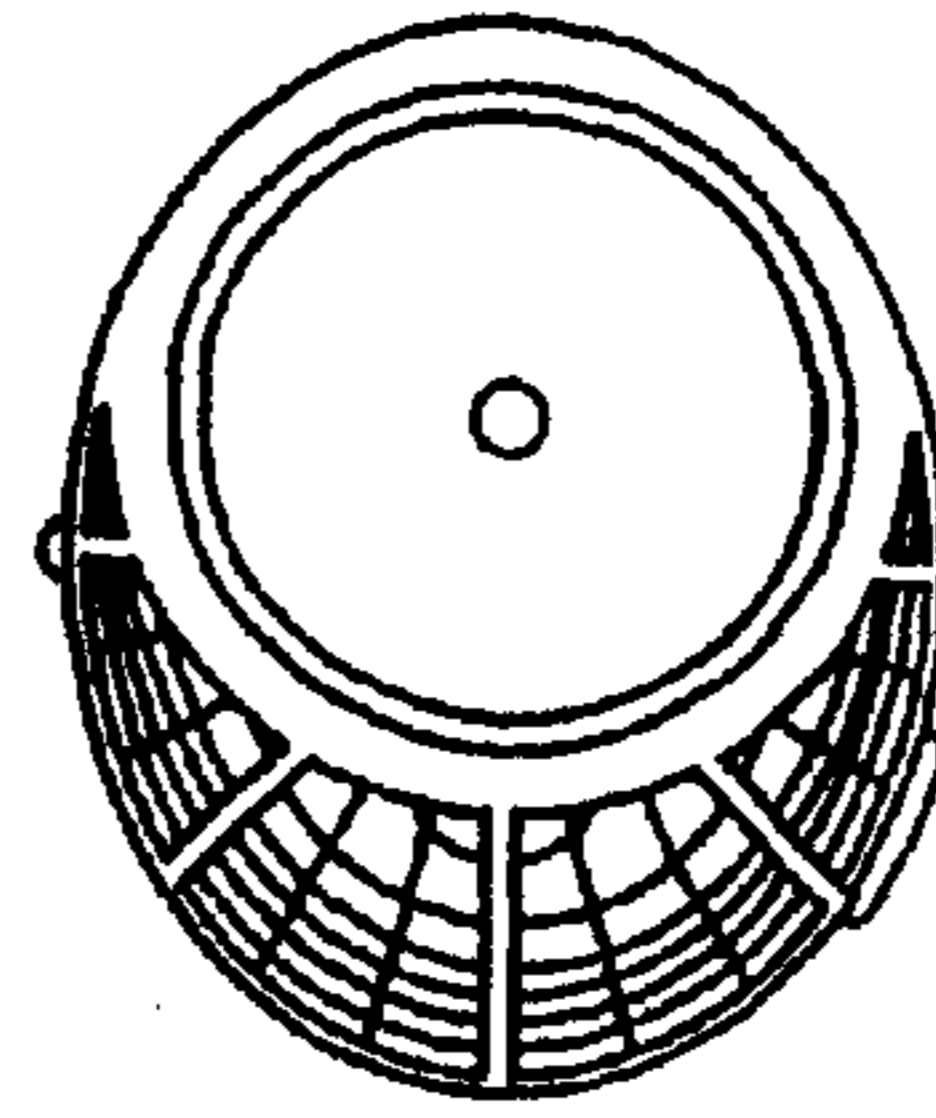


Fig.6




Fig.7