



US00D537544S

(12) **United States Design Patent**
Bledsoe et al.

(10) **Patent No.:** **US D537,544 S**
(45) **Date of Patent:** **** Feb. 27, 2007**

- (54) **WALL PANEL**
- (75) Inventors: **Steven W. Bledsoe**, San Clemente, CA (US); **Michael J. Dobija**, Laguna Beach, CA (US)
- (73) Assignee: **Marlite, Inc.**, Dover, OH (US)
- (**) Term: **14 Years**
- (21) Appl. No.: **29/257,478**
- (22) Filed: **Apr. 5, 2006**

- 5,417,020 A 5/1995 Dobija
- D373,836 S 9/1996 Bado et al.
- 5,694,727 A 12/1997 Dobija
- D405,547 S 2/1999 Dobija
- 6,202,377 B1 3/2001 Krieger
- 6,427,408 B1 8/2002 Krieger
- D485,373 S * 1/2004 Morton et al. D25/125
- D487,521 S * 3/2004 Link D25/138
- D498,308 S * 11/2004 Mock D25/138
- D501,931 S * 2/2005 Davina et al. D25/48
- D507,835 S * 7/2005 Lynch et al. D25/48

* cited by examiner

Primary Examiner—Doris Clark
(74) *Attorney, Agent, or Firm*—Pearne & Gordon LLP

Related U.S. Application Data

- (63) Continuation of application No. 29/211,992, filed on Aug. 25, 2004.
- (51) **LOC (8) Cl.** **25-01**
- (52) **U.S. Cl.** **D25/138**
- (58) **Field of Classification Search** D25/138;
53/235, 236.1, 236.6, 236.9, 238.1, 239,
53/243, 262, 266, 270, 271, 284
See application file for complete search history.

(57) **CLAIM**

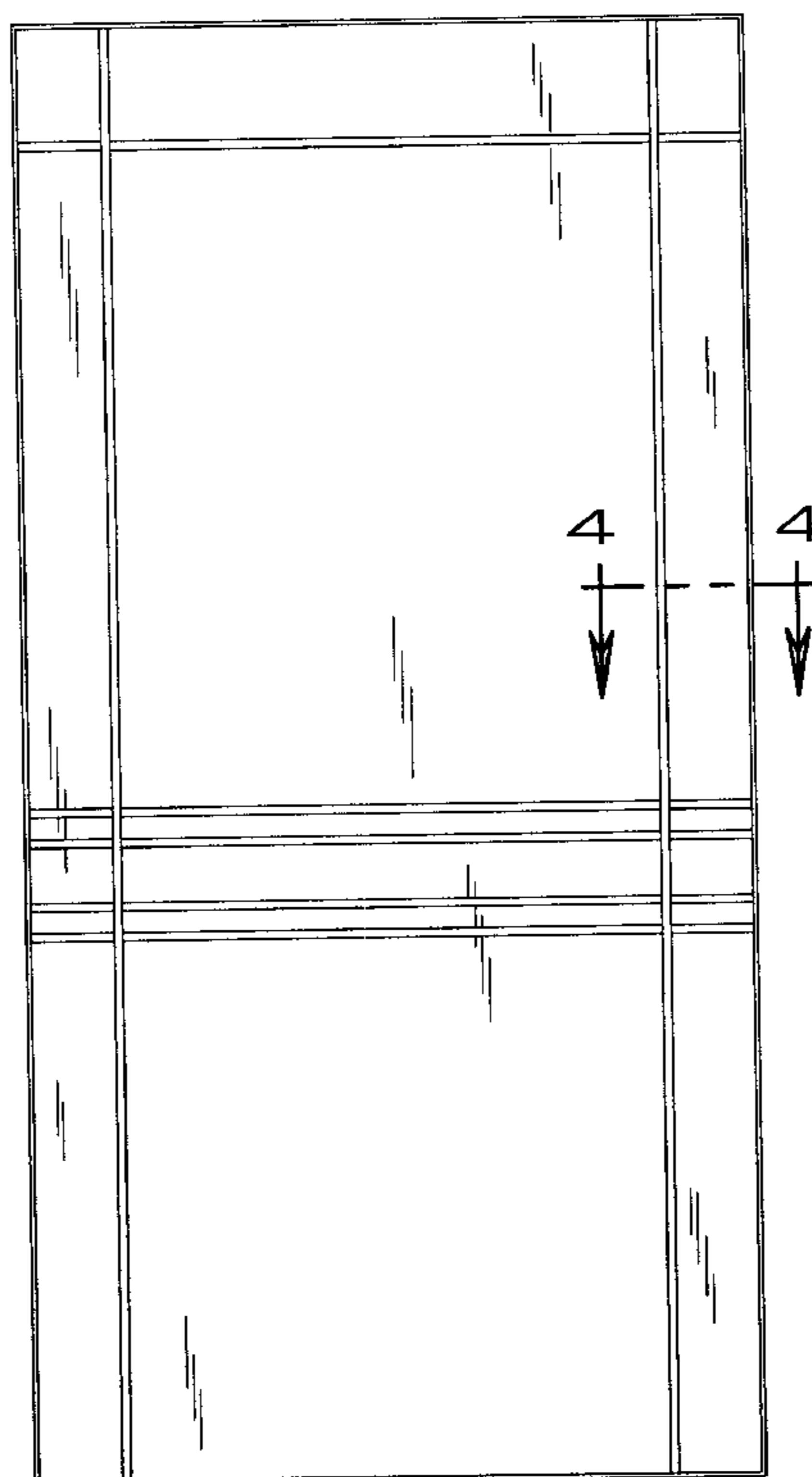
The ornamental design for a wall panel, as shown and described.

DESCRIPTION

FIG. 1 is a front elevational view of a wall panel, the broken lines showing reveal inserts are for illustrative purposes only and form no part of the claimed design.
 FIG. 2 is a top plan view thereof;
 FIG. 3 is a right side elevational view, the left side elevational view being a mirror image;
 FIG. 4 is an enlarged fragmented sectional view taken along line 4—4 of FIG. 1; and,
 FIG. 5 is a rear elevational view thereof.

- (56) **References Cited**
U.S. PATENT DOCUMENTS
- 3,838,546 A 10/1974 Tempes
- 4,783,941 A 11/1988 Loper et al.
- 4,854,095 A 8/1989 Michlovic
- D330,435 S 10/1992 Dukart et al.

1 Claim, 1 Drawing Sheet



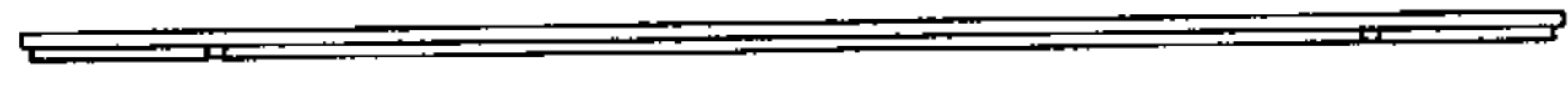


FIG. 2

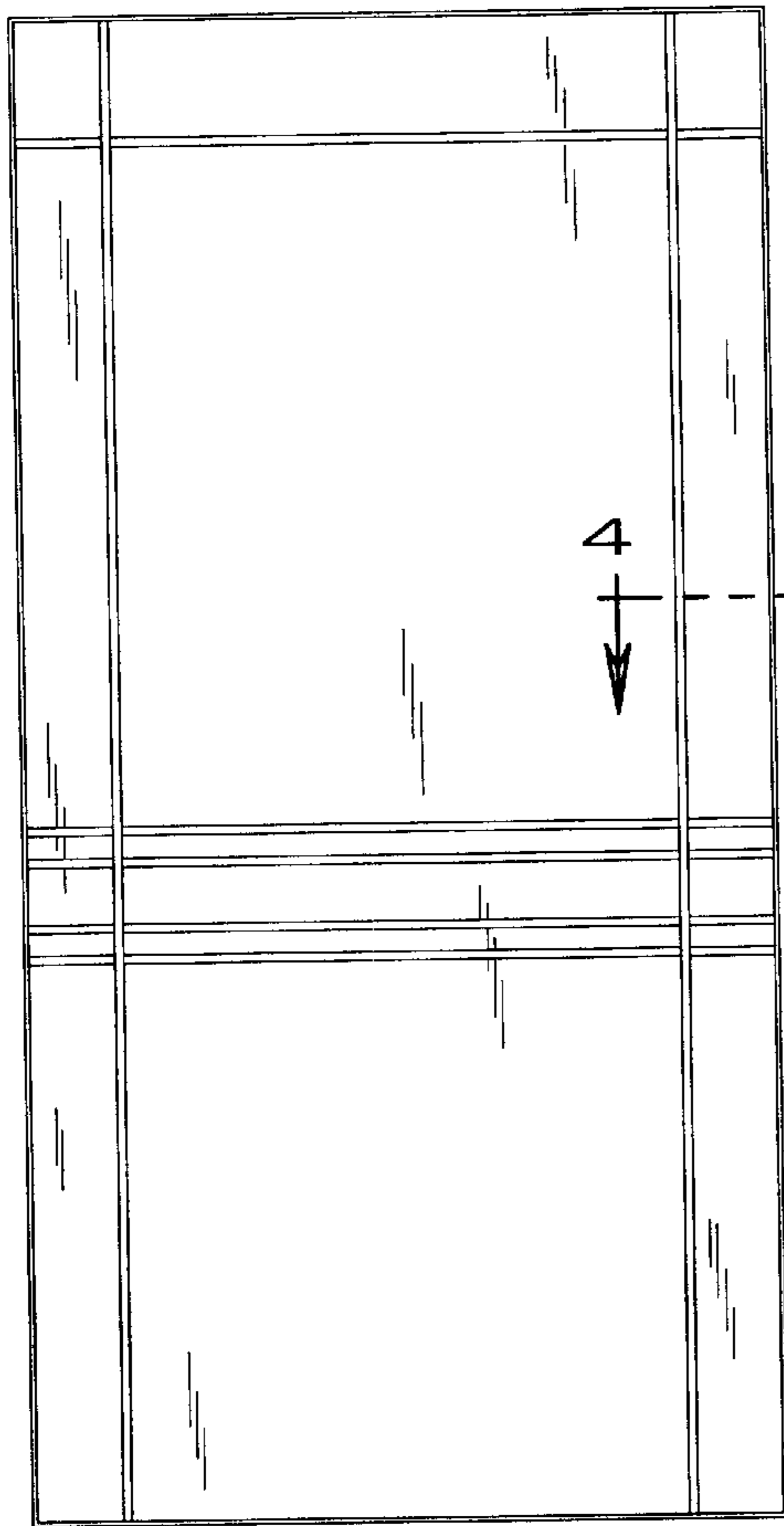


FIG. 1



FIG. 3




FIG. 5



FIG. 4