



US00D537538S

(12) **United States Design Patent**
Wickland

(10) **Patent No.:** **US D537,538 S**

(45) **Date of Patent:** **** Feb. 27, 2007**

(54) **WINDOW COMPONENT EXTRUSION**

(75) Inventor: **Timothy T. Wickland**, Rockford, IL
(US)

(73) Assignee: **Mikron Industries, Inc.**, Kent, WA
(US)

(**) Term: **14 Years**

(21) Appl. No.: **29/227,562**

(22) Filed: **Apr. 12, 2005**

(51) **LOC (8) Cl.** **25-01**

(52) **U.S. Cl.** **D25/124**

(58) **Field of Classification Search** D25/119,
D25/124, 125; 52/204.1, 204.2, 204.5, 204.51,
52/656.5, 656.6, 213, 215, 204.71, 204.55,
52/204.593, 204.595, 730.3, 208; 49/DIG. 2,
49/504

See application file for complete search history.

(56) **References Cited**

U.S. PATENT DOCUMENTS

5,572,839 A * 11/1996 Kinsey 52/204.51
D384,755 S * 10/1997 Jarrell D25/124

6,047,514 A * 4/2000 Verch 52/656.5
D432,681 S * 10/2000 Habeck et al. D25/124
D469,888 S * 2/2003 Goss D25/124
D493,543 S * 7/2004 Lockbeam D25/124
D496,742 S * 9/2004 Franson D25/124

OTHER PUBLICATIONS

Mikron Part No. 8188, first sold Jan. 22, 2001.

Mikron Part No. 7561, first sold Apr. 9, 1998.

* cited by examiner

Primary Examiner—Doris Clark

(74) *Attorney, Agent, or Firm*—Black Lowe & Graham
PLLC

(57) **CLAIM**

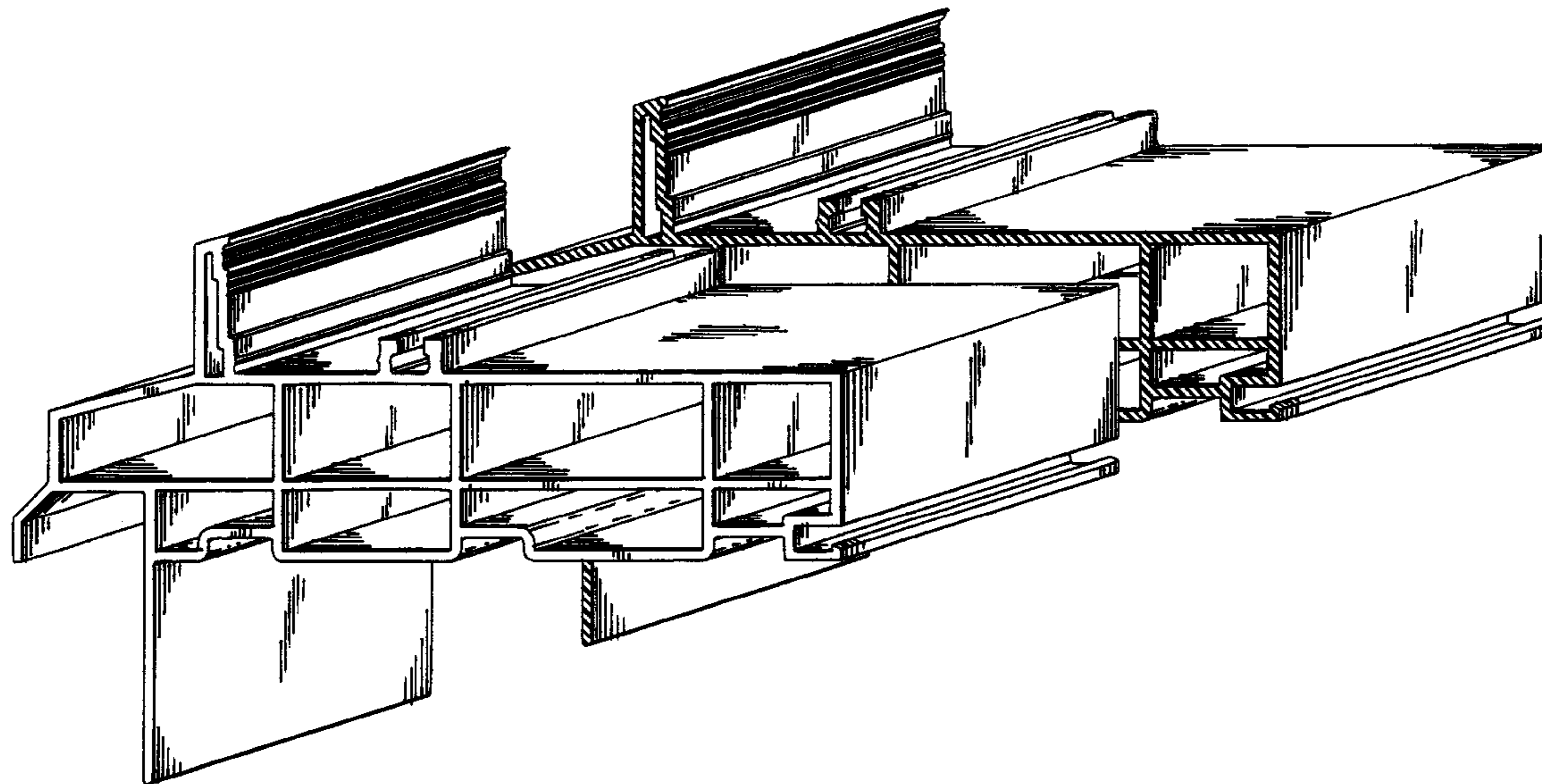
The ornamental design for a window component extrusion,
as shown and described.

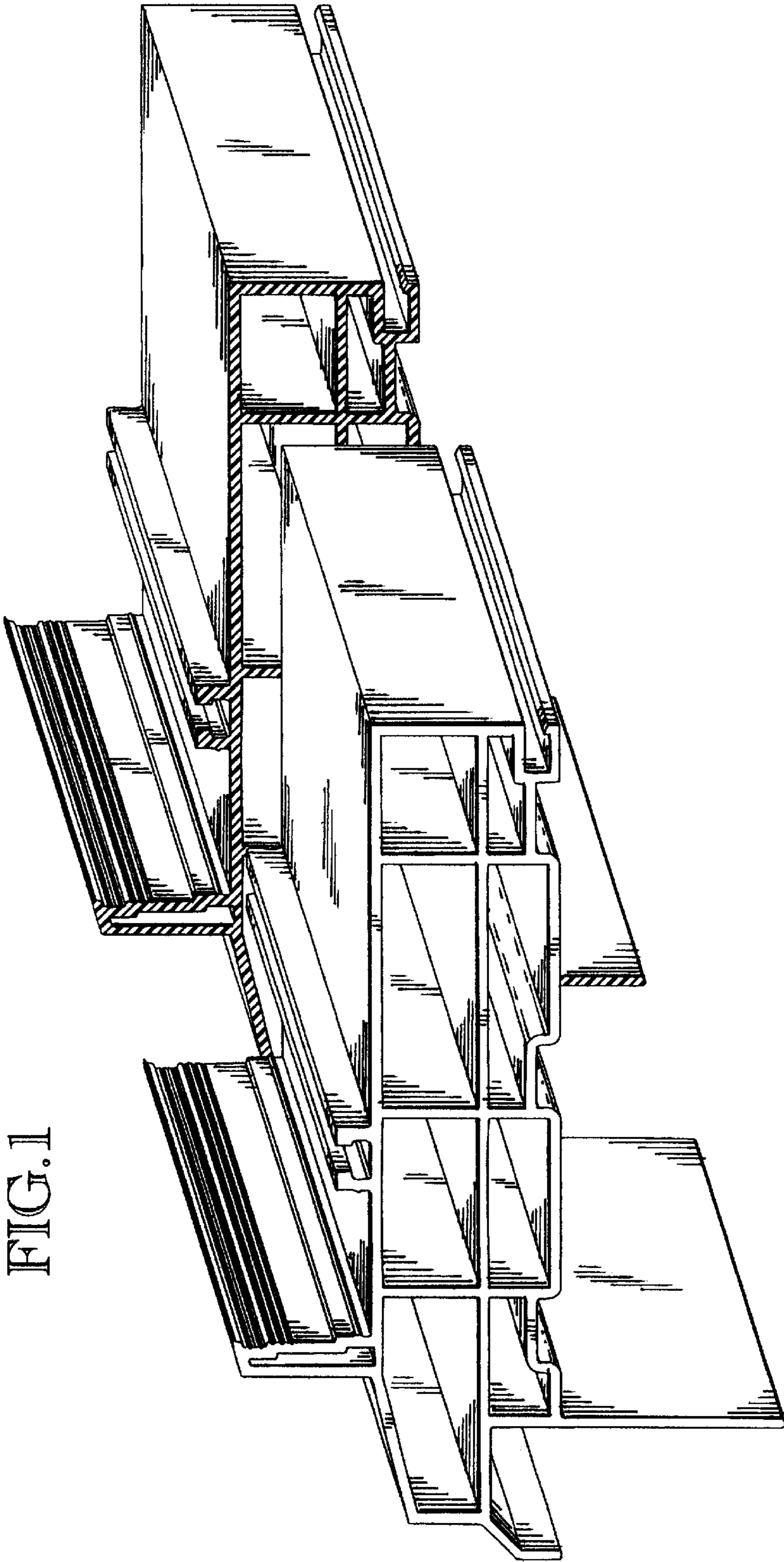
DESCRIPTION

FIG. 1 is a top right perspective view of the window
component extrusion which is broken in the center indicat-
ing indefinite length; and,

FIG. 2 is a bottom left perspective view of the window
component extrusion shown in FIG. 1.

1 Claim, 2 Drawing Sheets





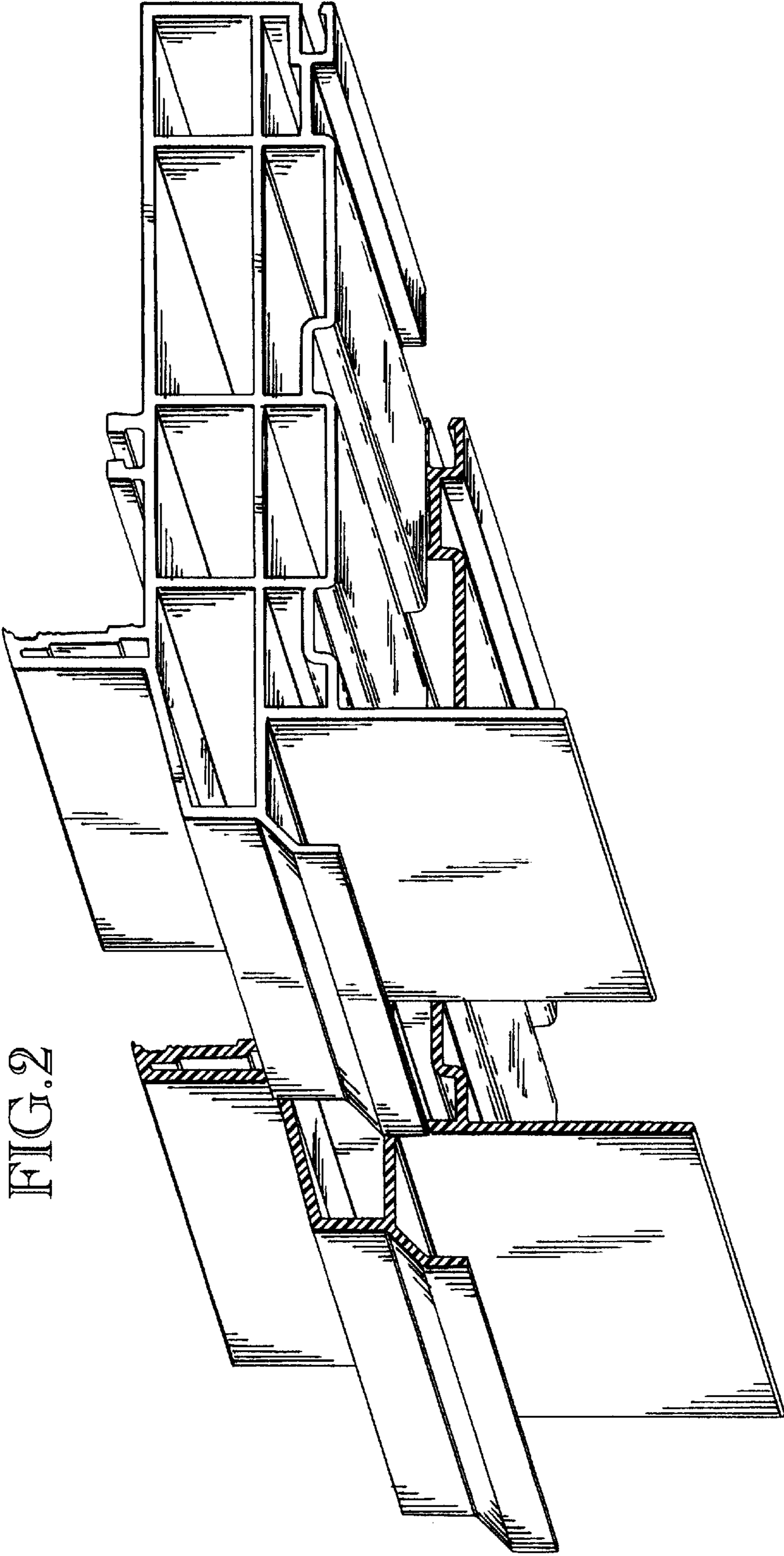


FIG. 2