



US00D537501S

(12) **United States Design Patent**
Riccobene

(10) **Patent No.:** **US D537,501 S**

(45) **Date of Patent:** **** Feb. 27, 2007**

(54) **LANDSCAPE STONE**

(75) Inventor: **Thomas S. Riccobene**, Albuquerque,
NM (US)

(73) Assignee: **Riccobene Designs LLC**, Albuquerque,
NM (US)

(**) Term: **14 Years**

(21) Appl. No.: **29/263,329**

(22) Filed: **Jul. 20, 2006**

Related U.S. Application Data

(62) Division of application No. 29/206,883, filed on Jun. 4,
2004.

(51) **LOC (8) Cl.** **23-02**

(52) **U.S. Cl.** **D23/113**

(58) **Field of Classification Search** D25/112-118,
D25/164, 2; D21/483-486, 499-500; 404/17,
404/19-20, 27-31, 34-42; 52/102, 596, 574,
52/612, 603-609

See application file for complete search history.

(56) **References Cited**

U.S. PATENT DOCUMENTS

3,171,335	A	*	3/1965	Pincon et al.	404/17
3,386,001	A	*	5/1968	Slosberg et al.	361/220
4,217,740	A	*	8/1980	Assanti	52/311.2
5,486,066	A	*	1/1996	Hagenah	404/45
5,524,396	A	*	6/1996	Lalvani	52/81.1
5,588,775	A	*	12/1996	Hagenah	404/45

5,597,591	A	*	1/1997	Hagenah	52/603
D404,147	S	*	1/1999	Woolford	D25/113
5,945,181	A	*	8/1999	Fisher	52/311.2
D429,343	S	*	8/2000	Milot	D25/113
D439,677	S	*	3/2001	Mattox	D25/113
6,263,633	B1	*	7/2001	Hagenah	52/596
D480,819	S	*	10/2003	Barbier	D25/113
D488,566	S	*	4/2004	Fleishman	D25/112
6,881,463	B2	*	4/2005	Riccobene	52/311.2

* cited by examiner

Primary Examiner—Robert A. Delehanty

(74) *Attorney, Agent, or Firm*—Greer, Burns & Crain, Ltd

(57) **CLAIM**

The ornamental design for a landscape stone, as shown and described.

DESCRIPTION

FIG. 1 is a perspective view of a landscape stone showing my new design.

FIG. 2 is a top plan view thereof.

FIG. 3 is a front elevational view thereof.

FIG. 4 is a left side elevational view thereof.

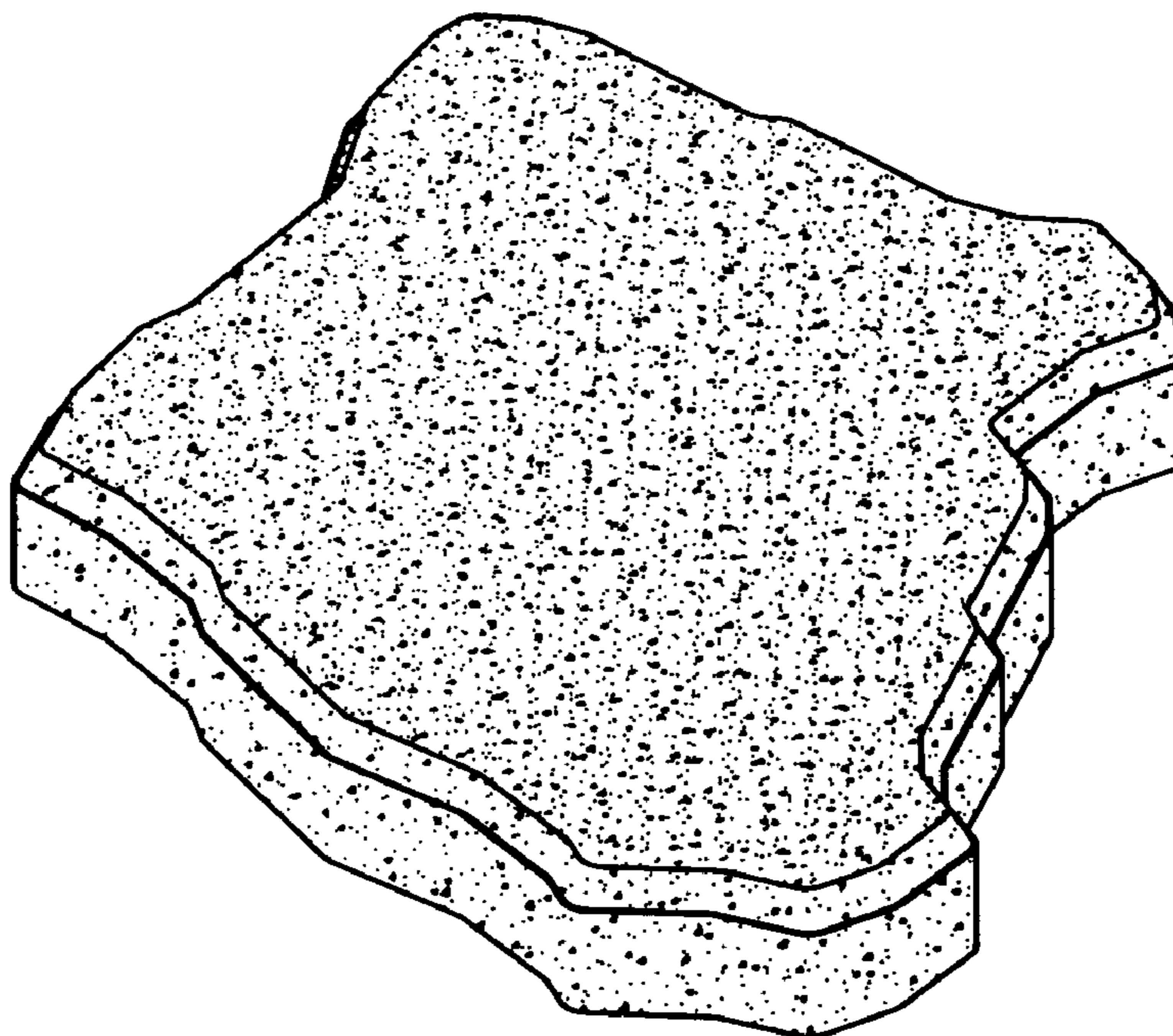
FIG. 5 is a right side elevational view thereof.

FIG. 6 is a back elevational view thereof.

FIG. 7 is bottom plan view thereof; and,

FIG. 8 is a plan view of an example condition of use showing the landscape stone illustrated in FIGS. 1-7 in combination with other landscape stones. The features shown in FIG. 8 in dashed lines form no part of the claimed design.

1 Claim, 5 Drawing Sheets



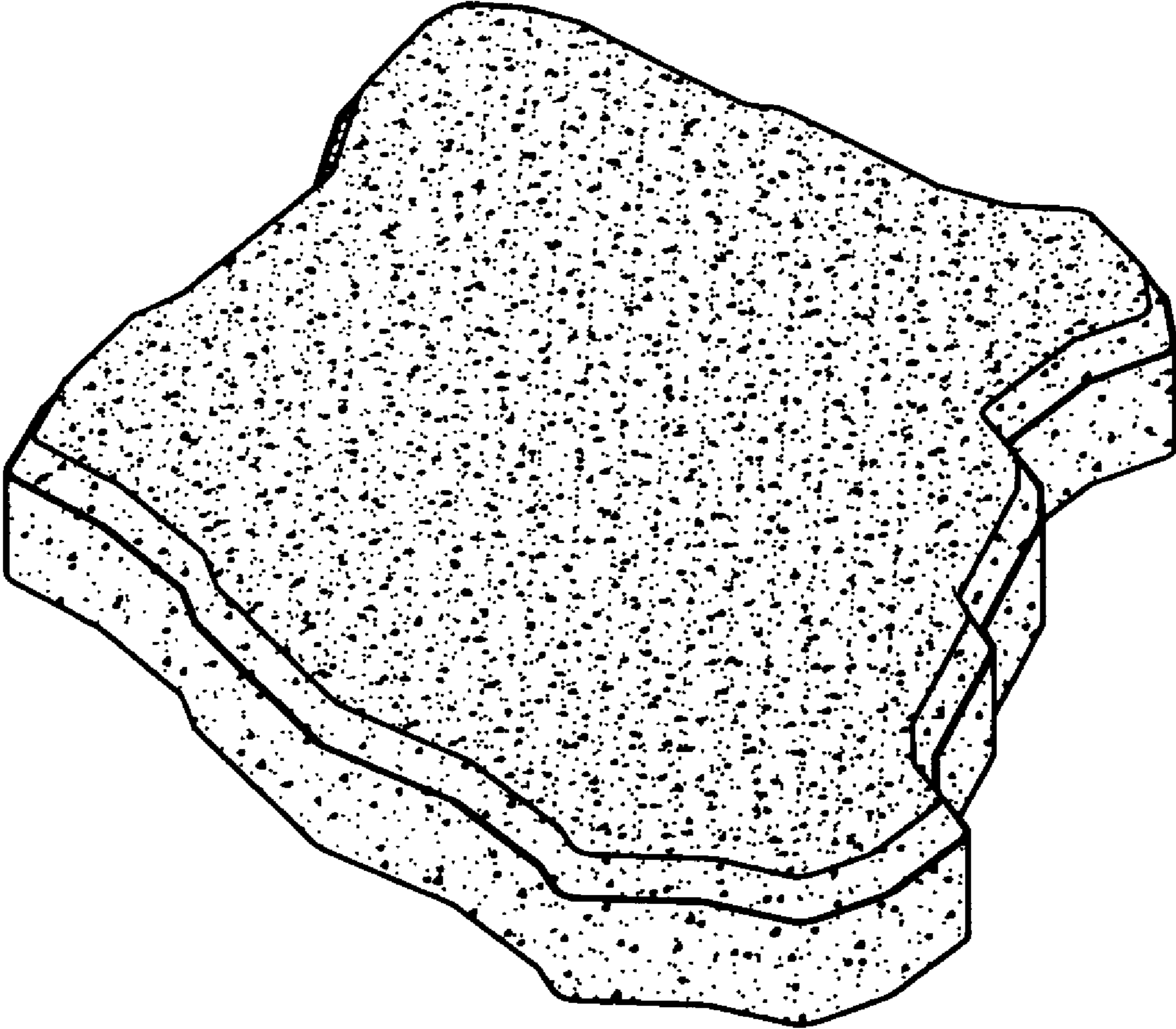


FIG. 1

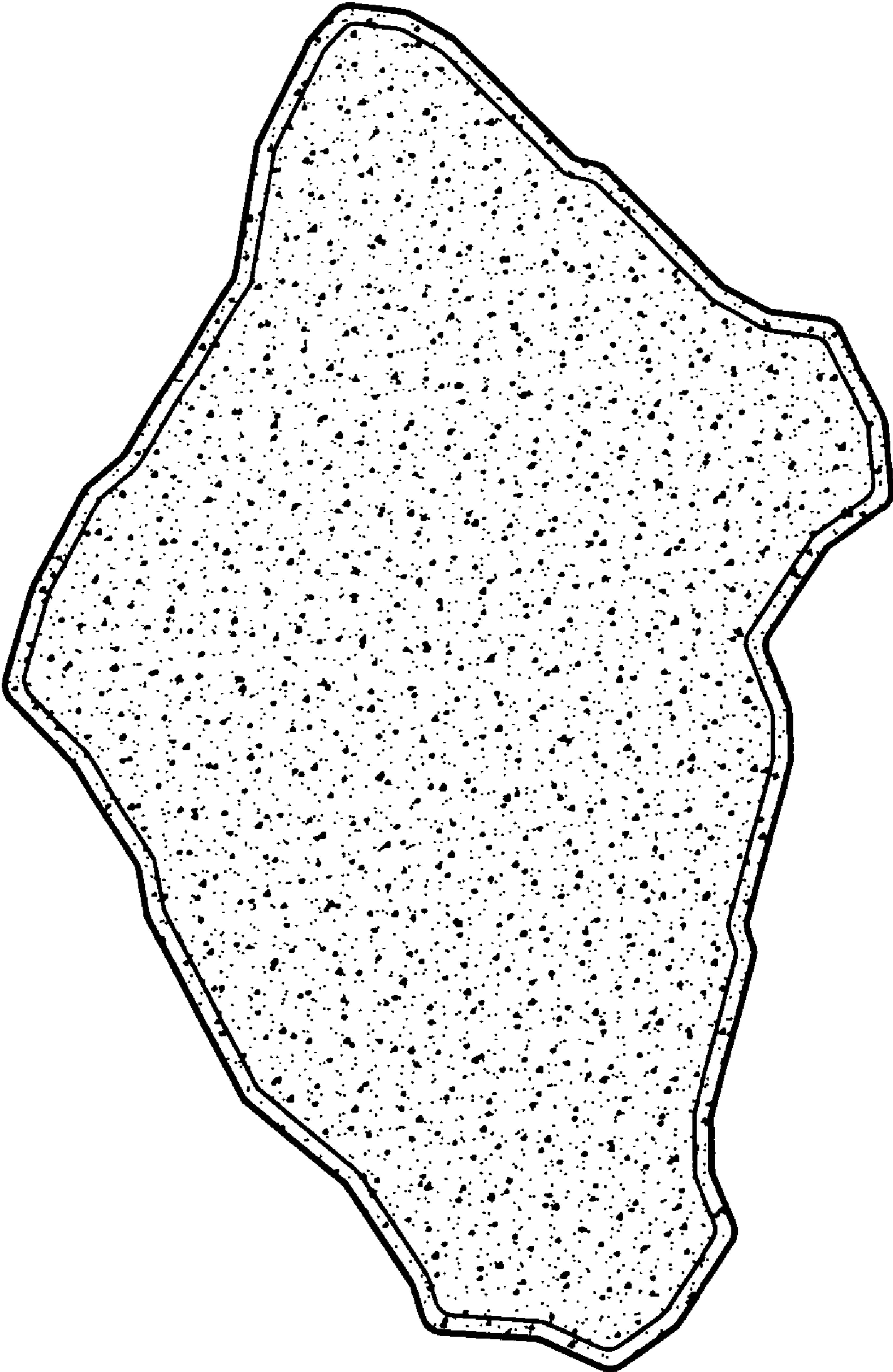


FIG. 2




FIG. 3




FIG. 4




FIG. 5




FIG. 6

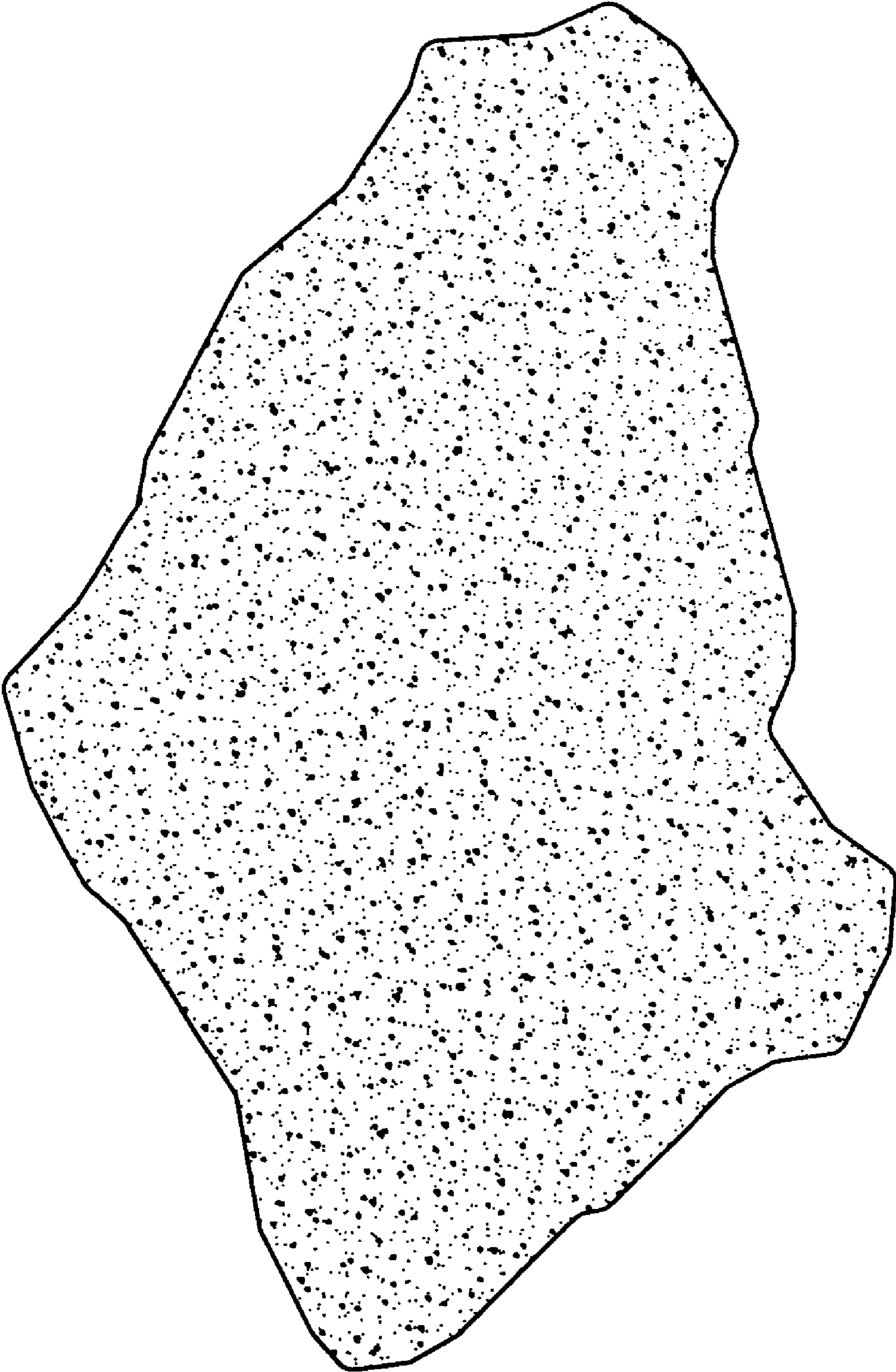


FIG. 7

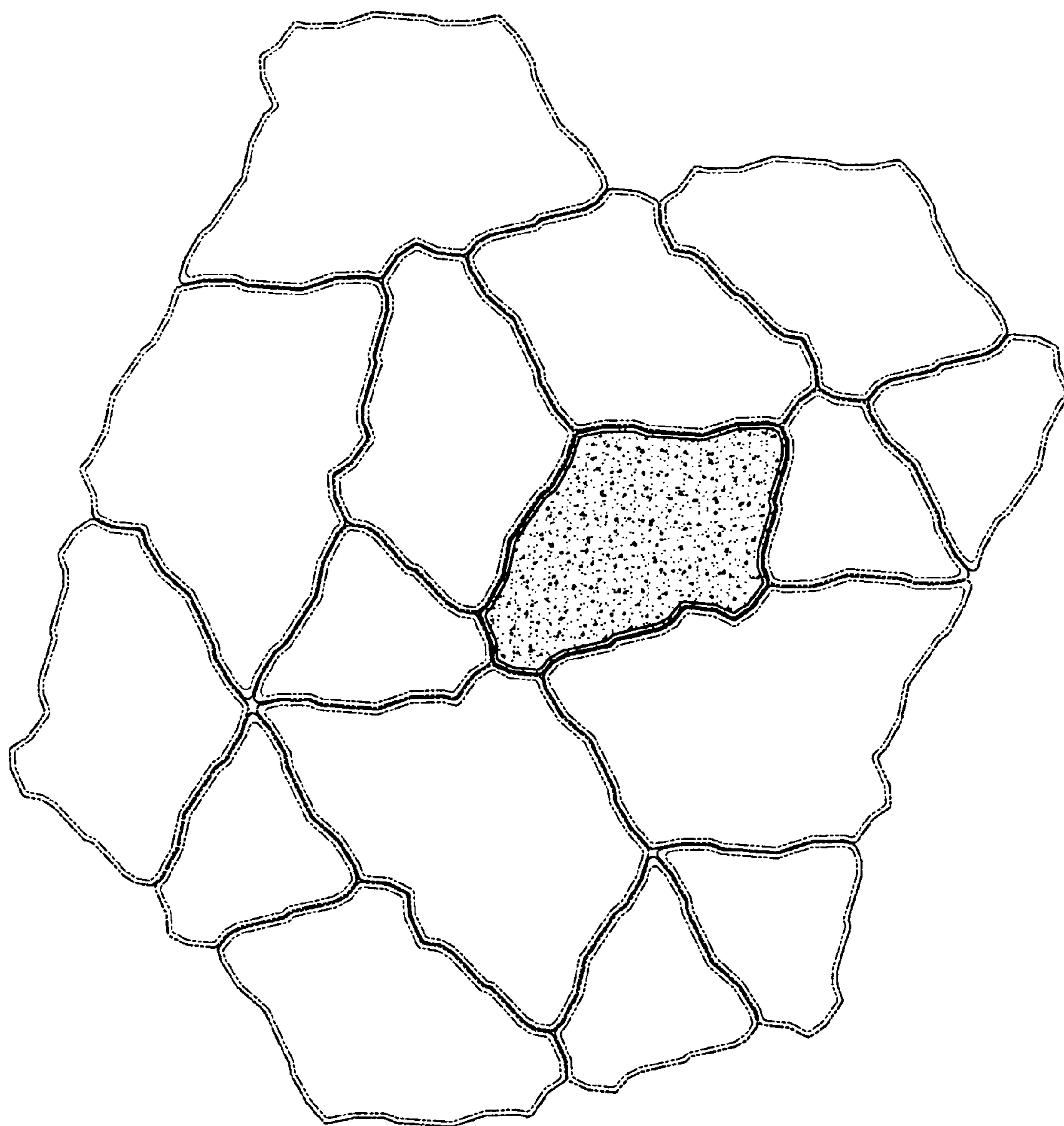


FIG. 8