



US00D537492S

(12) **United States Design Patent**
Paolucci et al.

(10) **Patent No.:** **US D537,492 S**

(45) **Date of Patent:** **** Feb. 27, 2007**

(54) **BALL**

(75) Inventors: **Patrick Joseph Paolucci**, 28425 Cove Ridge Dr., Rancho Palos Verdes, CA (US) 90276; **Michael Paul Paolucci**, Washington, CT (US)

(73) Assignee: **Patrick Joseph Paolucci**, Redondo Beach, CA (US)

(**) Term: **14 Years**

(21) Appl. No.: **29/229,124**

(22) Filed: **May 3, 2005**

(51) **LOC (8) Cl.** **21-02**

(52) **U.S. Cl.** **D21/707; D21/714; D9/560; D9/571**

(58) **Field of Classification Search** D21/707-714, D21/372, 373, 385-389; D9/560, 571, 559; D22/115; 473/569-614; 273/146, 147
See application file for complete search history.

(56) **References Cited**

U.S. PATENT DOCUMENTS

672,478	A	*	4/1901	Gedney	473/592
1,387,946	A	*	8/1921	Rutherford, Jr. et al.	...	473/592
1,526,803	A	*	2/1925	Miller	273/146
1,529,263	A	*	3/1925	McGinnis	273/147
2,436,684	A	*	2/1948	Annis	446/187
D162,022	S	*	2/1951	Gilman	D21/412

2,629,600	A	*	2/1953	Edmonds	473/585
3,176,990	A	*	4/1965	Aliff	473/592
4,223,474	A	*	9/1980	Strauss	446/221
4,932,672	A	*	6/1990	Tippmann	473/611
D360,231	S	*	7/1995	Alsip	D21/386
D389,734	S	*	1/1998	Schultz et al.	D9/668

* cited by examiner

Primary Examiner—Catherine Tuttle

(74) *Attorney, Agent, or Firm*—The Patel Law Firm, P.C.; Natu J. Patel

(57) **CLAIM**

The ornamental design for the ball, as shown and described.

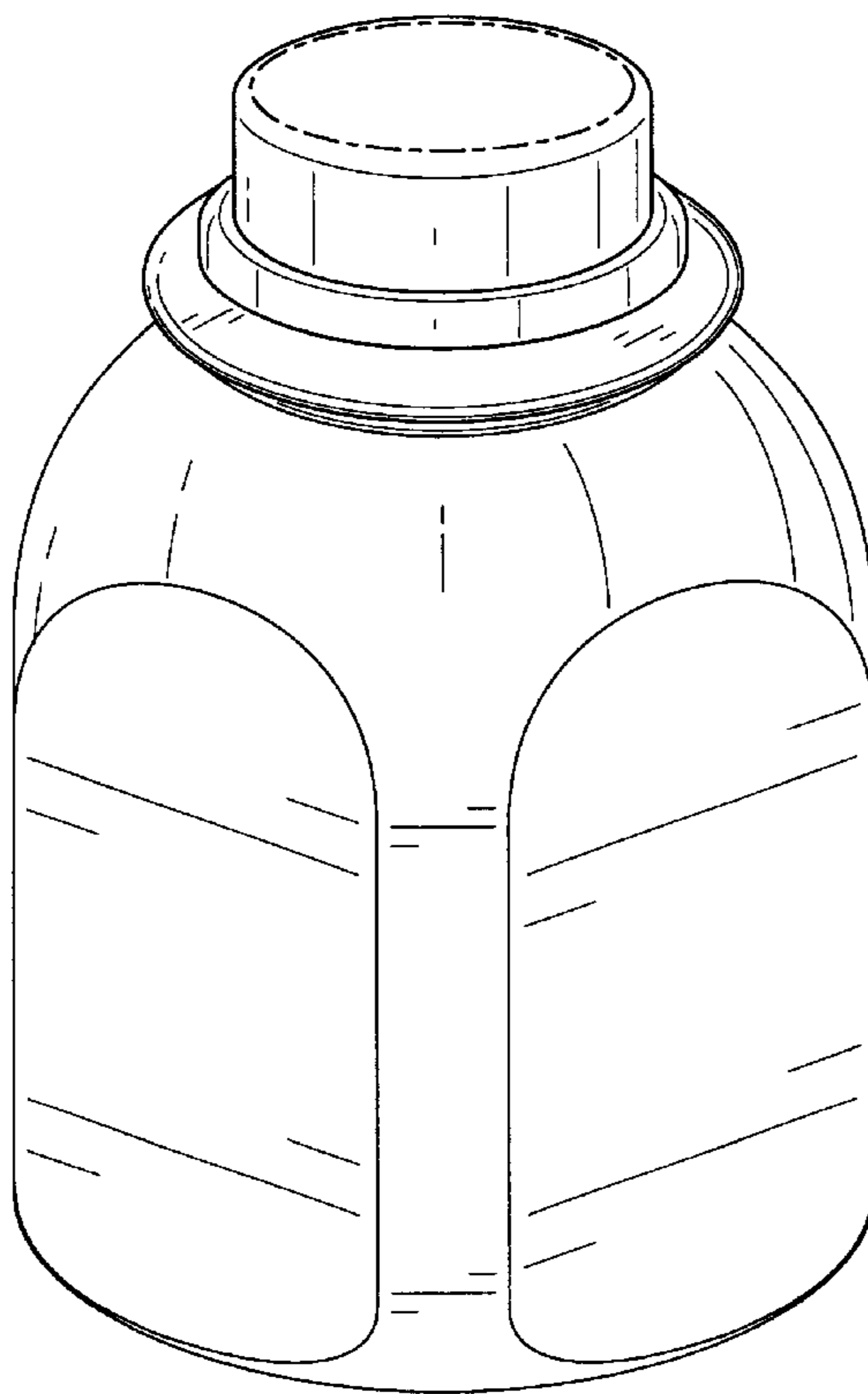
DESCRIPTION

The present application is filed contemporaneously with the nonprovisional utility patent application, 11/121,214, entitled Method and Apparatus for Playing a Ball Game.

FIG. 1 is a perspective view of the design;
FIG. 2 is a front elevational view of the design;
FIG. 3 is a right side elevational view of the design;
FIG. 4 is a left side elevational view of the design;
FIG. 5 is a rear elevational view of the design;
FIG. 6 is a top plan view of the design; and,
FIG. 7 is a bottom plan view of the design.

The top and bottom end portions shown in broken lines are for illustrative purposes only and form no part of the claimed design.

1 Claim, 7 Drawing Sheets



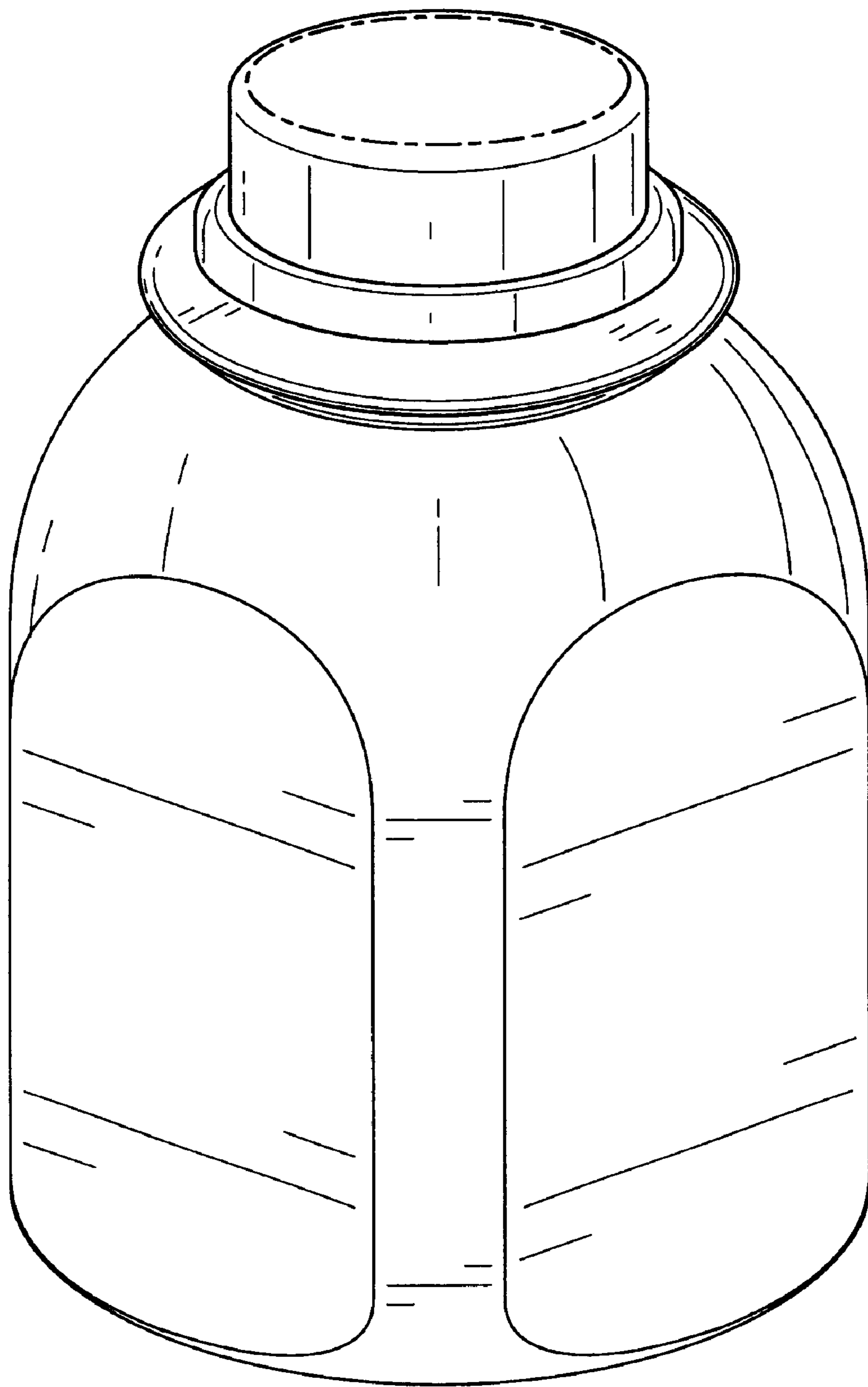


FIG. 1




FIG. 2




FIG. 3




FIG. 4




FIG. 5

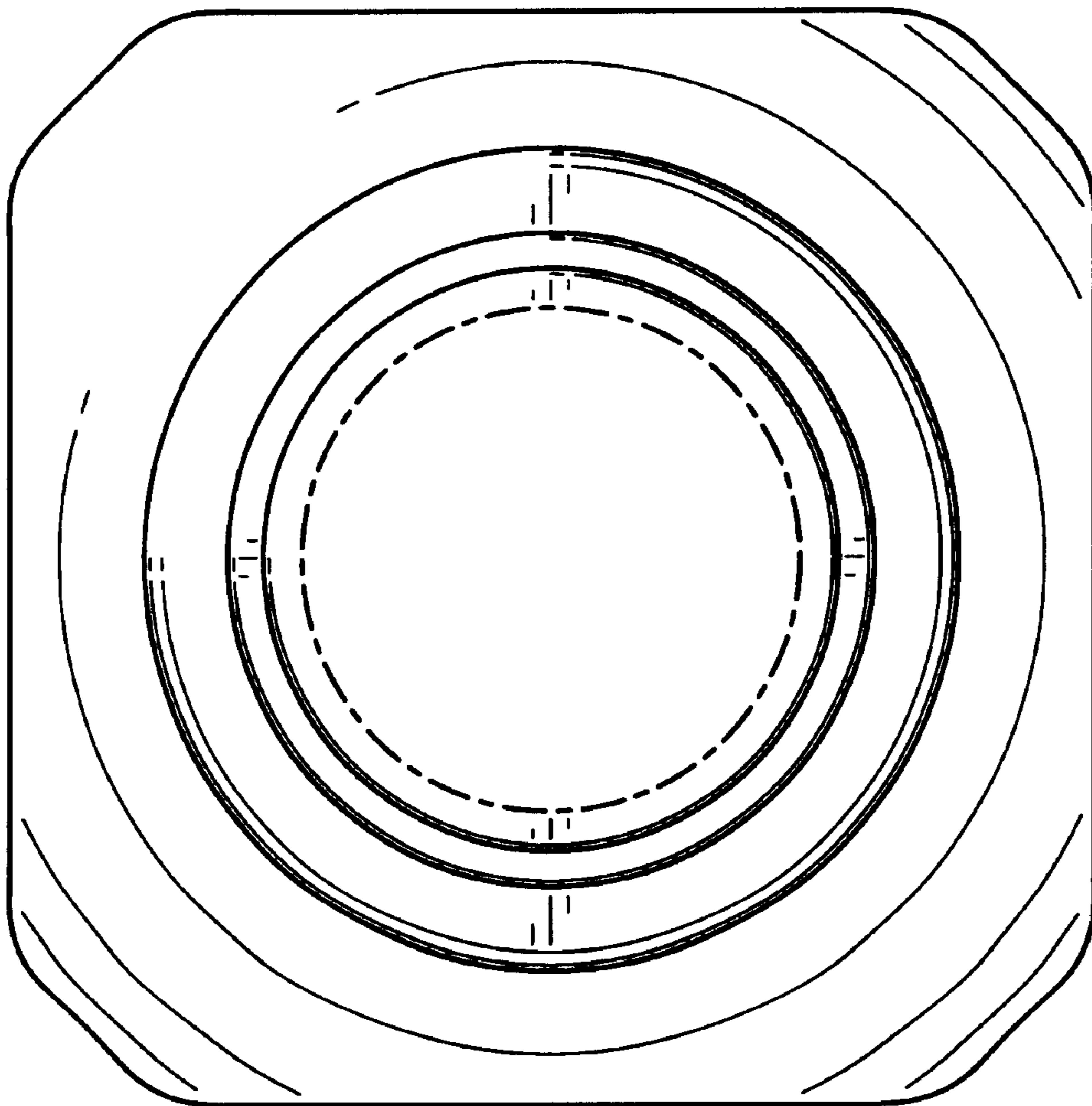


FIG. 6

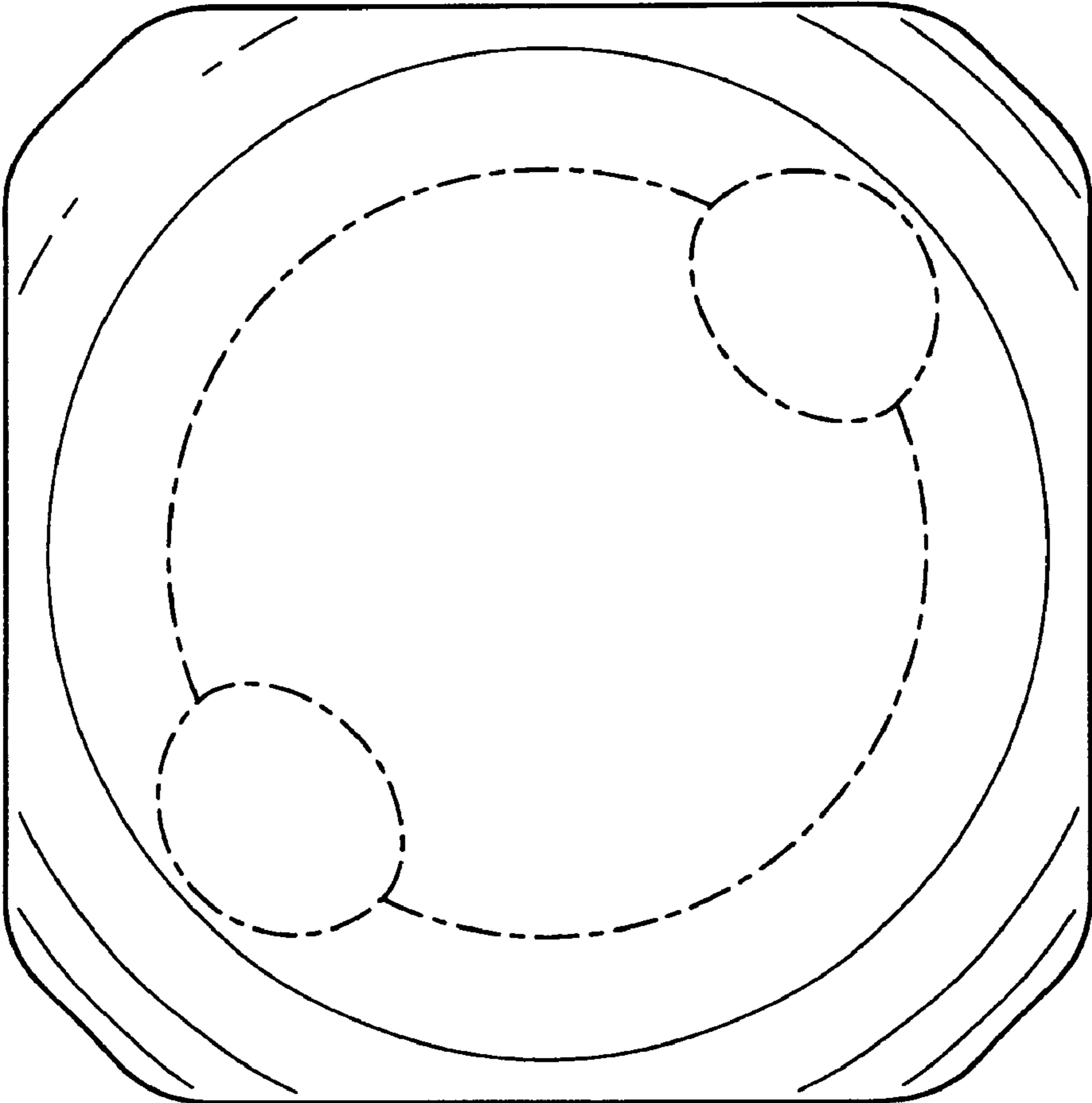


FIG. 7