

US00D537489S

(12) **United States Design Patent**
McAdams et al.

(10) **Patent No.:** **US D537,489 S**

(45) **Date of Patent:** **** Feb. 27, 2007**

(54) **TARGET**

(76) Inventors: **Kevin M. McAdams**, 79 Willett Ave., Sayville, NY (US) 11782; **Andrew C. Morenberg**, 3 Thide Ct., Smithtown, NY (US) 11787

(**) Term: **14 Years**

(21) Appl. No.: **29/202,899**

(22) Filed: **Apr. 5, 2004**

(51) **LOC (8) Cl.** **21-02**

(52) **U.S. Cl.** **D21/699**

(58) **Field of Classification Search** D21/302, D21/305, 306, 698, 699, 705; 473/415-484, 473/476-478; 273/317, 348, 354, 359, 369, 273/370, 378, 386, 387, 404, 406, 407, 410
See application file for complete search history.

(56) **References Cited**

U.S. PATENT DOCUMENTS

612,198	A	*	10/1898	Ehmer	273/126 R
819,198	A	*	5/1906	Ahr	273/390
1,858,113	A	*	5/1932	Roche	273/387
3,471,153	A	*	10/1969	Baumler	273/359
3,791,653	A	*	2/1974	Yamada	473/186
3,963,240	A	*	6/1976	Tidwell	273/381
4,842,283	A	*	6/1989	LeBel et al.	273/392
D303,824	S	*	10/1989	Maloney, II	D21/699
5,000,461	A	*	3/1991	Borazjani	273/401

5,628,515	A	*	5/1997	Levy	473/446
5,632,491	A	*	5/1997	Hamas	273/407
5,746,669	A	*	5/1998	Sinsheimer et al.	473/446
6,478,301	B1	*	11/2002	Witmeyer	273/391
6,776,418	B1	*	8/2004	Sovine et al.	273/407

* cited by examiner

Primary Examiner—Catherine Tuttle

(74) *Attorney, Agent, or Firm*—Amster, Rothstein & Ebenstein LLP

(57) **CLAIM**

The ornamental design for a target, as shown and described.

DESCRIPTION

FIG. 1 is a front elevational view of the target showing our new design on the left hand side in solid lines together with its environment, which includes a second target, in broken lines.

FIG. 2 is a front elevational view showing the design on an enlarged scale and without the depiction of its environment; FIG. 3 is a back elevational view thereof;

FIG. 4 is a left side elevational view thereof, the opposite right side view being a mirror image; and,

FIG. 5 is a top plan view thereof, the bottom view opposite being a mirror image except for the exposed ends and undersides of the hooks.

The features shown in broken lines are for illustrative purposes only and form no part of the claimed design.

1 Claim, 3 Drawing Sheets

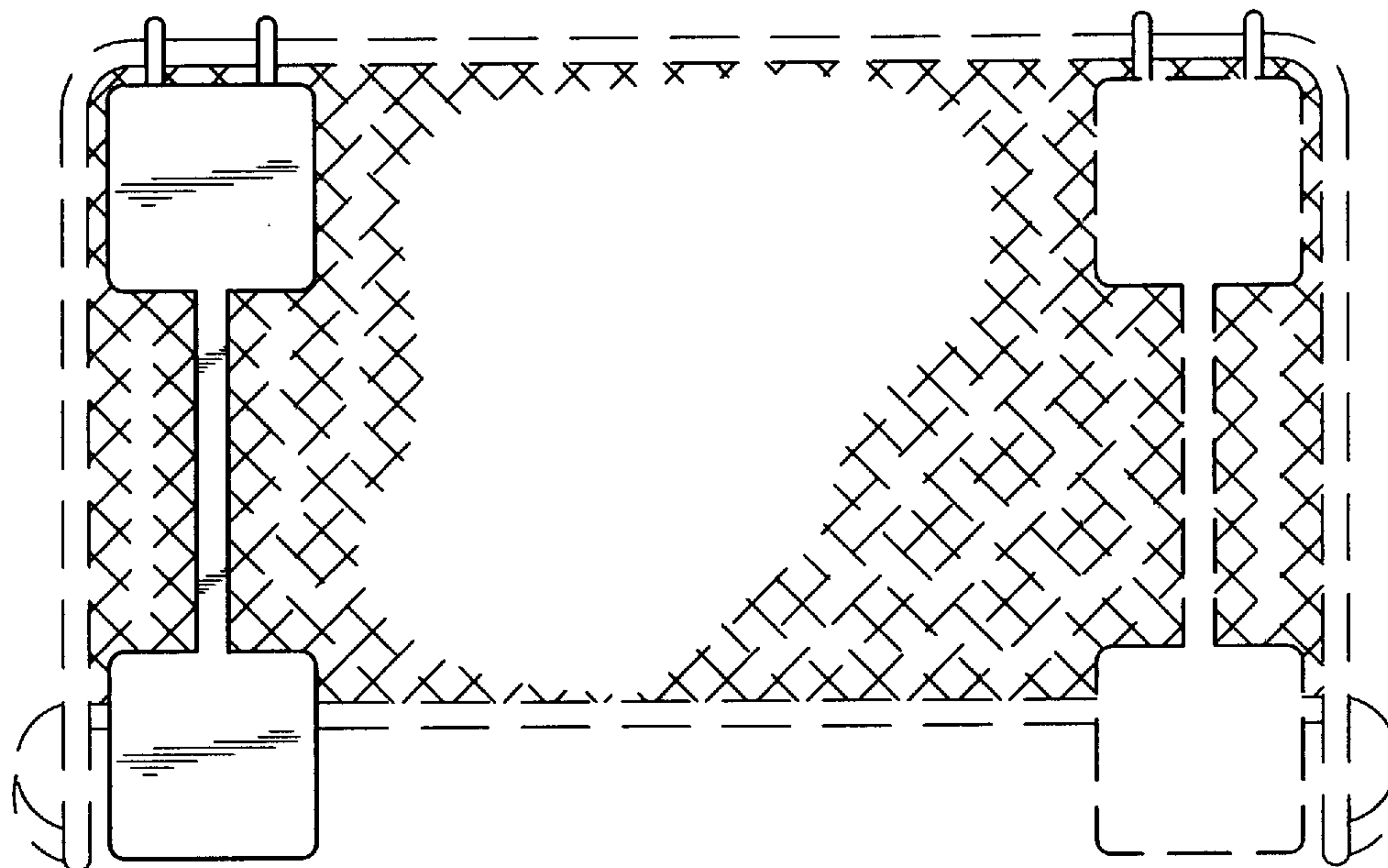


FIG. 1

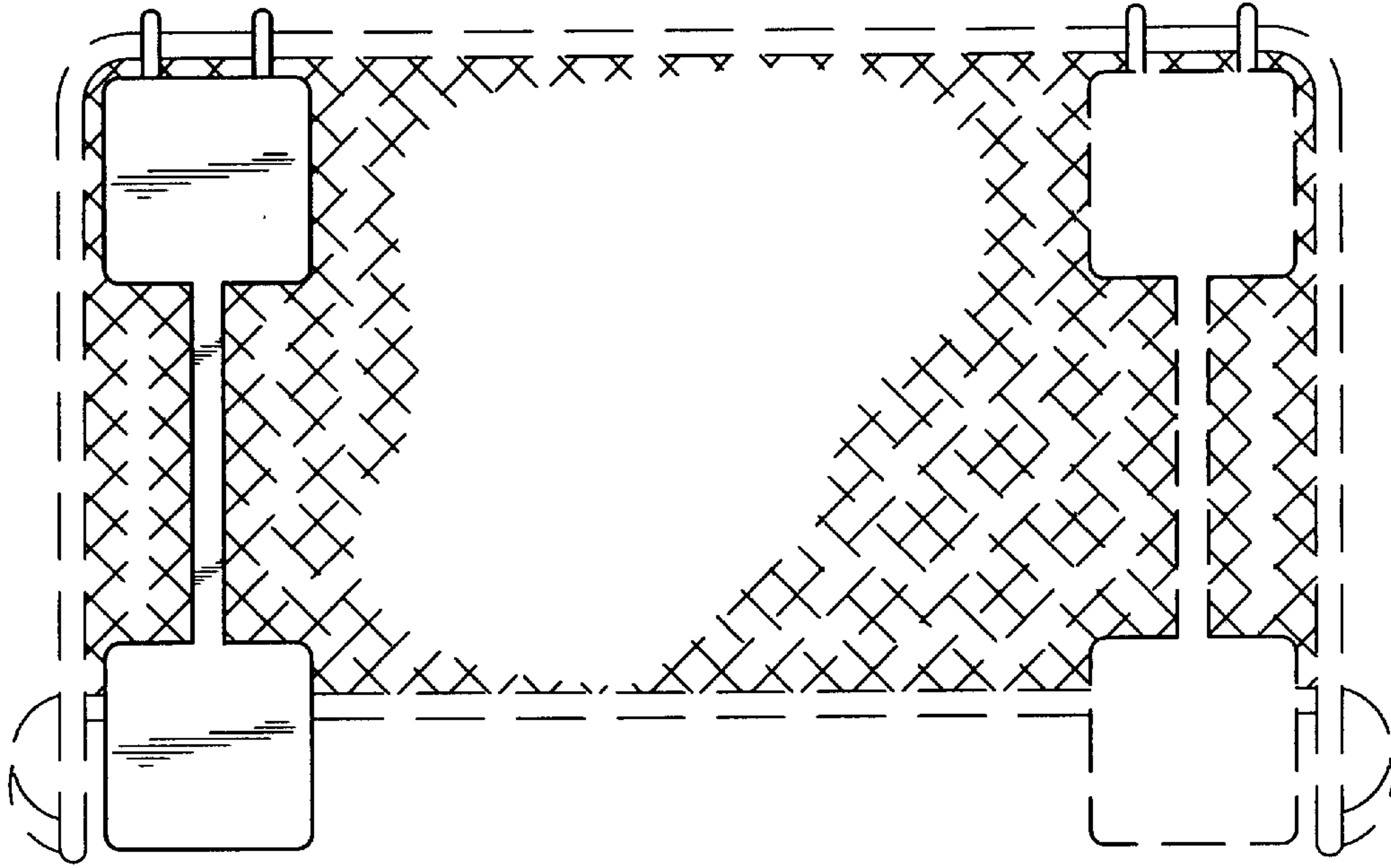


FIG. 5

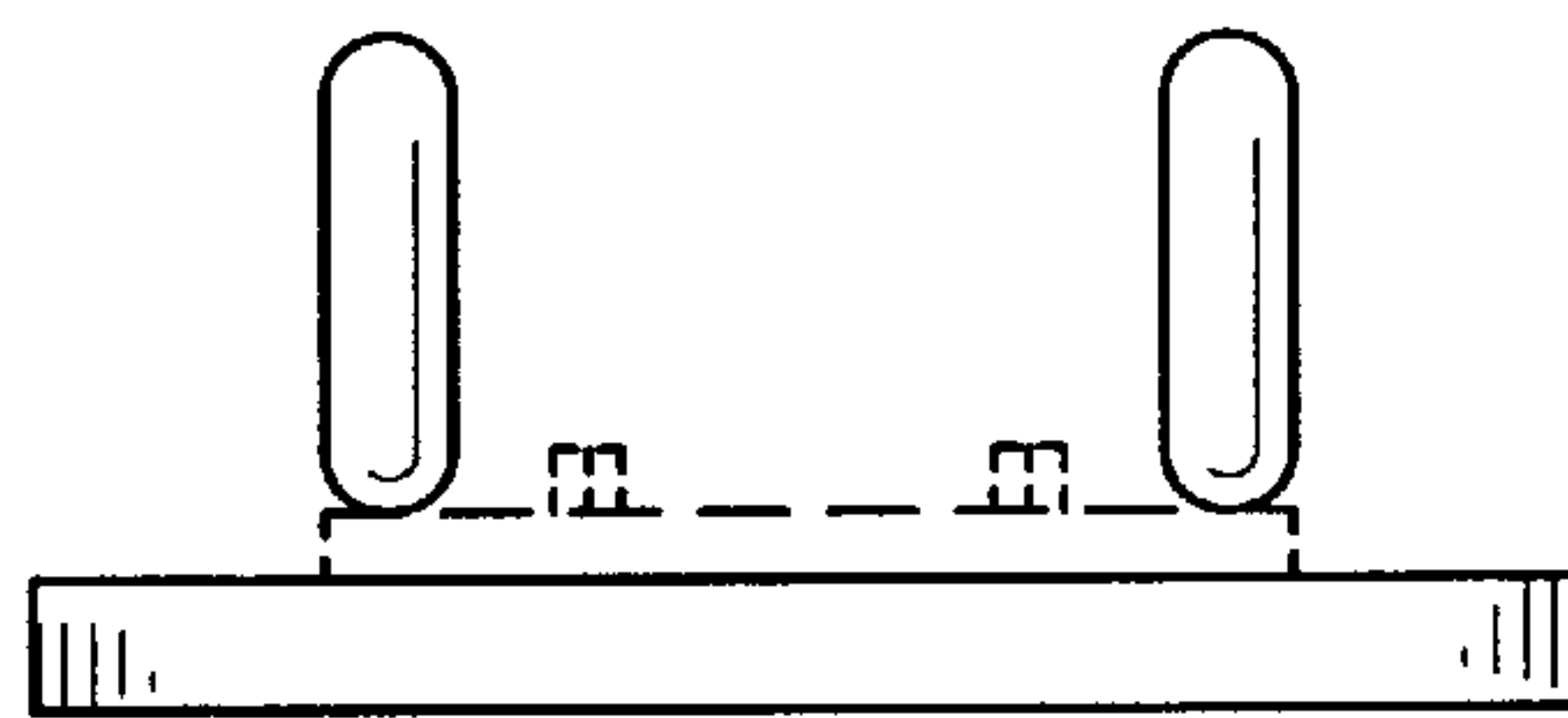
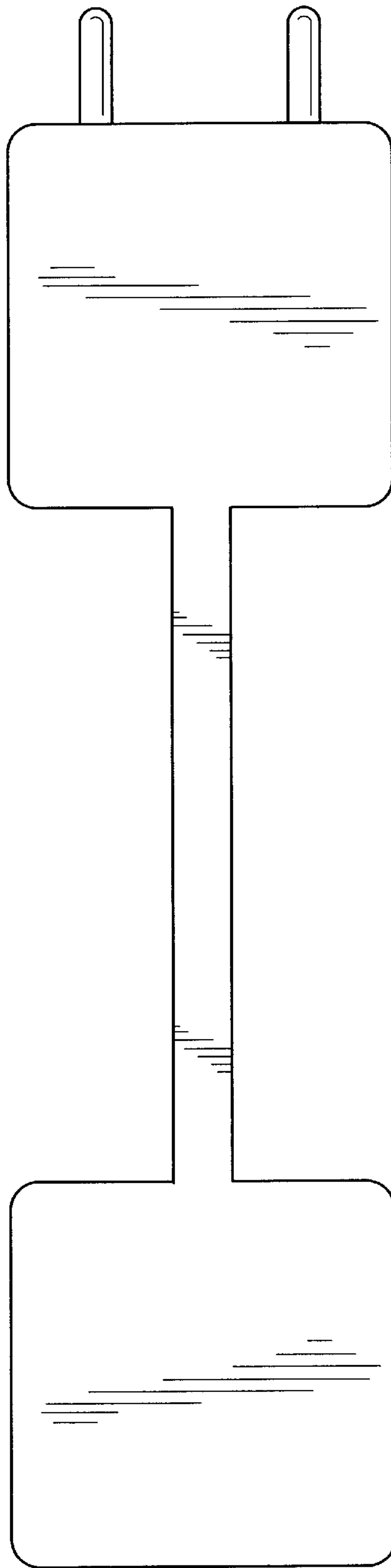


FIG. 2



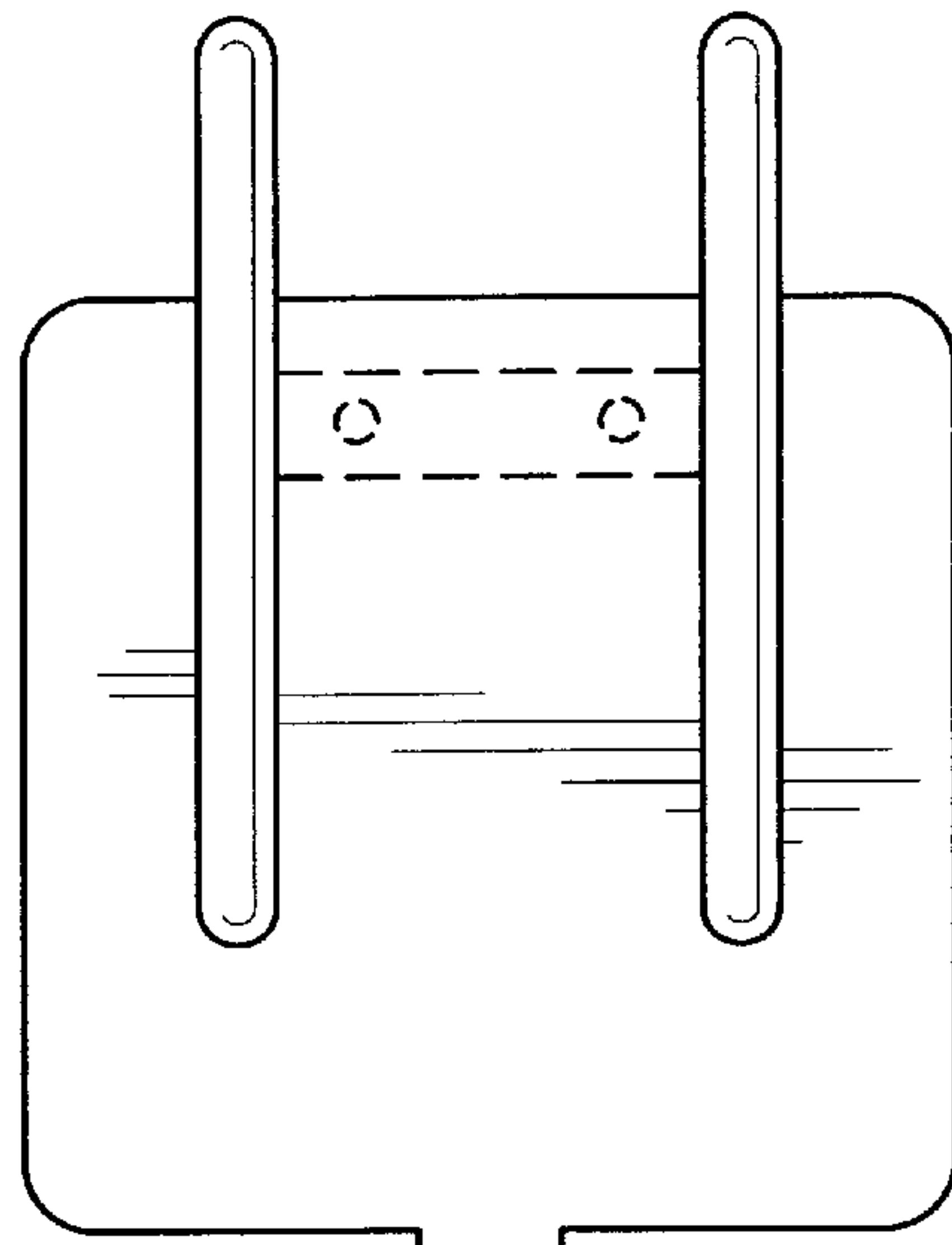


FIG. 3

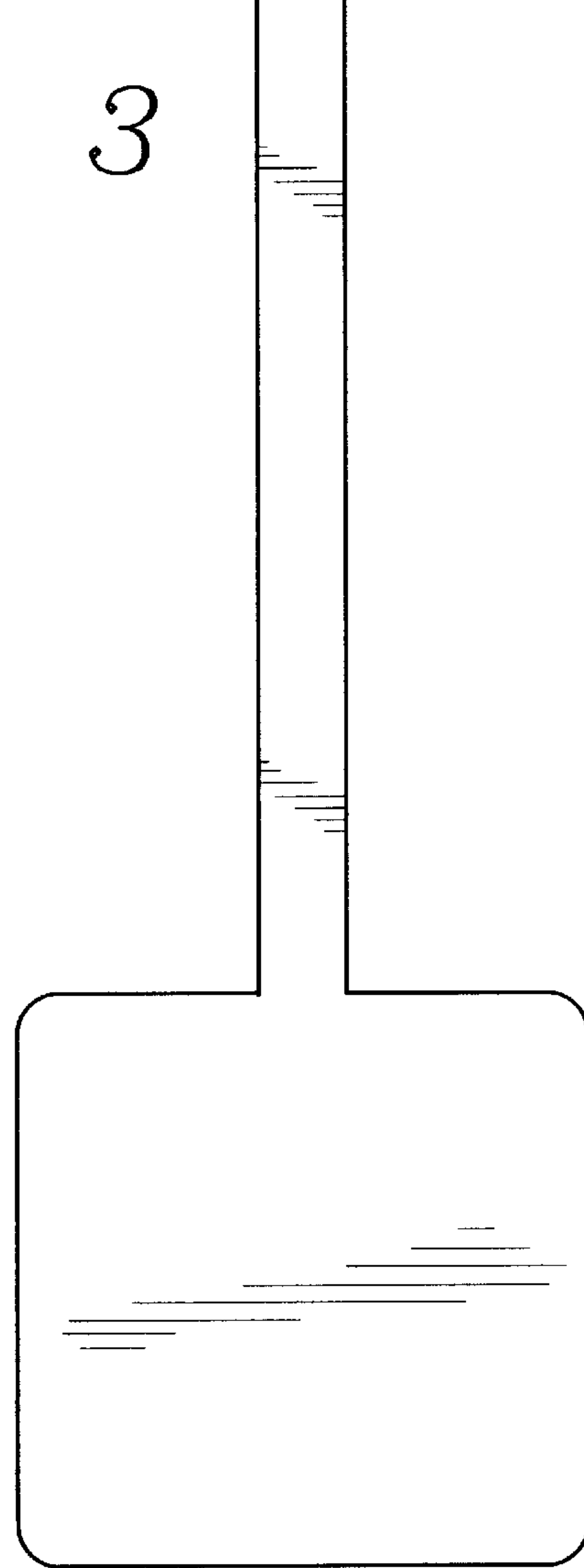


FIG. 4

