



US00D537468S

(12) **United States Design Patent**
Mouclier

(10) **Patent No.:** **US D537,468 S**

(45) **Date of Patent:** **** Feb. 27, 2007**

(54) **GLASSES**

(75) **Inventor:** **Jean Mouclier**, Montmorency (FR)

(73) **Assignee:** **Cartier International, B.V.**,
Amsterdam (NL)

(**) **Term:** **14 Years**

(21) **Appl. No.:** **29/228,276**

(22) **Filed:** **Apr. 21, 2005**

(30) **Foreign Application Priority Data**

Oct. 22, 2004 (EM) 000242854-0003

(51) **LOC (8) Cl.** **16-06**

(52) **U.S. Cl.** **D16/327; D16/328**

(58) **Field of Classification Search** D16/300-330,
D16/101, 332-338; D29/109-110; D24/110.2;
351/41, 44, 51-52, 62, 158, 92, 103-111,
351/130, 61, 114-119, 121-123; 2/426-432,
2/448, 441, 447, 434-437

See application file for complete search history.

(56) **References Cited**

U.S. PATENT DOCUMENTS

1,845,582 A * 2/1932 Courtright 351/121
D217,393 S * 4/1970 Simon D16/321
D268,271 S 3/1983 Kanoui
D272,451 S 1/1984 Kanoui
D272,452 S 1/1984 Kanoui
D274,534 S 7/1984 Kanoui
D275,204 S 8/1984 Kanoui
D282,079 S * 1/1986 Zalloni D16/321
D292,983 S 12/1987 Kanoui

D293,251 S 12/1987 Kanoui
D294,035 S 2/1988 Kanoui
D294,593 S 3/1988 Kanoui
D294,594 S 3/1988 Kanoui
D294,595 S 3/1988 Kanoui
D326,673 S 6/1992 Perrin
D346,812 S * 5/1994 Luzlbauer D16/321
D386,512 S 11/1997 Perrin et al.
D395,442 S * 6/1998 Simioni D16/327
D397,714 S * 9/1998 Simioni D16/327
D425,927 S * 5/2000 Wang D16/326
D433,699 S * 11/2000 Lepeu et al. D16/328
D434,790 S * 12/2000 Lepeu et al. D16/328
D453,993 S 3/2002 Diltoer
6,969,173 B1 * 11/2005 Ku 351/121

OTHER PUBLICATIONS

Fendi catalog, p. 12, 1997.*
Bloomingdale's, p. 29, 2003.*
Neostyle Eyewear, p. 4, 2000.*
2001 Cartier Catalog.

* cited by examiner

Primary Examiner—Raphael Barkai
(74) *Attorney, Agent, or Firm*—Kalow & Springut LLP

(57) **CLAIM**

The ornamental design for glasses, as shown and described.

DESCRIPTION

FIG. 1 is a perspective view of the glasses.
FIG. 2 is a front view of the glasses; and,
FIG. 3 is a side view of the glasses.

1 Claim, 1 Drawing Sheet

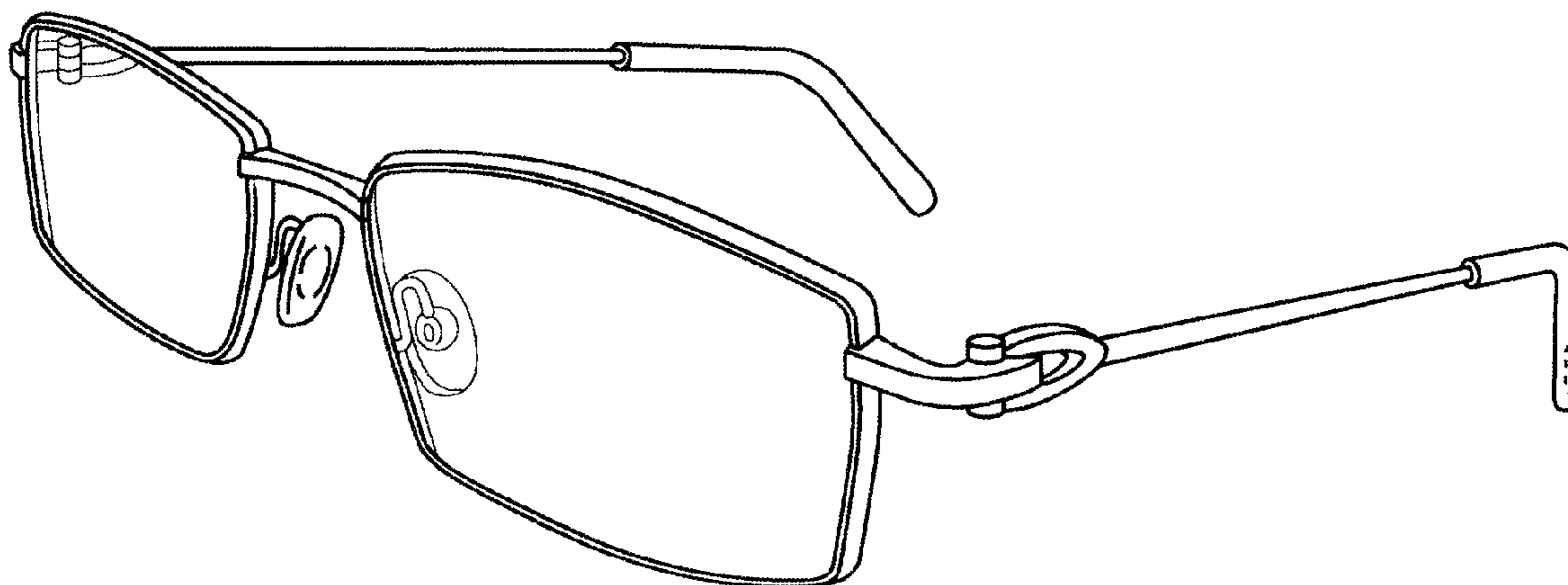


FIG. 1

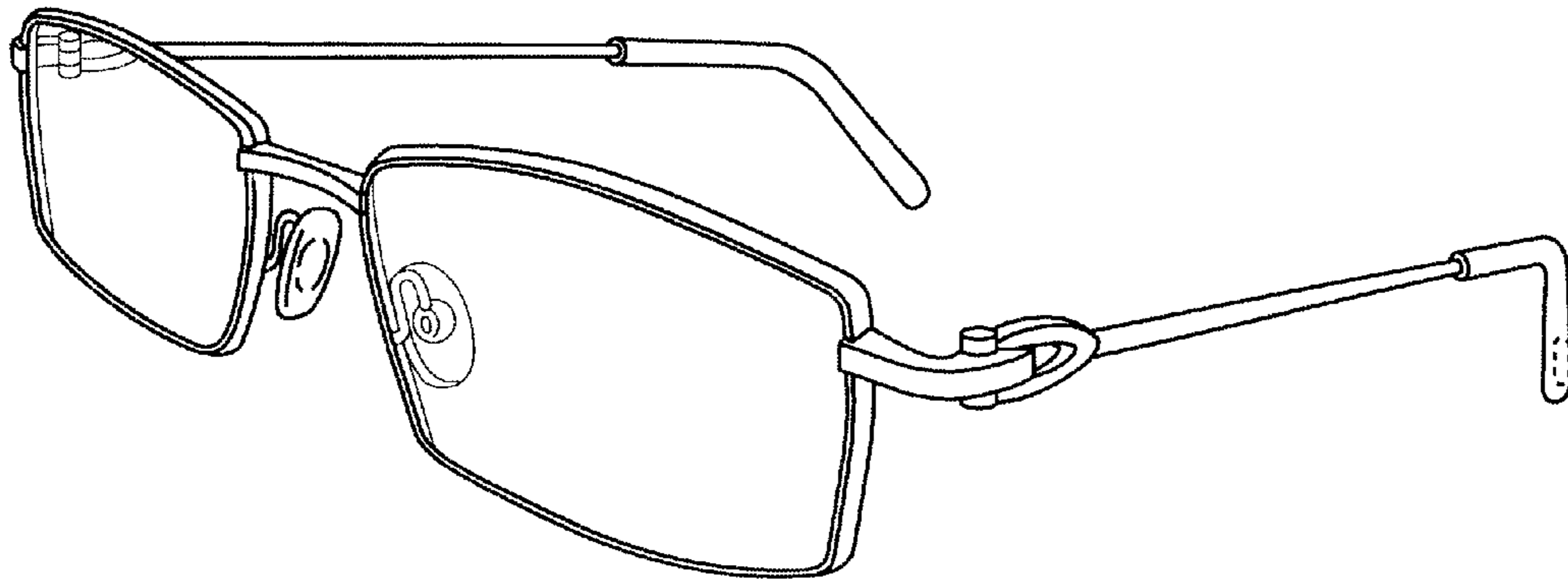


FIG. 2

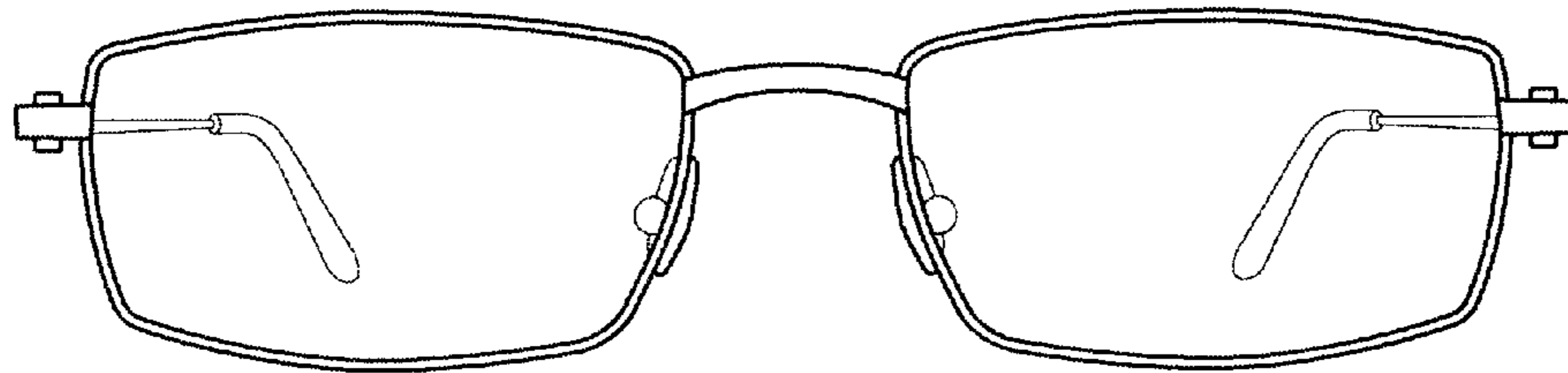


FIG. 3

