



US00D537467S

(12) **United States Design Patent**  
**Teng**

(10) **Patent No.:** **US D537,467 S**

(45) **Date of Patent:** **\*\* Feb. 27, 2007**

(54) **EYEGLASSES**

(75) **Inventor:** **Wei-Che Teng**, Tainan (TW)

(73) **Assignee:** **Irene Corporation**, Tainan (TW)

(\*\*) **Term:** **14 Years**

(21) **Appl. No.:** **29/253,021**

(22) **Filed:** **Jan. 31, 2006**

(51) **LOC (8) Cl.** ..... **16-06**

(52) **U.S. Cl.** ..... **D16/326; D16/335**

(58) **Field of Classification Search** ..... D16/300-330,  
D16/101, 332-338; D29/109-110; D24/110.2;  
351/41, 44, 51-52, 62, 158, 92, 103-111,  
351/130, 61, 114-119, 121-123; 2/426-432,  
2/447-449, 441, 436, 434-437

See application file for complete search history.

(56) **References Cited**

**U.S. PATENT DOCUMENTS**

D409,645 S	*	5/1999	Lin	.....	D16/335
D436,983 S	*	1/2001	Arnette	.....	D16/326
D441,781 S	*	5/2001	Garneau	.....	D16/327
D441,782 S	*	5/2001	Arnette	.....	D16/326

D518,084 S	*	3/2006	Teng	.....	D16/326
D518,847 S	*	4/2006	Teng	.....	D16/326
D524,353 S	*	7/2006	Teng	.....	D16/326
D524,846 S	*	7/2006	Teng	.....	D16/335

\* cited by examiner

*Primary Examiner*—Raphael Barkai

(74) *Attorney, Agent, or Firm*—Alan D. Kamrath; Nikolai & Mersereau, P.A.

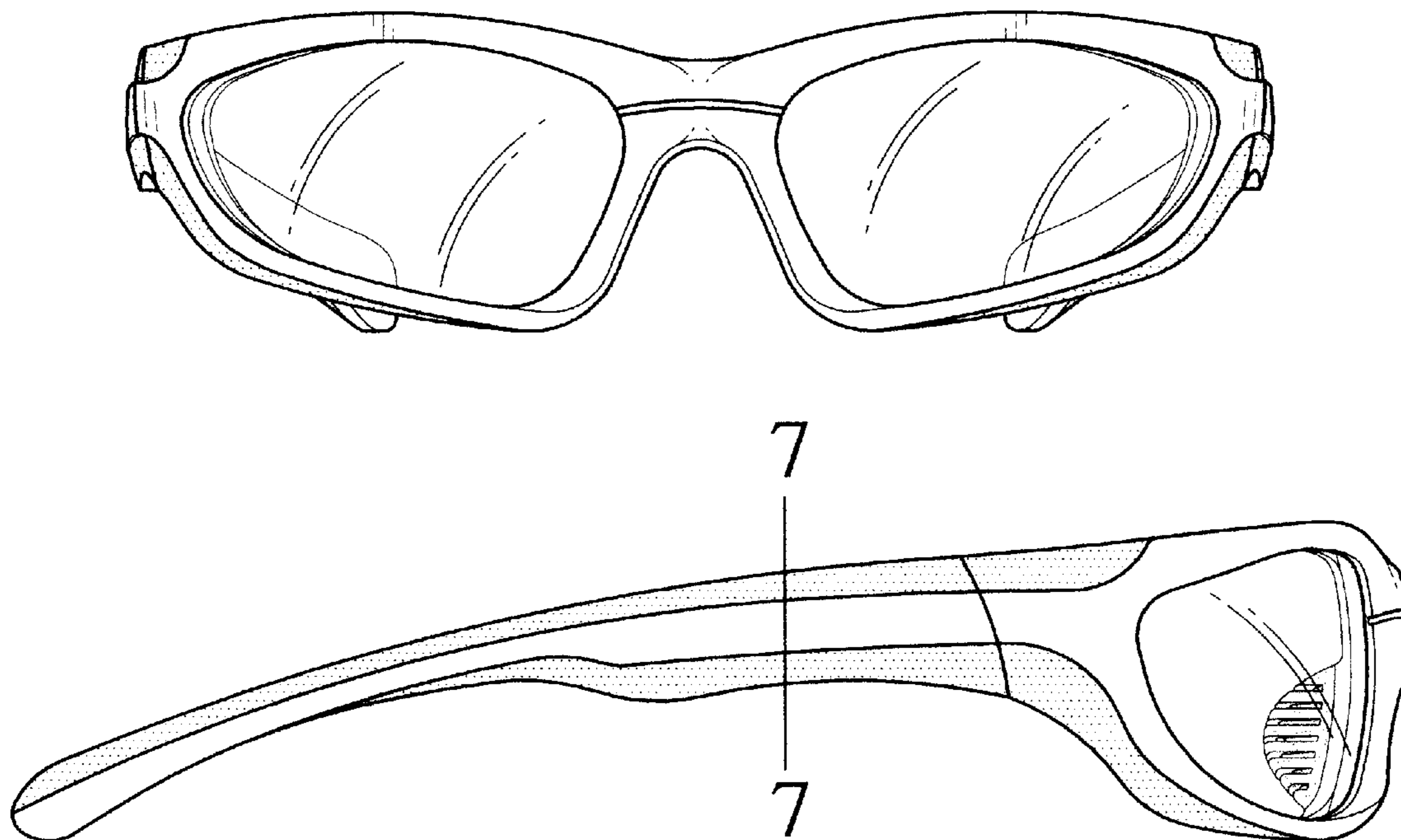
(57) **CLAIM**

The ornamental design for eyeglasses, as shown and described.

**DESCRIPTION**

FIG. 1 is a perspective view of eyeglasses showing my new design;  
FIG. 2 is a front side elevational view thereof;  
FIG. 3 is a rear side elevational view thereof;  
FIG. 4 is a side elevational view thereof, the opposite side view being a mirror image thereof;  
FIG. 5 is a top plan view thereof;  
FIG. 6 is a bottom plan view thereof; and,  
FIG. 7 is a cross sectional view taken along lines 7—7 in FIG. 4.

**1 Claim, 5 Drawing Sheets**



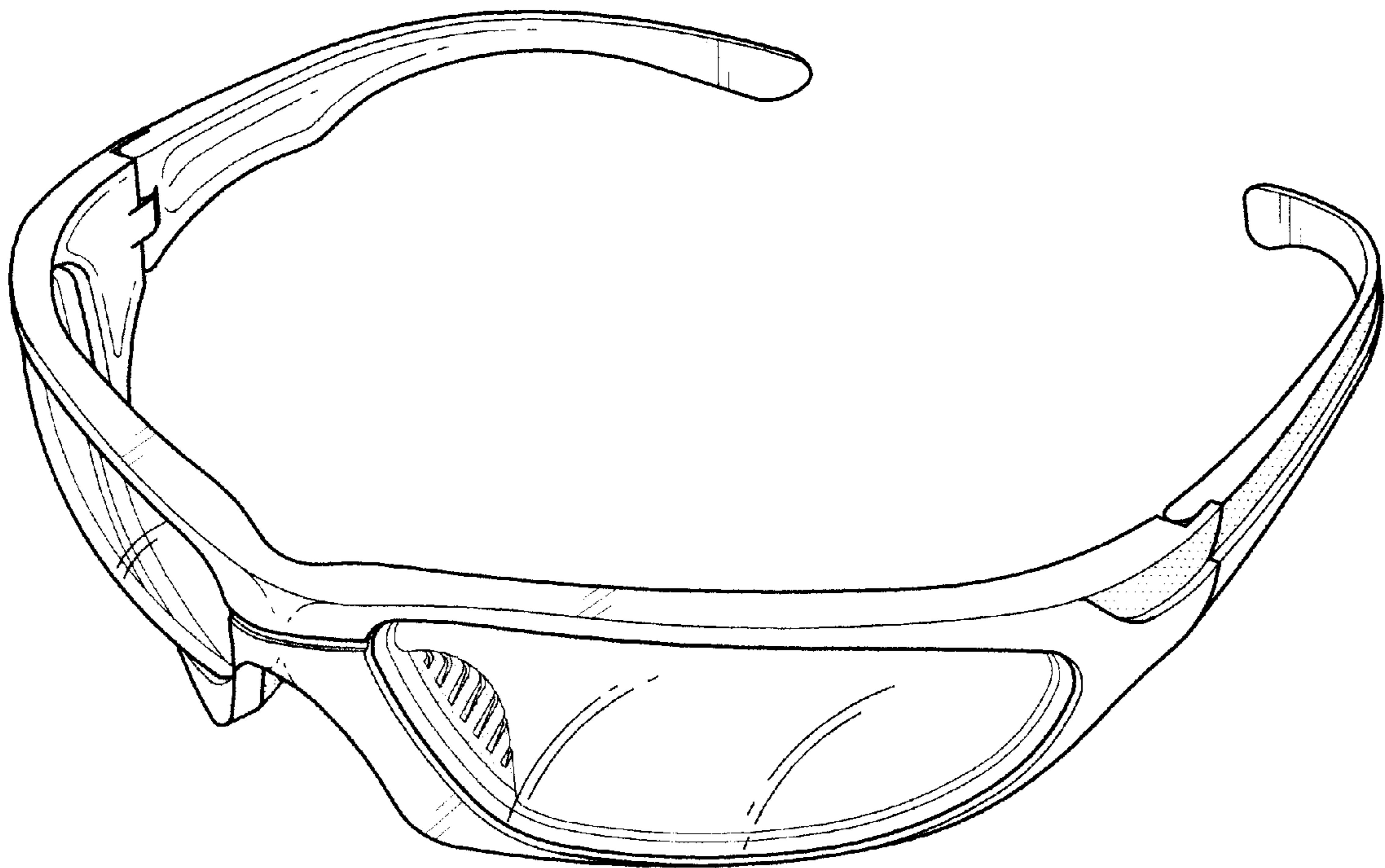


FIG. 1

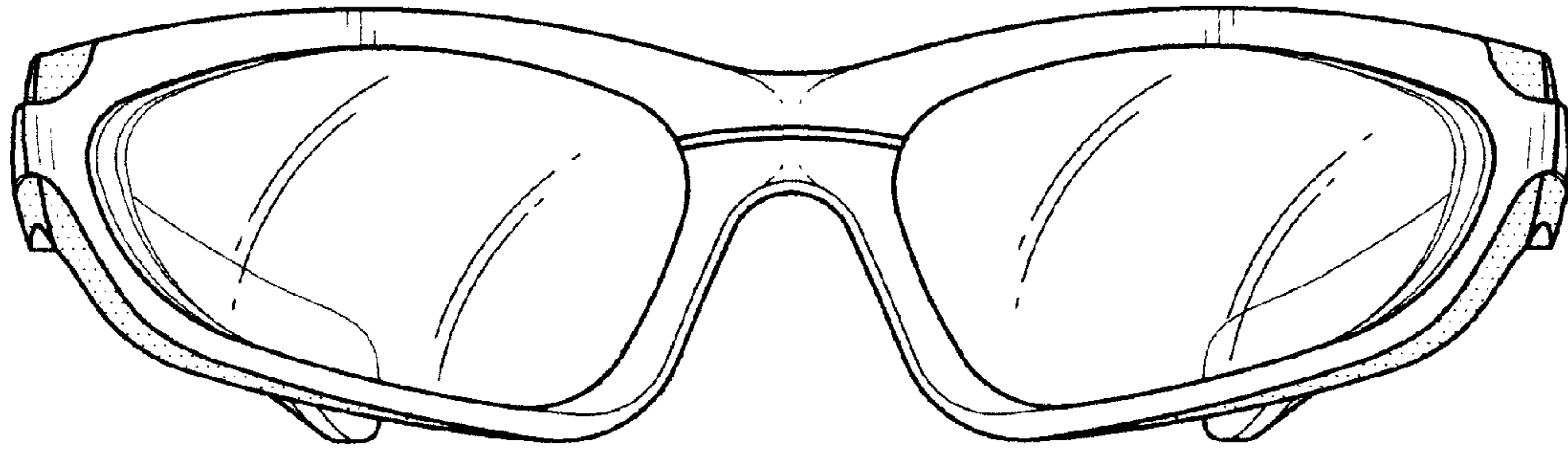


FIG. 2

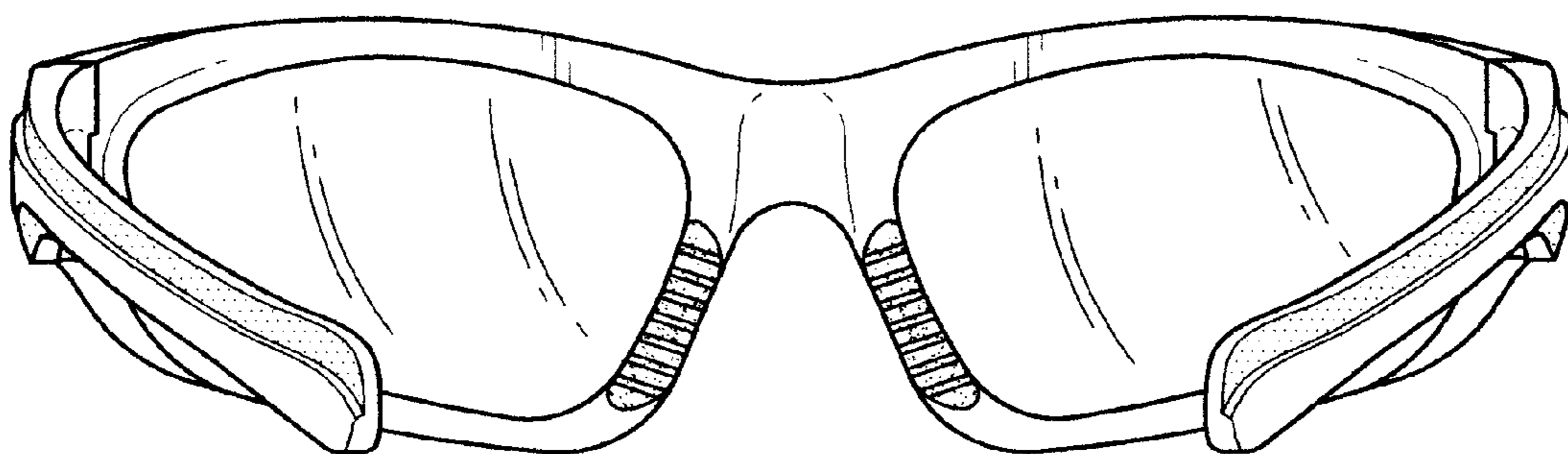


FIG. 3

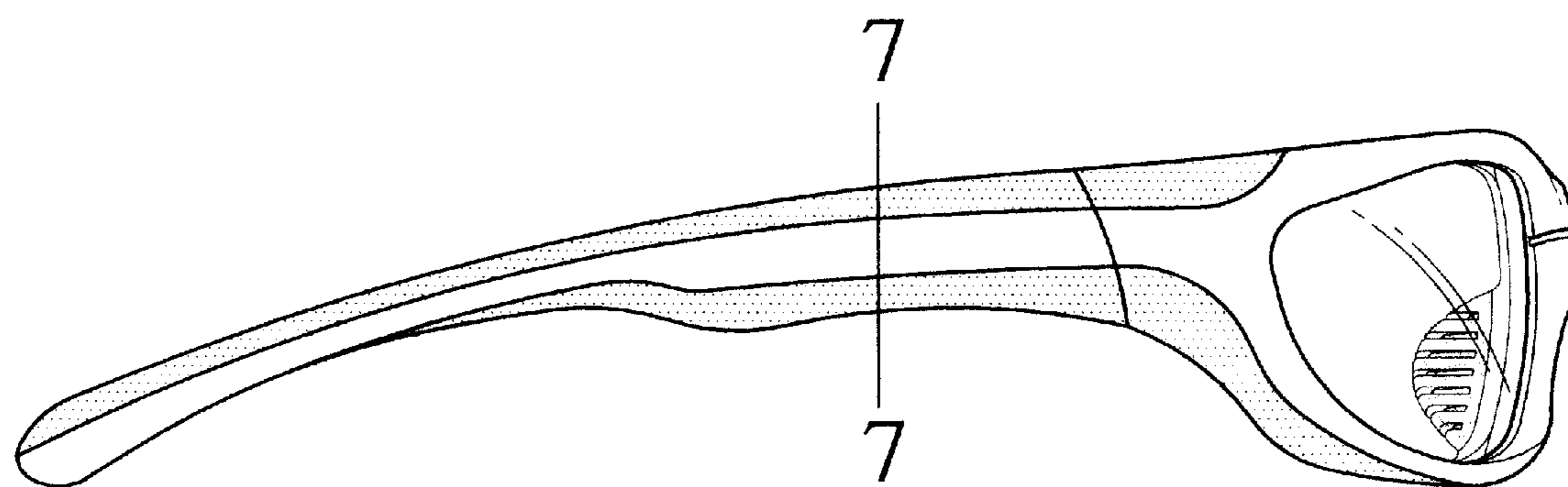


FIG. 4

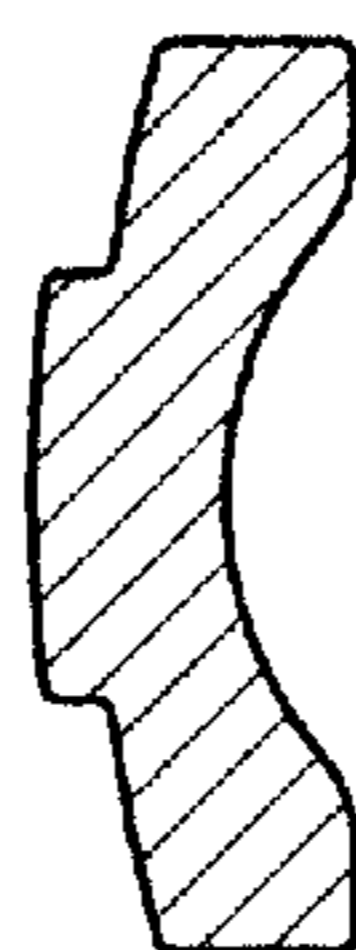


FIG. 7

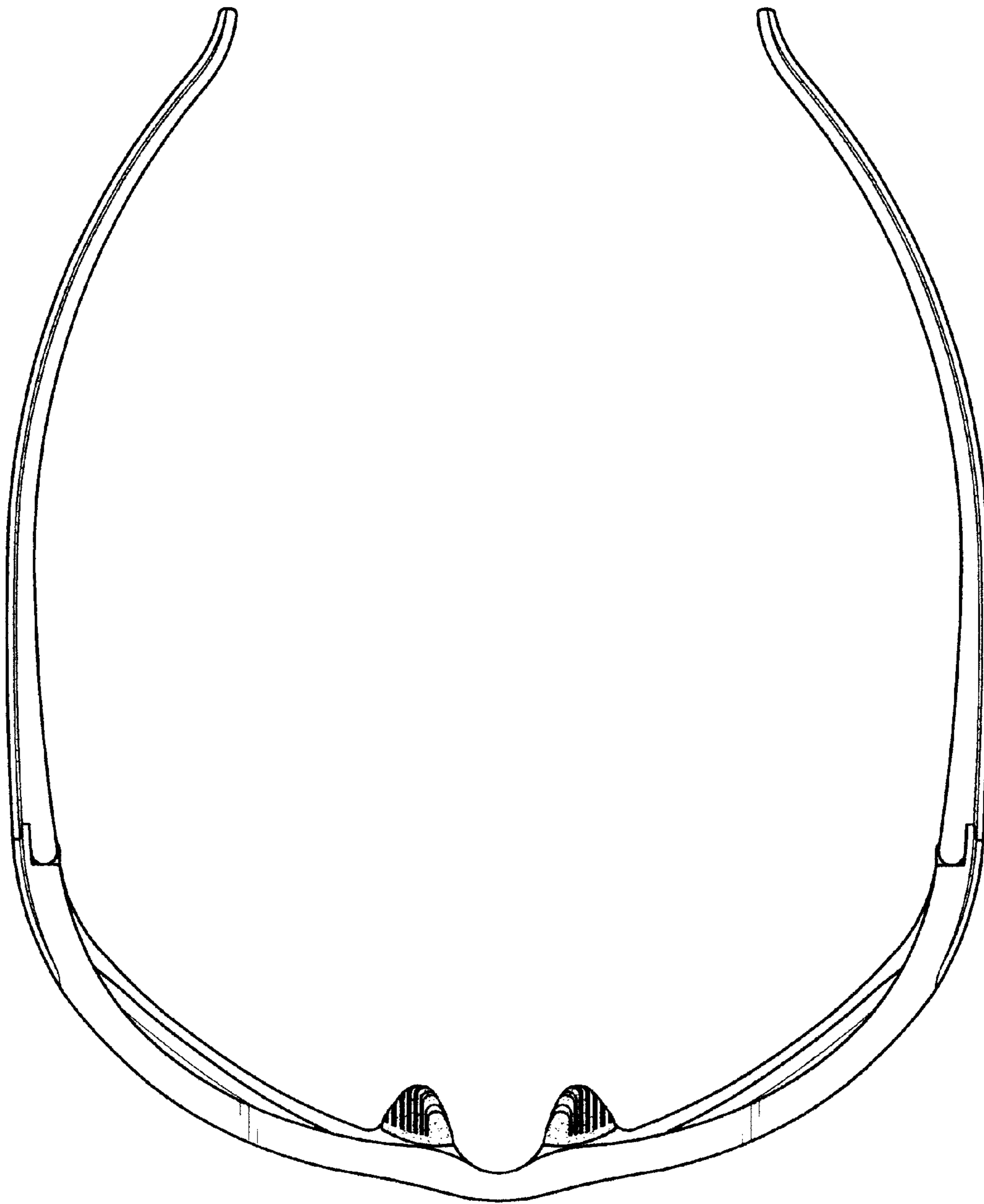


FIG. 5




FIG. 6