



US00D537442S

(12) **United States Design Patent**  
**Lauffer et al.**

(10) **Patent No.:** **US D537,442 S**

(45) **Date of Patent:** **\*\* Feb. 27, 2007**

(54) **INFORMATION HANDLING SYSTEM HOUSING**

(75) Inventors: **Scott Lauffer**, Austin, TX (US); **Philip Leung**, Cambridge, MA (US); **Kenneth Musgrave**, Austin, TX (US)

(73) Assignee: **Dell Products L.P.**, Round Rock, TX (US)

(\*\*) Term: **14 Years**

(21) Appl. No.: **29/252,824**

(22) Filed: **Jan. 27, 2006**

(51) **LOC (8) Cl.** ..... **14-02**

(52) **U.S. Cl.** ..... **D14/349**

(58) **Field of Classification Search** ..... D14/308,  
D14/313, 349-361, 388; D13/162, 184, 199;  
312/223.1-223.3; 360/99.01-99.12; 361/680-686,  
361/690-696; 369/34.01, 36.01; 358/496  
See application file for complete search history.

(56) **References Cited**

**U.S. PATENT DOCUMENTS**

5,248,193	A	*	9/1993	Schlemmer	.....	312/223.2
D345,964	S	*	4/1994	Hultgren et al.	.....	D14/313
D379,623	S	*	6/1997	Wu	.....	D14/352
D380,743	S	*	7/1997	Avalos et al.	.....	D14/350
5,790,278	A	*	8/1998	Ehrne et al.	.....	358/496
D427,162	S	*	6/2000	Nagase	.....	D14/388

6,278,606	B1	*	8/2001	Schmitt et al.	.....	361/683
6,297,952	B1	*	10/2001	Liu et al.	.....	361/685
6,549,398	B2	*	4/2003	Chen	.....	361/683
D478,077	S	*	8/2003	Poole et al.	.....	D14/349
D478,586	S		8/2003	Lee et al.	.....	D14/349
D494,169	S		8/2004	Lin	.....	D14/349
D497,162	S		10/2004	Neal et al.	.....	D14/349
D504,895	S		5/2005	Frank et al.	.....	D14/441
2003/0122457	A1	*	7/2003	Diaz et al.	.....	312/223.2
2005/0012436	A1	*	1/2005	Lai	.....	312/223.2

\* cited by examiner

*Primary Examiner*—Freda S. Nunn

(74) *Attorney, Agent, or Firm*—Hamilton & Terrile, LLP;  
Robert W. Holland

(57) **CLAIM**

The ornamental design for an information handling system housing, as shown and described.

**DESCRIPTION**

FIG. 1 is a left side angled frontal perspective view of the information handling system housing comprising the present invention, the broken lines are shown for illustrative purposes only and form no part of the claimed design;

FIG. 2 is a front elevation view thereof;

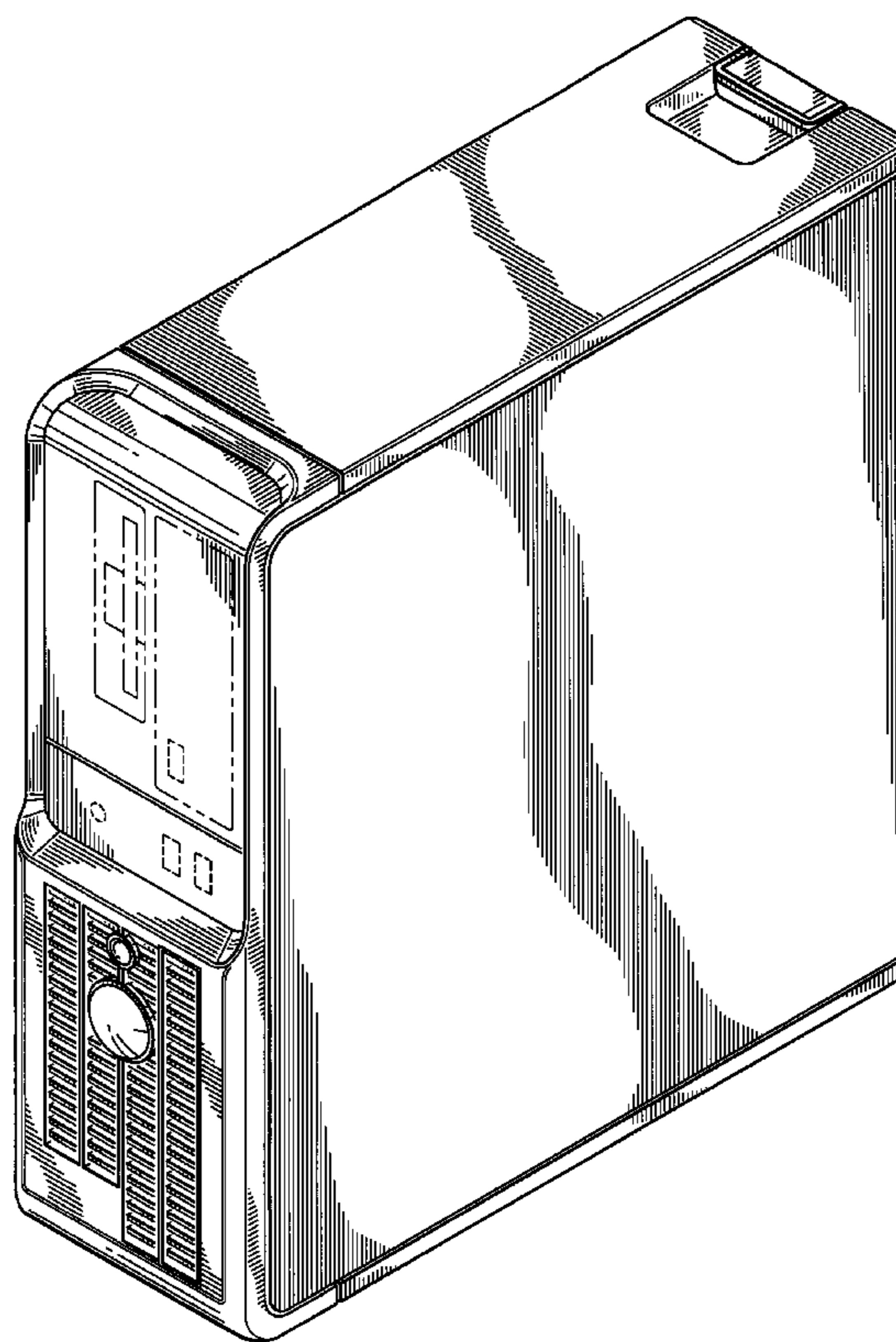
FIG. 3 is a right side elevation view thereof;

FIG. 4 is a left side elevation view thereof;

FIG. 5 is a back elevational view thereof; and,

FIG. 6 is a top plan view thereof.

**1 Claim, 5 Drawing Sheets**



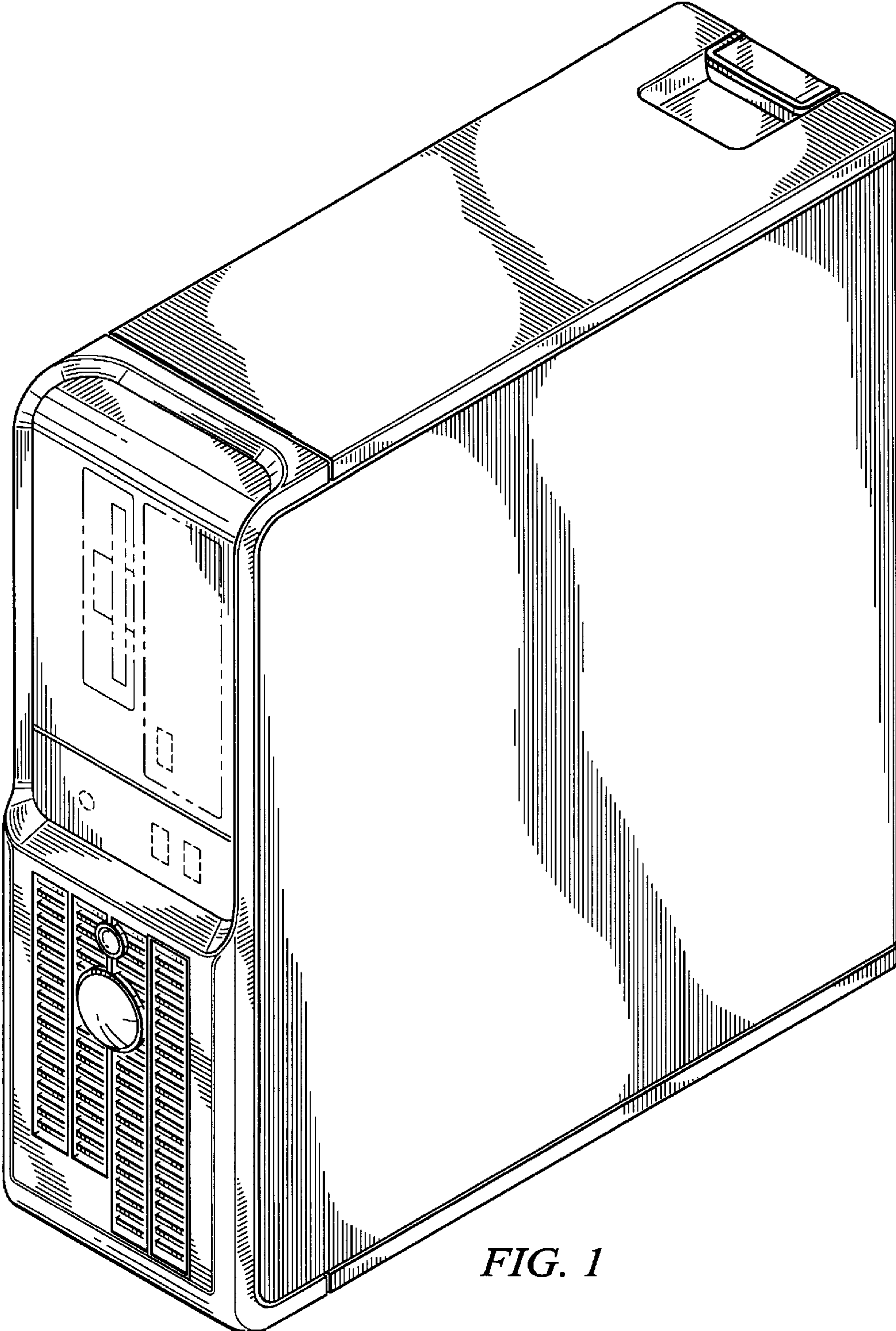
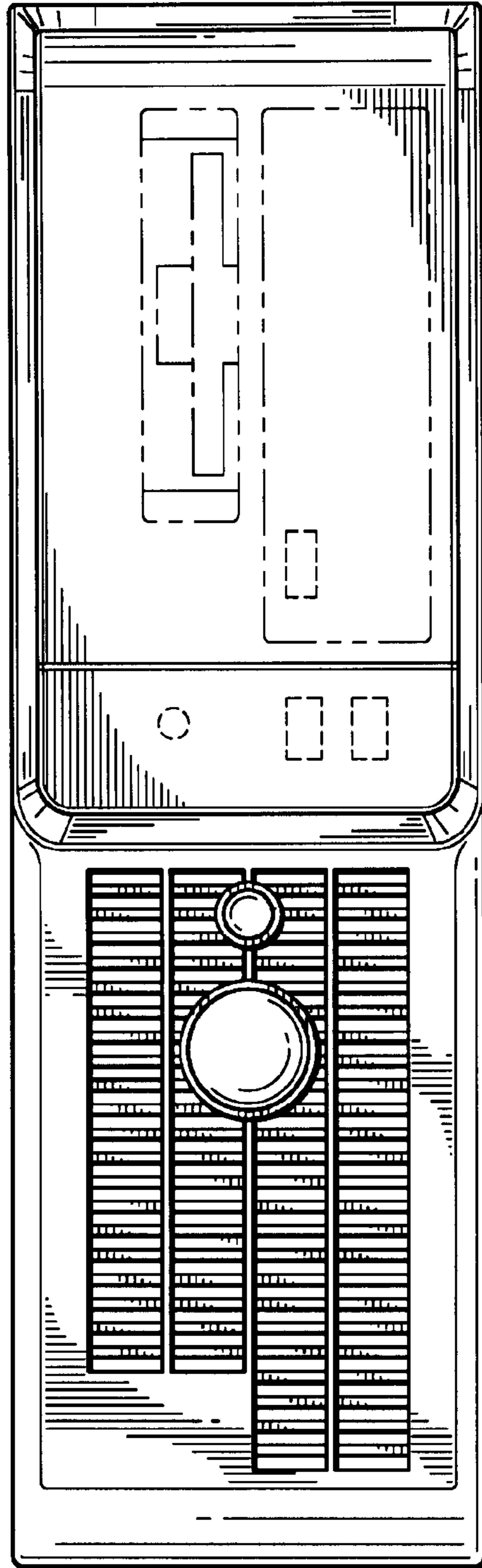


FIG. 1



*FIG. 2*

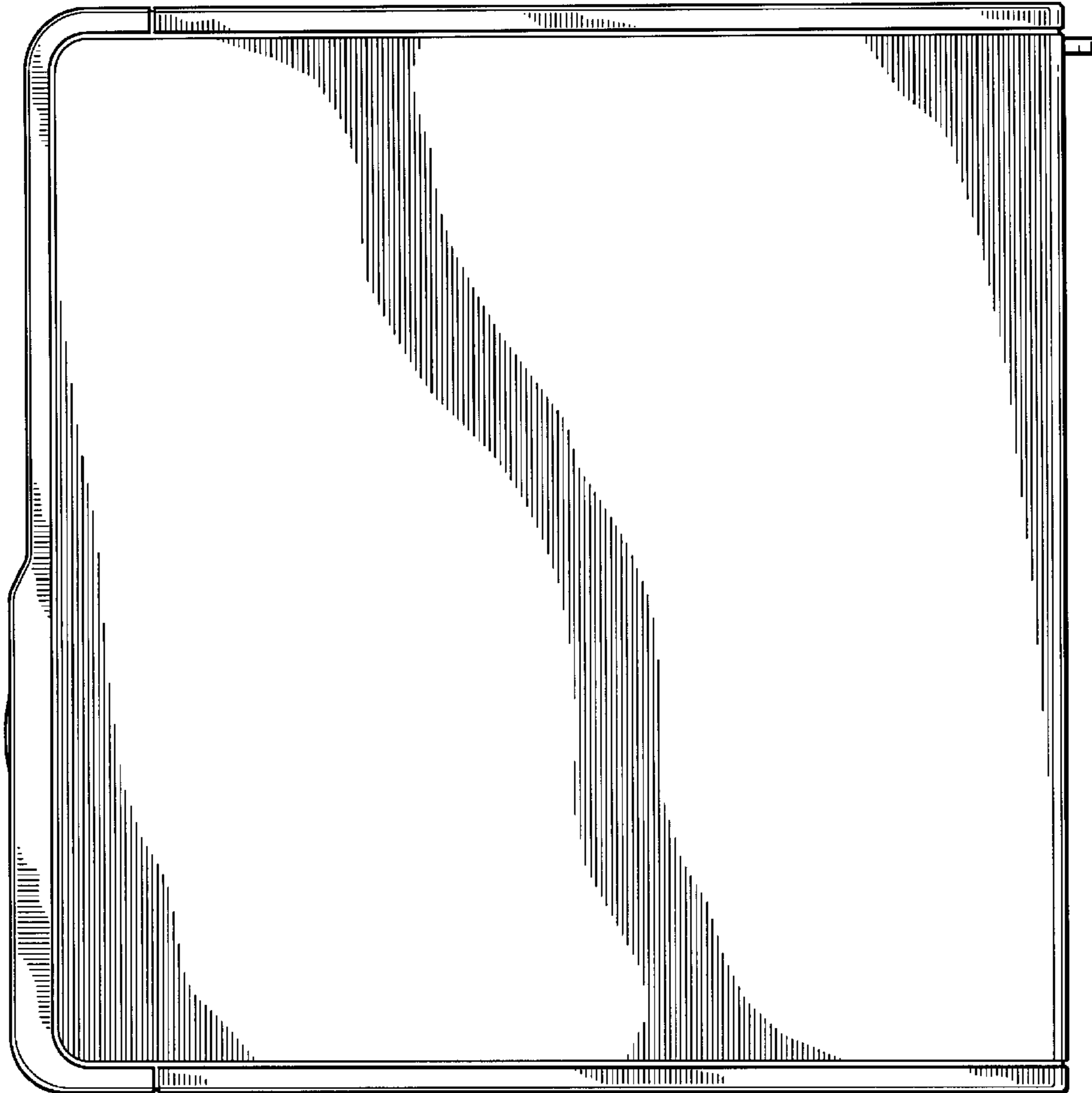


FIG. 3




FIG. 4

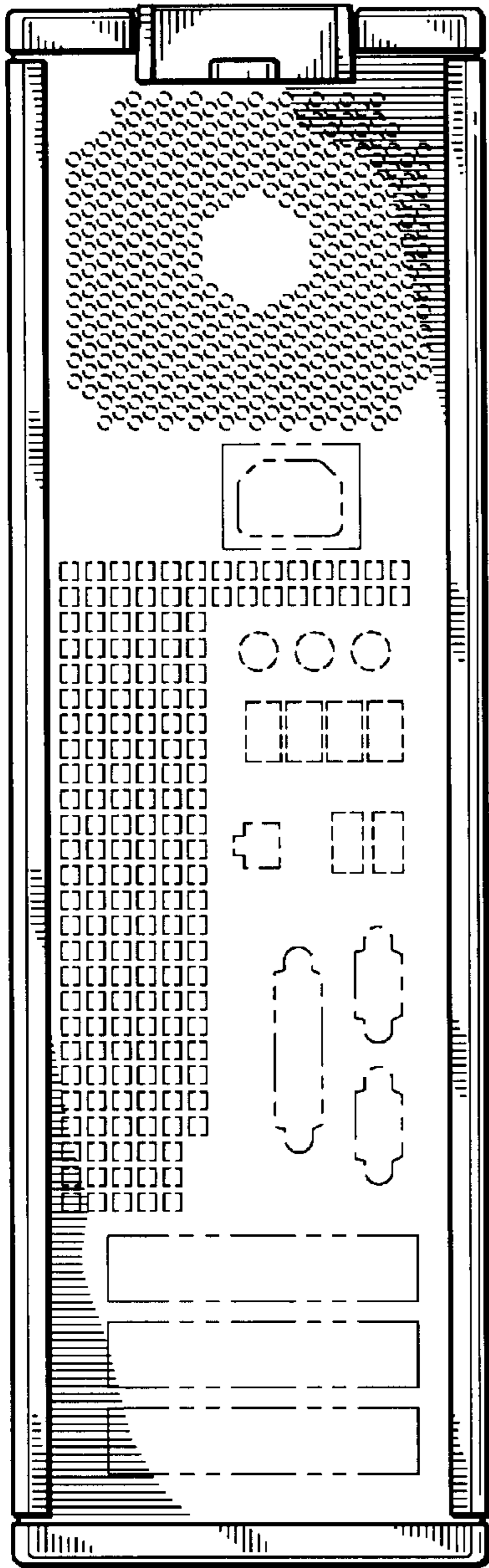


FIG. 5




FIG. 6