



US00D537400S

(12) **United States Design Patent**
Sands

(10) **Patent No.:** **US D537,400 S**

(45) **Date of Patent:** **** Feb. 27, 2007**

(54) **VEHICLE WHEEL WITH NINE DUAL SPOKES**

(75) Inventor: **Perry W. Sands**, La Palma, CA (US)

(73) Assignee: **Performance Machine, Inc.**, La Palma, CA (US)

(**) Term: **14 Years**

(21) Appl. No.: **29/246,301**

(22) Filed: **Mar. 30, 2006**

(51) **LOC (8) Cl.** **12-16**

(52) **U.S. Cl.** **D12/209**

(58) **Field of Classification Search** D12/204-213;
301/37.101, 64.101, 65

See application file for complete search history.

(56) **References Cited**

U.S. PATENT DOCUMENTS

D428,379 S	*	7/2000	Donikoglu	D12/211
D430,843 S		9/2000	Sands		
D481,346 S	*	10/2003	Vian	D12/211
D490,760 S	*	6/2004	Sands	D12/209
D493,404 S	*	7/2004	Baum	D12/211
D493,763 S		8/2004	Sands		
D494,119 S		8/2004	Sands		

D494,122 S		8/2004	Sands		
D495,284 S		8/2004	Sands		
D506,965 S	*	7/2005	Kataoka	D12/209
D514,047 S		1/2006	Sands		
D514,048 S		1/2006	Sands		
D514,051 S		1/2006	Sands		
D516,990 S	*	3/2006	Schweizer	D12/211
D518,429 S		4/2006	Sands		
D520,931 S	*	5/2006	Hieke	D12/211

* cited by examiner

Primary Examiner—Stacia Cadmus

(74) *Attorney, Agent, or Firm*—David Pressman

(57) **CLAIM**


The ornamental design for a vehicle wheel with nine dual spokes, as shown and described.

DESCRIPTION

FIG. 1 is a perspective view of the front or outer side of a vehicle wheel with nine dual spokes according to my invention. The inner or rear side of the wheel is identical to the front side and the outer ends of all spokes are identical; and,

FIG. 2 is a cross-sectional view of the wheel of FIG. 1 taken along the lines 2—2 of FIG. 1.

1 Claim, 2 Drawing Sheets



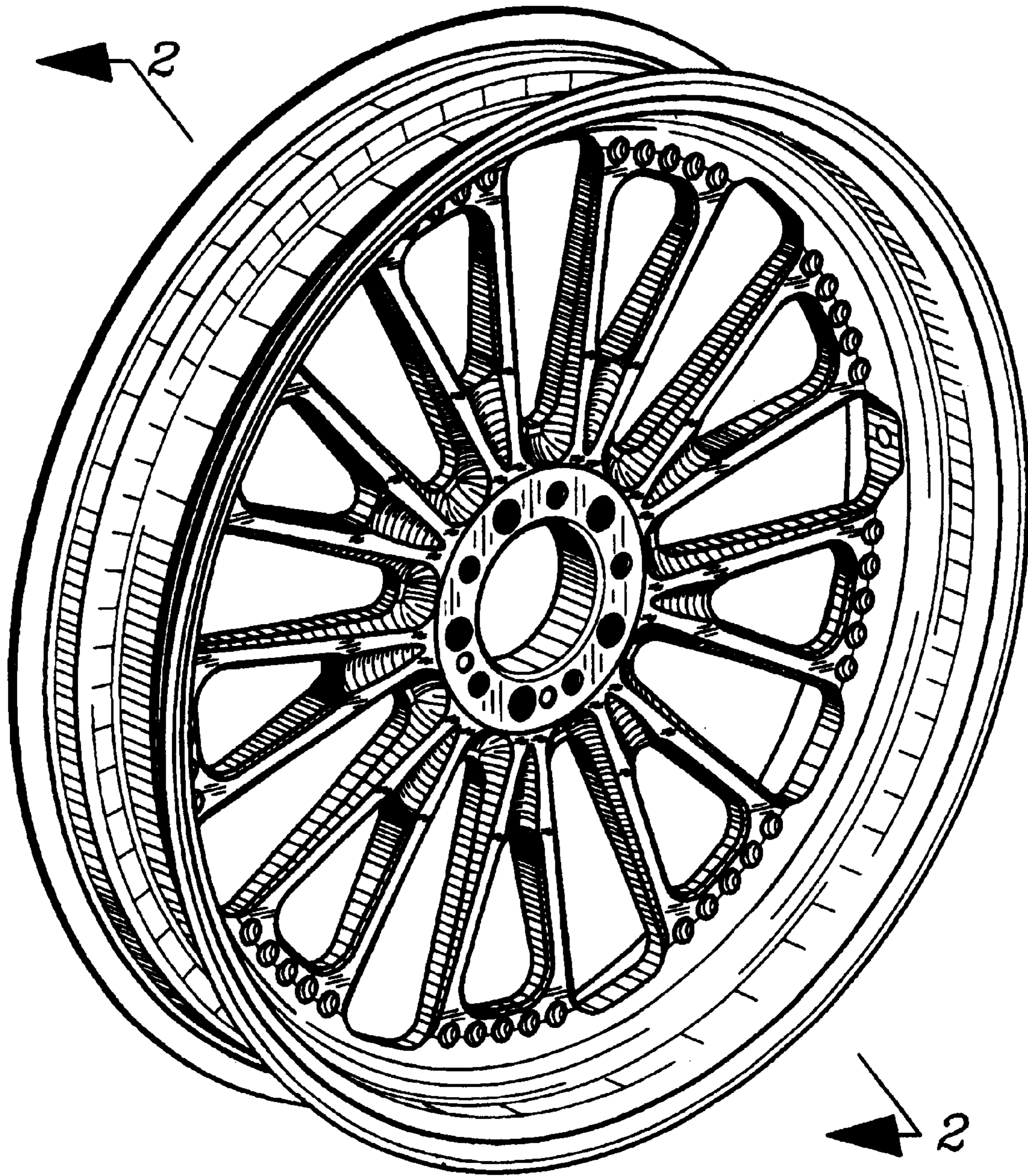


FIG 1

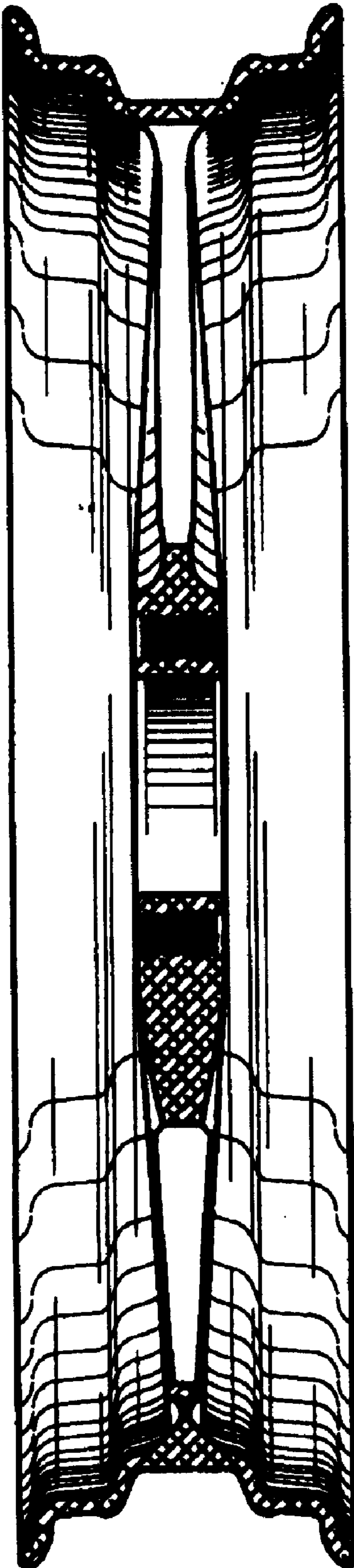


FIG 2