



US00D537392S

(12) **United States Design Patent** (10) **Patent No.:** **US D537,392 S**
Pfeiffer (45) **Date of Patent:** **** Feb. 27, 2007**

(54) **SURFACE CONFIGURATION OF A REAR BUMPER FOR A VEHICLE**

(75) Inventor: **Peter Pfeiffer**, Boeblingen (DE)
(73) Assignee: **DaimlerChrysler AG**, Stuttgart (DE)
(**) Term: **14 Years**

(21) Appl. No.: **29/253,499**
(22) Filed: **Feb. 8, 2006**

Related U.S. Application Data

(63) Continuation of application No. 29/245,989, filed on Jan. 4, 2006.

(30) **Foreign Application Priority Data**

Jul. 5, 2005 (DE) 40503451
Nov. 30, 2005 (DE) 40506110

(51) **LOC (8) Cl.** **12-16**

(52) **U.S. Cl.** **D12/169**

(58) **Field of Classification Search** D12/90-92,
D12/86, 169, 196, 163; 296/180.1, 180.2;
293/102, 113, 115, 117, 120

See application file for complete search history.

(56) **References Cited**

U.S. PATENT DOCUMENTS

D503,134 S * 3/2005 Pfeiffer et al. D12/169
D507,991 S 8/2005 Pfeiffer et al.
D508,745 S 8/2005 Pfeiffer et al.
D516,476 S * 3/2006 Iwanaga et al. D12/169
D516,969 S * 3/2006 Honda et al. D12/169

* cited by examiner

Primary Examiner—Melody N. Brown

(74) *Attorney, Agent, or Firm*—Crowell & Moring LLP

(57) **CLAIM**


The ornamental design for a surface configuration of a rear bumper for a vehicle, as shown and described.

DESCRIPTION

FIG. 1 is a left perspective view of a surface configuration of a rear bumper for a vehicle according to my novel design, the right perspective view being mirror symmetrical; FIG. 2 is a front view thereof; and, FIG. 3 is a left side view thereof, the right side view being mirror symmetrical.

The broken lines are for illustrative purposes only and form no part of the claimed design.

1 Claim, 2 Drawing Sheets



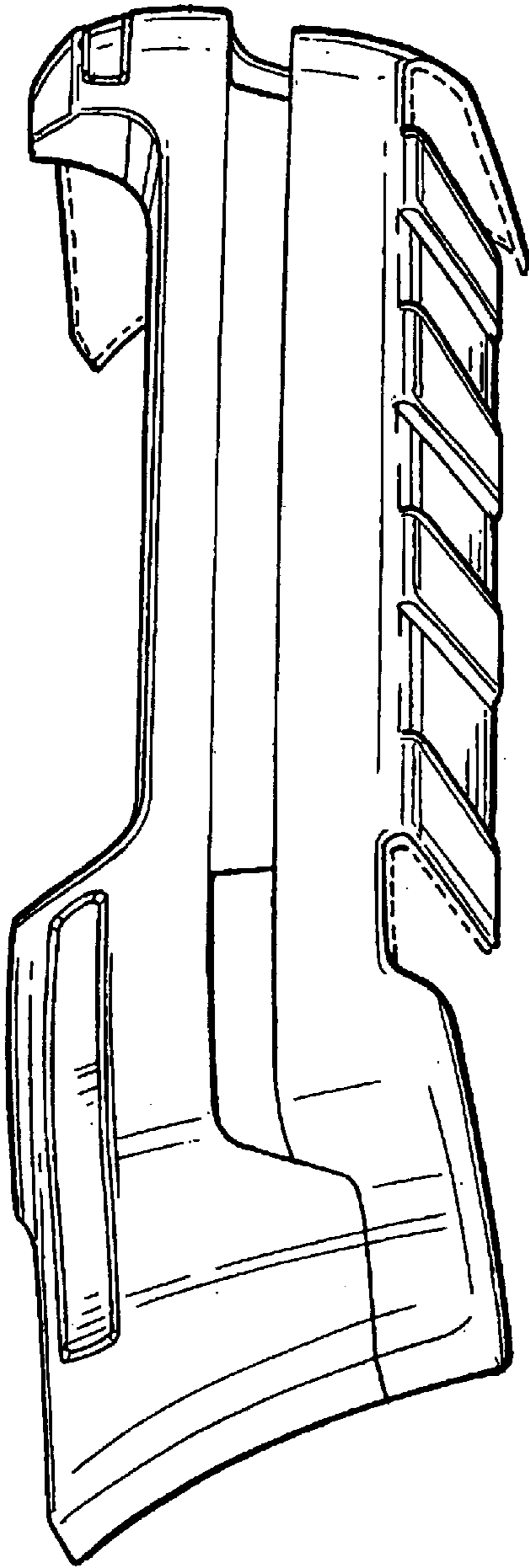


FIG. 1

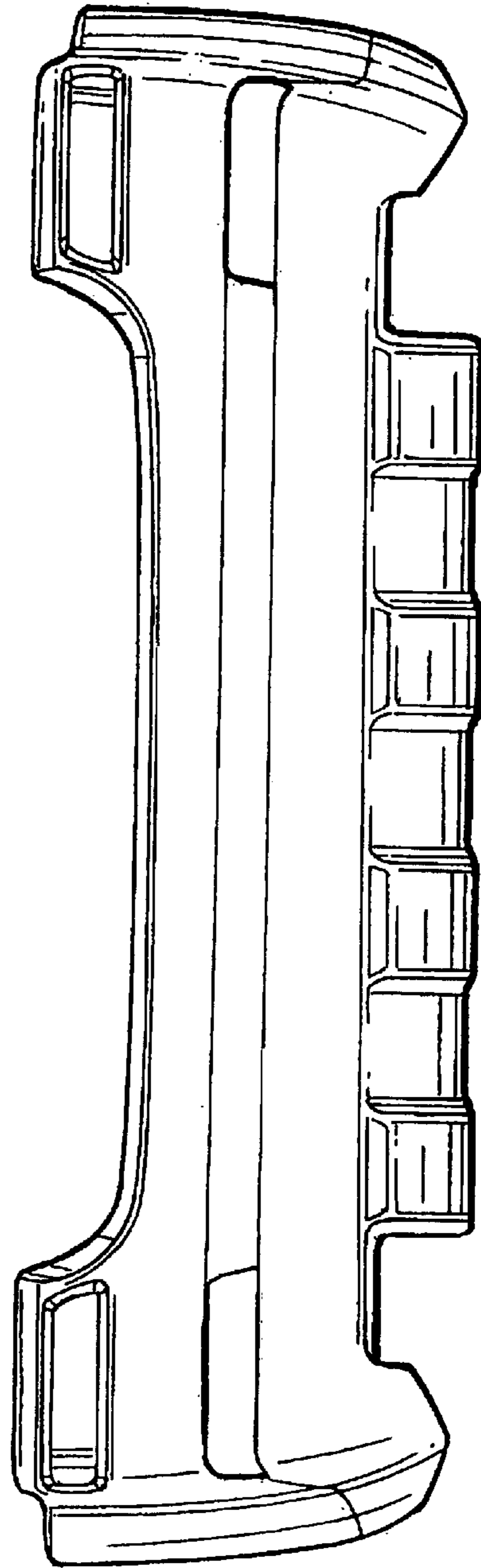


FIG. 2

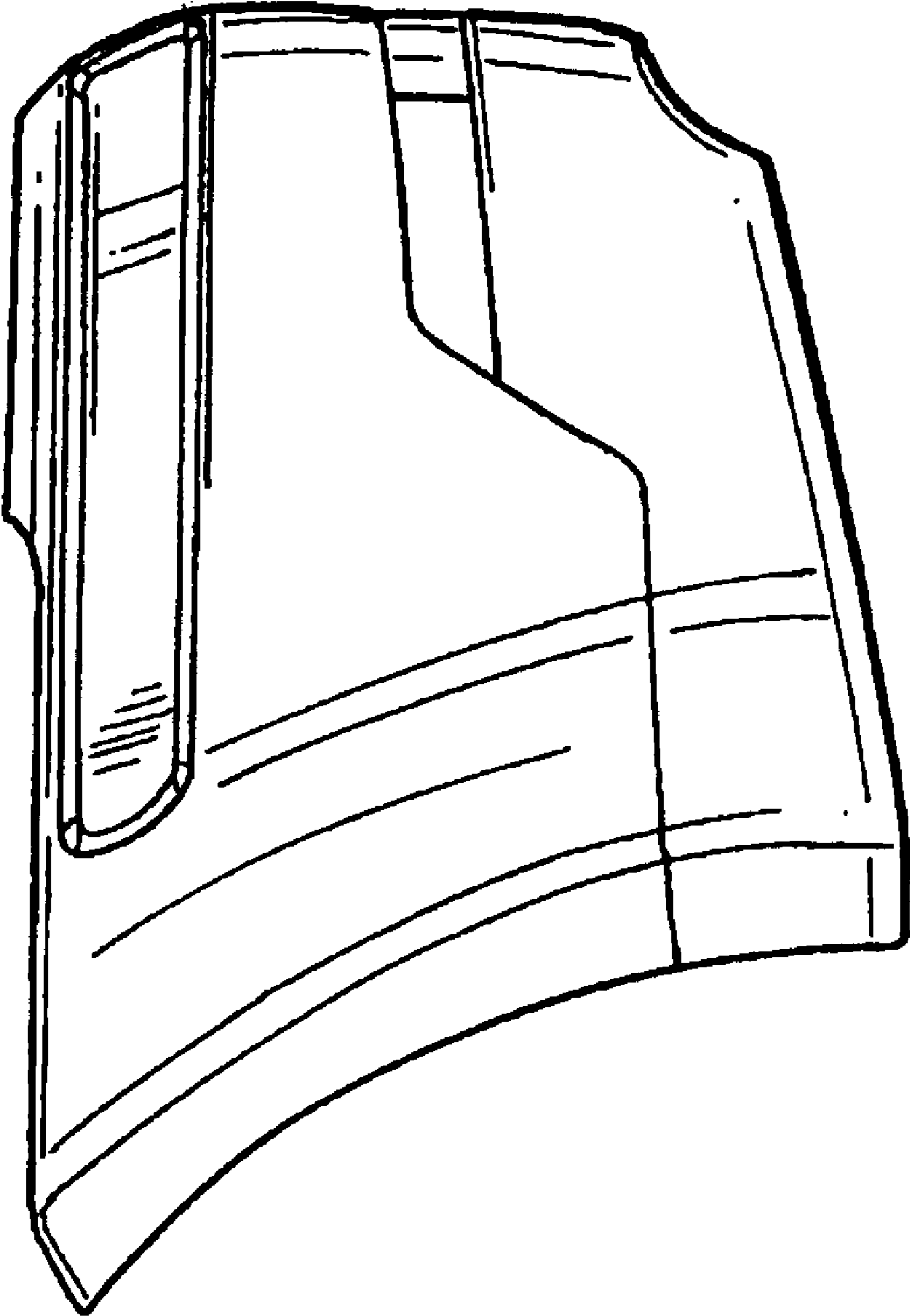


FIG. 3